

Thank you for purchasing the RadioShack FM Headset with Auto-Switching Universal. The hanging, shirt clip design lets you go handsfree for portable and convenient use. The silicon rubber cushions fit comfortably in either ear, and the high sensitivity, omni-directional microphone provides clear sound. Your headset has a built-in FM radio, and is compatible with the following Motorola phone models: 998, V60, V60+, V66, V70, V3688, StarTAC, T189, T189+, V680, L2000, and Samsung models A100, A110, A408, A300, NEC2000. Your headset is also compatible with many other phone models.

OPERATION

1. Connect the headset's 2.5 mm plug to your phone's headset jack.
2. Place the earbuds in your ears.
3. Clip the headset to your clothing.
4. Use the headset with your phone according to the instructions provided with the phone.

LISTENING TO THE RADIO

1. Slide **OFF/LOW/HI** to **LOW** or **HI** to turn on the headset and set the desired volume.
2. Press **▶▶** to manually search for a station.
3. Press **■**. The headset scans, starting at 88MHz.
4. Slide to **OFF** to turn off the radio.

ANSWERING AN INCOMING CALL

If your phone is set to 'Auto Answer On', the call is automatically answered when your phone rings. If your phone is set to 'Auto Answer Off', you must press the answer key on your phone to answer it. Auto-switching lets your headset switch back to the radio after the call ends.

Hold down to mute the microphone. Release to resume your conversation.

NOTE

- Mobile phones of different brands may function differently when is pressed.
- When you end a call, there is a delay of about 10 seconds before you hear the radio again.
- During a conversation, if neither party speaks for about 10 seconds, the radio begins playing. When someone speaks, the radio stops and the conversation can resume.

! IMPORTANT !

If an icon appears at the end of a paragraph, go to the box on that page with the corresponding icon for pertinent information.

— Warning
 — Caution


— Important
 — Hint

— Note

© 2003 RadioShack Corporation.
All Rights Reserved.
RadioShack and RadioShack.com
are trademarks used by
RadioShack Corporation.

NOTE

Answering an Incoming Call

Depending on your phone model,  may serve as the answer key or the mute key.

Care

Keep the headset dry; if it gets wet, wipe it dry immediately. Use and store the headset in normal temperature environments. Handle the headset carefully; do not drop it. Keep the headset away from dust and dirt, and wipe it with a damp cloth to keep it looking new.




If your headset is not performing as it should, take it to your local RadioShack. To locate your nearest RadioShack, use the store locator on RadioShack's website (www.radioshack.com), or call 1-800-The Shack (843-7422) and follow the menu options. Modifying or tampering with the headset's internal components can cause a malfunction and might invalidate its warranty and void your FCC authorization to operate it.


WARNING

Keep button-cell batteries away from children. Swallowing a button-cell battery can be fatal.

BATTERY NOTES


- Dispose of old batteries promptly and properly.
- Do not burn or bury batteries.
- Use only fresh batteries of the re-quired size and recommended type.
- Do not mix old and new batteries, different types of batteries (standard, alkaline, or rechargeable), or rechargeable batteries of different capacities.
- If you do not plan to use the headset for a month or more, remove the batteries. Batteries can leak chemicals that can destroy electronic parts.

Press  to answer the call. To end the call, press  when you are finished. 


Press  again. The mobile phone redials the last number you dialed.

TRAFFIC SAFETY

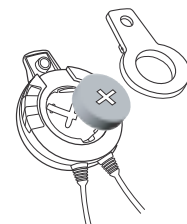
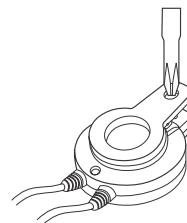
Do not wear headphones while operating a motor vehicle or riding a bicycle. This can create a traffic hazard and could be illegal in some areas.

Even though some headphones let you hear some outside sounds when listening at normal volume levels, they still can present a traffic hazard. 

REPLACING THE BATTERY

Your headset comes with one CR2032 button cell battery. It can be used for more than 8 hours continuously. When the headset stops operating properly, replace the battery. 

1. Use a Philips screwdriver to remove the screw from underneath the clip on the back of the headset, then remove the cover.
2. Remove the old battery and replace it with a new one, making sure the positive (+) side faces up.
3. Replace the screw and cover.



FCC INFORMATION

This device complies with Part 15 of the *FCC Rules*. Operation is subject to the following two conditions: (1) this device may not cause harmful interference, and (2) this device must accept any interference received, including interference that may cause undesired operation.

Limited Ninety-Day Warranty

This product is warranted by RadioShack against manufacturing defects in material and workmanship under normal use for ninety (90) days from the date of purchase from RadioShack company-owned stores and authorized RadioShack franchisees and dealers. EXCEPT AS PROVIDED HEREIN, RadioShack MAKES NO EXPRESS WARRANTIES AND ANY IMPLIED WARRANTIES, INCLUDING THOSE OF MERCHANTABILITY AND FITNESS FOR A PARTICULAR PURPOSE, ARE LIMITED IN DURATION TO THE DURATION OF THE WRITTEN LIMITED WARRANTIES CONTAINED HEREIN. EXCEPT AS PROVIDED HEREIN, RadioShack SHALL HAVE NO LIABILITY OR RESPONSIBILITY TO CUSTOMER OR ANY OTHER PERSON OR ENTITY WITH RESPECT TO ANY LIABILITY, LOSS OR DAMAGE CAUSED DIRECTLY OR INDIRECTLY BY USE OR PERFORMANCE OF THE PRODUCT OR ARISING OUT OF ANY BREACH OF THIS WARRANTY, INCLUDING, BUT NOT LIMITED TO, ANY DAMAGES RESULTING FROM INCONVENIENCE, LOSS OF TIME, DATA, PROPERTY, REVENUE, OR PROFIT OR ANY INDIRECT, SPECIAL, INCIDENTAL, OR CONSEQUENTIAL DAMAGES, EVEN IF RadioShack HAS BEEN ADVISED OF THE POSSIBILITY OF SUCH DAMAGES.

Some states do not allow limitations on how long an implied warranty lasts or the exclusion or limitation of incidental or consequential damages, so the above limitations or exclusions may not apply to you. In the event of a product defect during the warranty period, take the product and the RadioShack sales receipt as proof of purchase date to any RadioShack store. RadioShack will, at its option, unless otherwise provided by law: (a) correct the defect by product repair without charge for parts and labor; (b) replace the product with one of the same or similar design; or (c) refund the purchase price. All replaced parts and products, and products on which a refund is made, become the property of RadioShack. New or reconditioned parts and products may be used in the performance of warranty service. Repaired or replaced parts and products are warranted for the remainder of the original warranty period. You will be charged for repair or replacement of the product made after the expiration of the warranty period. This warranty does not cover: (a) damage or failure caused by or attributable to acts of God, abuse, accident, misuse, improper or abnormal usage, failure to follow instructions, improper installation or maintenance, alteration, lightning or other incidence of excess voltage or current; (b) any repairs other than those provided by a RadioShack Authorized Service Facility; (c) consumables such as fuses or batteries; (d) cosmetic damage; (e) transportation, shipping or insurance costs; or (f) costs of product removal, installation, set-up service adjustment or reinstallation. This warranty gives you specific legal rights, and you may also have other rights which vary from state to state.

RadioShack Customer Relations, 200 Taylor Street, 6th Floor, Fort Worth, TX 76102

12/99

RadioShack Corporation
Fort Worth, Texas 76102

17-890
02A03
Printed in China

Free Manuals Download Website

<http://myh66.com>

<http://usermanuals.us>

<http://www.somanuals.com>

<http://www.4manuals.cc>

<http://www.manual-lib.com>

<http://www.404manual.com>

<http://www.luxmanual.com>

<http://aubethermostatmanual.com>

Golf course search by state

<http://golfingnear.com>

Email search by domain

<http://emailbydomain.com>

Auto manuals search

<http://auto.somanuals.com>

TV manuals search

<http://tv.somanuals.com>