

FLAKE & NUGGET ICE MACHINES

SCOTSMAN'S PREMIER WARRANTY

FME/NME & NSE Series

- 3 Year parts on all components
- 3 Year labor on all components
- 5 Year parts on compressor

AFE/MFE Series

- 2 Year parts on all components
- 2 Year labor on all components
- 5 Year parts on compressor

FLAKE & NUGGET ICE MACHINE ACCESSORIES

	MFE400	FME804	FME1204	FME1504	FME2404	NME654	NME954	NME1254	NME1854
Remote Condensers & Accessories									
ERC101-1A - Remote Condenser		■				■			
ERC151-32A - Remote Condenser			■				■		
ERC201-32A - Remote Condenser				■				■	
ERC302-32A - Remote Condenser for two units			■		■		■		■
ERC402-32A - Remote Condenser for two units				■				■	
KCMR-230 - Fan Relay Kit for when two units are on one condenser			■	■			■	■	
Line Sets Kits									
RTE25 - 25 ft. Pre-Charged R-404A Tubing		■	■	■	■	■	■	■	■
RTE40 - 40 Ft. Pre-Charged R-404A Tubing		■	■	■	■	■	■	■	■
RTE75 - 75 Ft. Pre-Charged R-404A Tubing		■	■	■	■	■	■	■	■
Miscellaneous									
KFMI-Remote Electric Eyes	■	■	■	■	■	■	■	■	■
KFMCS-Cart Switch Adapter Kit	■	■	■	■	■	■	■	■	■
Bin Top Kits									
KBT14A for use with HTB555, BH550 or BH900		■	■		■	■	■		■
KBT15B for use with a BH800	■	■	■	■		■	■	■	
KBT20A for use with BH900	■	■	■			■	■		
KBT22 for use with BH900 Bin				■				■	
KBT24 for use with BH900 Bin		■	■			■	■		
KBT25 for use with BH900 Bin and two (2) ice machines		■	■			■	■		
KBT28 for use with BH801 Bin		■	■			■	■		
KBT29 for use with BH801 Bin				■				■	
Water Filtration System By EverPure® Filtration Systems, Replacement & Prefilters									
SSM1-Single System	■	■	■			■	■		
SSM2-Twin System				■	■			■	■
SSMRC1-Replacement Cartridge (package of 1)	■	■	■	■	■	■	■	■	■
SSMRC6-Replacement Cartridge (package of 6)	■	■	■	■	■	■	■	■	■
SC10-10" Coarse Prefilter	■	■	■	■	■	■	■	■	■
SC20-20" Coarse Prefilter	■	■	■	■	■	■	■	■	■

Consult your Scotsman price schedule for complete details before ordering



YOU'LL VALUE THE DIFFERENCE.™

775 Corporate Woods Parkway • Vernon Hills, IL 60061 • (800) SCOTSMAN • Fax (847) 913-9844
Website: www.scotsman-ice.com • customer.service@scotsman-ice.com



YOU'LL VALUE THE DIFFERENCE.™

DISCOVER WHY FAILURE IS NOT AN OPTION.

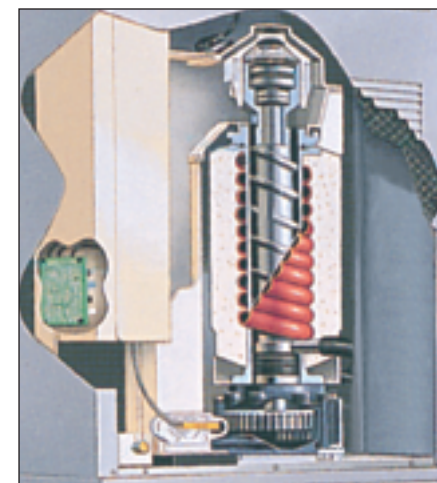
Whether used to keep grocery store produce crisp and appealing, salad bars inviting or seafood fresh and tempting, Scotsman's flake and nugget ice machines are better than ever! Beneath the new stainless steel exterior are innovations and improvements that contribute to longer life, lower operation and lower maintenance costs.

Scotsman's new AutoSentry™ Monitoring System constantly checks the load on the gearbox and will shut the ice-maker down before any damage can occur. Diagnostics have been simplified. Our new conductivity water sensor is not affected by mineral build-up or manufacturing variations. Our drain and drain pan have been improved to eliminate rust, reduce condensation and remove any restrictions that can cause water blockage or vapor locks. These improvements result in a lower cost of ownership that will make a positive difference to your bottom line.



FME21 on BH550

Scotsman flake ice is small, hard bits of ice, while our nugget form is compacted flake ice that is slow-melting and easy to chew.



SCOTSMAN FLAKE AND NUGGET ICE MACHINES ARE DESIGNED TO BE REAL WORKHORSES IN ANY ENVIRONMENT.

With their new heavy-duty construction, advanced technology and improved systems, it's easy to understand why Scotsman flake and nugget ice machines have the best warranty in the industry.

AutoSentry™ Monitoring System

It monitors your flake and nugget ice machines and continuously checks for dangerous operating conditions like a lack of water or a need for excessive force to turn the ice-making apparatus. If there's trouble, AutoSentry will shut the machine down before damage can occur—eliminating costly repairs and extending the life of the machine.

Improved Safety

Scotsman's new conductivity water sensor eliminates low or no water failures and is unaffected by mineral build-up or manufacturing variations.

Enhanced Drainage System


A new rust-free plastic drain pan has greater ability to keep water away from key parts and a larger, single drain line eliminates blockage and vapor locks.

Heavy-duty Construction

To increase service life, the exterior is durable stainless steel, and the rugged interior components include massive self-aligning spherical roller bearings, a patented double-flight auger to evenly distribute the load and a heavy-duty direct-drive gearbox.

An Unmatched Warranty

Scotsman flake and nugget ice machines have the best warranty available for any machine of its type: an unprecedented 3-year parts, 3-year labor warranty on the entire ice-machine and a 5-year parts warranty on the compressor.



AutoSentry™ Board



Auger



Unprecedented 3-Year Parts & Labor Warranty

FLAKE ICE MACHINES: 21", 30" & 42"

Scotsman's flake ice is fresh, clean and bright. Your produce and seafood displays, salad bars and blended cocktails will come to life with dramatic appetite appeal. Given their reliability, their low water and electrical usage and their Low Cost of Ownership, the only thing left to decide is which size and type of Scotsman flake ice machine best fits your application.

Scotsman	21"					30"					42"				
	MFE400		FME804			FME1204			FME1504			FME2404			
Dimensions -WxDxH	21x22x21 ^{1/8}		21x24x27			21x24x27			30x24x27			42x24x27			
Electrical -Volts/Hz/Phase	115/60/1		115/60/1			208-230/60/1*			208-230/60/1			208-230/60/1*			
Max. Fuse Size	* 15 15		* 30 30 30			* 15 15 20			* 20 20 25			* 25 25 30			
	15 15		30 30 30			15 15 20			20 20 25			25 25 30			
Compressor HP	1/2 1/2		3/4 3/4 3/4			1 1/2 1 1/2 1 1/2			1 1/4 1 1/4 1 1/4			1 1/2 1 1/2 1 1/2			
No. of Wires	2 2		2 2 2			2 2 2			2 2 2			2 2 2			
Min. Circuit Ampacity	12.7 11.4		19.5 18.3 22.5			11.3 10.8 14.1			15.0 14.3 17.3			20.6 19.5 23.1			
Shipping Weight -Lbs./Kg	130/60		205/93			210/95			285/129			395/180			
Ice Production - 24 Hours - Power & Water Usage *** • 70° Air/50° Water															
Air-Cooled -Lbs./Kg	450/204		760/365			1170/531			1430/649			2455/1114			
Water-Cooled -Lbs./Kg	480/218		810/367			1195/542			1460/662			2390/1084			
Remote-Cooled -Lbs./Kg	NA		685/311			980/445			1280/581			1960/889			
Ice Production - 24 Hours - Power & Water Usage *** • 90° Air/70° Water															
Air-Cooled -Lbs./Kg	380/172		595/270			870/395			1110/503			1800/816			
KWH	5.5		4.9			3.26			3.4			3.26			
Water (Potable)	12.0		12.0			12.0			12.0			12.0			
Water-Cooled -Lbs./Kg	410/186		650/295			1010/458			1220/553			2020/916			
KWH	5.6		3.8			2.45			2.8			2.45			
Water (Potable)	12.0		12.0			12.0			12.0			12.0			
Water (Cond.)	69.8		82.3			66.0			92.3			66.0			
Remote-Cooled -Lbs./Kg	NA		625/284			890/404			1100/499			1780/807			
KWH	NA		6.2			3.4			3.3			3.4			
Water (Potable)	NA		12.0			12.0			12.0			12.0			
Bin Options** (Dimensions: WxDxH)															
BH360 -Bin Cap: 275 Lbs. 22x31x44	■		■			■			■			■			
HTB250 -Bin Cap: 190 Lbs. 30x31.5x22.5	with bin top		with bin top			with bin top			■			■			
HTB350 -Bin Cap: 250 Lbs. 30x31.5x29.5	with bin top		with bin top			with bin top			■			■			
HTB555 -Bin Cap: 420 Lbs. 30x31.5x44.5	with bin top		with bin top			with bin top			■			■			
BH550 -Bin Cap: 410 Lbs. 30x31.5x44	with bin top		with bin top			with bin top			■			■			
BH801 -Bin Cap: 580 Lbs. 42x31.5x44	■		with bin top			with bin top			with bin top			■			
BH900 -Bin Cap: 740 Lbs. 48.5x33.75x44	■		with bin top			with bin top			with bin top			with bin top			
BH1100 -Bin Cap: 860 Lbs. 48 x 34 x 50	■		■			■			■			■			
BH1300 -Bin Cap: 1100 Lbs. 60 x 34 x 50	■		■			■			■			■			
BH1600 -Bin Cap: 1375 Lbs. 60 x 34 x 62	■		■			■			■			■			

* Air Cooled ◻ Water Cooled ✱ Remote Cooled Ⓢ Bins rated in accordance with ARI standards 820-95

* 3-phase available. **Add an additional 6" for leg height on all items. ***KWH and water based on 100 lbs. of ice. The above specifications based on a single phase model. See individual spec sheet for 3-phase models. See back page for appropriate bin types.



MFE400 on HTB555



2 FME1204s on BH900



FME1504 on BH801



NUGGET ICE MACHINES: 21", 30" & 42"

Scotsman nugget ice is flake ice that has been compacted. It possesses all the benefits of flake ice, yet it's harder and drier. The high-quality nuggets are slower melting, which reduces the amount of time that must be spent maintaining and restocking displays. Nuggets are also chewable, making them popular in soft drinks and dispensers. Containing the same rugged components as the rest of Scotsman's flaker line, nugget ice machines are able to provide years of performance and superior value.

Scotsman	21"					30"					42"				
	NME654		NME954			NME1254			NME1854						
Dimensions -WxDxH	21x24x27		21x24x27			30x24x27			42x24x27						
Electrical -Volts/Hz/Phase	115/60/1		208-230/60/1*			208-230/60/1			208-230/60/1*						
Max. Fuse Size	* 30 30 30		* 15 15 20			* 20 20 25			* 20 20 30						
	30 30 30		15 15 20			20 20 25			20 20 30						
Compressor HP	3/4 3/4 3/4		1 1/2 1 1/2 1 1/2			1 1/4 1 1/4 1 1/4			1 1/2 1 1/2 1 1/2						
No. of Wires	2 2 2		2 2 2			2 2 2			2 2 2						
Min. Circuit Ampacity	19.5 18.3 22.5		11.3 10.8 14.1			15.0 14.3 17.3			20.6 13.8 23.1						
Shipping Weight -Lbs./Kg	205/93		290/132			270/122			395/179						
Ice Production - 24 Hours - Power & Water Usage *** • 70° Air/50° Water															
Air-Cooled -Lbs./Kg	700/318		1080/490			1220/553			2130/966						
Water-Cooled -Lbs./Kg	745/338		1100/499			1345/610			2185/991						
Remote-Cooled -Lbs./Kg	615/279		920/417			1110/503			2400/1089						
Ice Production - 24 Hours - Power & Water Usage *** • 90° Air/70° Water															
Air-Cooled -Lbs./Kg	520/236		780/354			945/429			1595/723						
KWH	5.3		3.94			3.7			3.94						
Water (Potable)	12.0		12.0			12.0			12.0						
Water-Cooled -Lbs./Kg	605/274		925/420			1110/503			1825/828						
KWH	4.1		2.96			3.2			2.65						
Water (Potable)	12.0		12.0			12.0			12.0						
Water (Cond.)	88.4		80.0			92.5			80						
Remote-Cooled -Lbs./Kg	560/254		830/376			1005/456			1800/816						
KWH	6.2		4.11			3.6			3.87						
Water (Potable)	12.0		12.0			12.0			12.0						
Nugget Bin Options** (Dimensions: WxDxH)															
BH360 -Bin Cap: 275 Lbs. 22x31x44	■		■			■			■						
HTB250 -Bin Cap: 190 Lbs. 30x31.5x22.5	with bin top		with bin top			■			■						
HTB350 -Bin Cap: 250 Lbs. 30x31.5x29.5	with bin top		with bin top			■			■						
HTB555 -Bin Cap: 420 Lbs. 30x31.5x44.5	with bin top		with bin top			■			■						
BH550 -Bin Cap: 410 Lbs. 30x31.5x44	with bin top		with bin top			■			■						
BH801 -Bin Cap: 580 Lbs. 42x31.5x44	with bin top		with bin top			with bin top			■						
BH900 -Bin Cap: 740 Lbs. 48.5x33.75x44	with bin top		with bin top			with bin top			with bin top						
BH1100 -Bin Cap: 860 Lbs. 48x34x50	■		■			■			■						
BH1300 -Bin Cap: 1100 Lbs. 60x34x50	■		■			■			■						
BH1600 -Bin Cap: 1375 Lbs. 60x34x62	■		■			■			■						

* Air Cooled ◻ Water Cooled ✱ Remote Cooled Ⓢ Bins rated in accordance with ARI standards 820-95

* 3-Phase available. ** Add an additional 6" for leg height on all bins. ***KWH and water based on 100 lbs. of ice. The above specifications based on a single phase model. See individual spec sheets for 3 phase models. R-22 available upon request. See back page for appropriate bin tops.



2 NME954s on BH900



NME1254 on BH550



NME1854 on BH1600


REMOTE LOW SIDE SERIES.

Scotsman's Remote Low Side flake and nugget ice machines represent our commitment to customers with central refrigeration systems. The RL Series is perfect for new and existing refrigeration systems, or can be connected to separate remote condensing units. This series also eliminates noise and heat from work areas.

Our ice production ranges from 915 to 3,000 lbs. with R-404A refrigerant standard, which is sure to satisfy every ice need. And because we offer a modular design, users can choose the right bin or cart system for their specific needs.

Scotsman	21", 30", 42" FLAKE/NUGGET REMOTE-LOWSIDE								
	FME1204RLS	FME1504RLS	FME2404RLS	FME3004RLS	NME654RLS*	NME954RLS*	NME1254RLS	NME1854RLS	NME2504RLS
Dimensions -WxDxH	21x24x27	21x24x27	42x24x27	42x24x27	21x24x27	21x24x27	21x24x27	42x24x27	42x24x27
Electrical -Volts/Hz/Phase	208-230/60/1	208-230/60/1	208-230/60/1	208-230/60/1	115-80-1	208-230/60/1	208-290/60/1	208-230/60/1	208-230/60/1
Max. Fuse Size	15	15	15	15	15	15	15	15	15
No. of Wires	2	2	2	2	2	2	2	2	2
BTU's Per Hour	6,000	7,250	12,000	14,250	3,750	6,000	7,250	12,000	14,250
Shipping Weight -Lbs./Kg	145/66	145/66	255/116	255/115	130/59	145/66	145/66	255/116	255/115
Ice Production - 24 Hours With Power & Water Usage*** • 70° Air/50° Water									
Remote-Cooled -Lbs./Kg	1180/535	1445/655	2365/1072	2890/1301	800/363	1090/494	1330/603	2180/989	2660/1997
Ice Production - 24 Hours With Power & Water Usage*** • 90° Air/70° Water									
Remote-Cooled -Lbs./Kg	1000/453	1205/547	2000/907	2410/1085	585/265	915/415	1100/499	1830/830	2209/990
Remote Condensing Units***									
NME654-RHS-A/C 29"/x28"/x38 1/2					■				
NME954-RHS-A/C 29"/x28"/x38 1/2	■					■	■		
FME2402-RHS-A/C 29"/x37"/x38 1/2			■					■	
FME2404-RHS-A/C 29"/x37"/x38 1/2			■					■	
FME3004-RHS-A/C 29"/x37"/x38 1/2				■					■
Bin Options** (Dimensions WxDxH)									
HTB555 -Bin Cap: 420 Lbs. 30x31.5x77.5	■ with bin top	■ with bin top	■		■ with bin top	■	■		
BH801 -Bin Cap: 580 Lbs. 42x31.5x44	■ with bin top	■ with bin top	■		■ with bin top	■	■	■	
BH900 -Bin Cap: 740 Lbs. 48.5x33.75x44	■ with bin top	■ with bin top	■ with bin top		■ with bin top	■ with bin top	■ with bin top	■ with bin top	
BH1100 -Bin Cap: 860 Lbs. 48x34x50	■	■	■	■	■	■	■	■	■
BH1300 -Bin Cap: 1100 Lbs. 60x34x50	■	■	■	■	■	■	■	■	■
BH1600 -Bin Cap: 1375 Lbs. 60x34x62	■	■	■	■	■	■	■	■	■

*Available in 115 volt model. See individual spec sheet for details. **Add an additional 6" for leg height. See back page for appropriate bin tops. Remote Low Side Units are available in R-22 refrigerant. See RL Series spec sheet for further details. ***Remote Condensers available in 3 Phase.



NME654RLS on BH900



FME3004RLS on BH1600



SELF-CONTAINED MACHINES: RELIABILITY & SAVINGS IN ONE PACKAGE.

Scotsman's self-contained flake & nugget ice machines are ideal for bars, cafés, fast-food outlets, hospitals and laboratories. They fit under any standard 40" counter and allow for easy front access & servicability. Choose from rotocast plastic or stainless steel models providing from 325 to over 700 lbs. of ice per day.

SELF-CONTAINED ICE MACHINES						
	AFE400		AFE325		NSE654	
Dimensions -WxDxH*	24 1/4 x 24 x 33		36 1/16 x 24 x 33		38 1/16 x 29 1/2 x 37 1/2	
Electrical -Volts/Hz/Phase	115/60/1		115/60/1		115/60/1	
Bin Capacity -Lbs./Kg	140/64		80/36		145/66	
Ice Form	Flake		Flake		Nugget	
Finish	Rotocast		Stainless Steel		Stainless Steel	
Max. Fuse Size	* 15		* 15		* 35	
	▲ 15		▲ 15		▲ 30	
Compressor HP	1/4		1/4		1 1/2	
No. of Wires	2		2		2	
Min. Circuit Ampacity	Cord.		9.6		20.0	
Shipping Weight -Lbs./Kg	185/84		215/99		320/145	
Ice Production - 24 Hours - Power & Water Usage						
70° Air/50° Water						
Air-Cooled -Lbs./Kg	395/179		325/147		690/313	
Water-Cooled -Lbs./Kg	395/179		NA		710/322	
Ice Production - 24 Hours - Power & Water Usage						
90° Air/70° Water						
Air-Cooled	300/160		264/120		560/254	
KWH	5.4		5.6		5.3	
Water (Potable)	12.0		12.0		12.0	
Water-Cooled	310/141		NA		580/263	
KWH	5.0		NA		4.9	
Water (Potable)	12.0		NA		12.0	
Water (Cond.)	131.0		NA		102.0	

* Air Cooled ▲ Water Cooled * Remote Cooled

*Add an additional 6" for leg height
KWH & water based on 100 Lbs. of ice



AFE400



AFE325



NSE654

To find out more about Scotsman's Flake & Nugget Ice Machine line visit our new website at www.scotsman-ice.com

Free Manuals Download Website

<http://myh66.com>

<http://usermanuals.us>

<http://www.somanuals.com>

<http://www.4manuals.cc>

<http://www.manual-lib.com>

<http://www.404manual.com>

<http://www.luxmanual.com>

<http://aubethermostatmanual.com>

Golf course search by state

<http://golfingnear.com>

Email search by domain

<http://emailbydomain.com>

Auto manuals search

<http://auto.somanuals.com>

TV manuals search

<http://tv.somanuals.com>