

The ergonomically designed SLS25XP stapler is powerful and versatile. This stapler weighs just 2.7 pounds, yet has the power to drive 1½" staples into hard woods. Two models drive ¼" and ⅜" crown staples in lengths from ⅜" to 1½".



XP
XTREMEPRO™



Applications:

For varied component assemblies in furniture manufacturing, such as drawers, casebacks, cabinet frame assembly and upholstery spring attachment. Used in underlayment sheathing, paneling, molding/trim, soffits, prefinished gypsum and siding for on-site and manufactured housing. Used in a variety of general woodworking and wood assembly operations, including lattice and bed-spring attachment.

Features and Benefits:

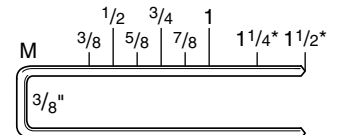
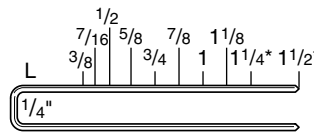
- Lightweight (2.7 lbs.) for ease of handling
- Ergonomically designed with a comfort-grip handle to reduce fatigue
- Adjustable depth-of-drive for precise staple setting
- 40% more power than comparable tools
- Heavy duty components, including an aluminum sleeve and piston, mean rugged durability even in high volume production environments
- No-mar pad keeps work surfaces free of marks
- Oil-free design means easier maintenance and no lubrication to stain fine wood
- Muffler ensures quiet operation
- Either Dual Action or Restrictive Trigger* available, depending on whether repetitive high productivity or precision fastener placement is more important


Tool Specifications:

Item #: SLS25XP-L: 820103N Contact Actuation
SLS25XP-M: 820107N Contact Actuation
Tool Weight: 2.7 lbs (1.1 kg)
Height: 9" (229 mm)
Length: 12" (305 mm)
Staple Capacity: 145-168
Reg. Operating Pressure: 70-120 psig (4.8-8.3 bar)
Mode of Operation: Contact or Sequential Actuation

Fastener Specifications:

Available Crown Widths ¼", ⅜"
Lengths: ⅜" - 1-1/2"





Choose the right trigger system for your specific needs!

Sequential Actuation Trigger (also known as restrictive trigger or trigger fire) operates in the following sequence - depress the safety element at the nose of tool against the work surface then pull the trigger. After each fastener is driven, release the trigger and lift the tool off the work surface before starting the sequence again. This trigger is recommended and acceptable for most applications.

Contact Actuation Trigger (also known as dual action, bounce or bottom fire) operates in the following sequence- pull the trigger first and keep the trigger pulled while moving the tool along the work surface with a bouncing motion, depressing the safety element at the nose of the tool against the work surface where the fastener is to be driven. This trigger is recommended for use by trained professionals only in high production or volume applications.

Always read the Operators Manual and Safety Instructions with all tools to ensure proper use and safety precautions. For additional information on trigger systems and how Senco will save you time, reduce costs, and increase quality, call our toll-free Action Line: 800-543-4596 to find your nearest Authorized Senco Dealer, Distributor or visit our web site at: www.senco.com

Free Manuals Download Website

<http://myh66.com>

<http://usermanuals.us>

<http://www.somanuals.com>

<http://www.4manuals.cc>

<http://www.manual-lib.com>

<http://www.404manual.com>

<http://www.luxmanual.com>

<http://aubethermostatmanual.com>

Golf course search by state

<http://golfingnear.com>

Email search by domain

<http://emailbydomain.com>

Auto manuals search

<http://auto.somanuals.com>

TV manuals search

<http://tv.somanuals.com>