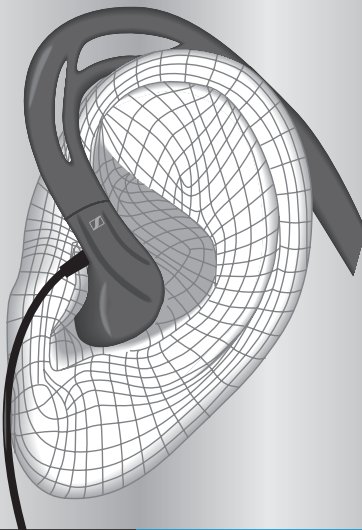




PMX 680 SPORTS



Instruction manual



Important safety instructions

In order to prevent damage to health:

- ▶ Set the volume to a low level before putting the earphones on.
- ▶ Avoid listening at high volume levels for long periods of time.

The earphones contain magnets that generate a magnetic field which could cause interference with cardiac pacemakers and implanted defibrillators.

- ▶ Keep the earphones at least 1.2" (3 cm) from cardiac pacemakers or implanted defibrillators.

In order to prevent accidents:

- ▶ Do not wear the earphones in an environment that requires your special attention (e.g. in traffic).
- ▶ Keep the earphones and accessory parts out of reach of children who could swallow smaller pieces.

In order to prevent damage to the earphones:

- ▶ Do not heat the earphones (hairdryer, heating, extended exposure to sunlight, etc.).
- ▶ Do not store wet earphones in a bag.

Delivery includes

- 1 pair of PMX 680 Sports neckband earphones
- 1 pair of ear pads
- 1 extension cable with volume control
- 1 cable clip
- 1 storage pouch
- 1 instruction manual



Accessory parts are available from your Sennheiser partner. To find your Sennheiser partner, please visit our website at www.sennheiser.com > Service & Support > Service Partners.

Adjusting the earphones

- ▶ Attach the ear pads to the earphones.



Putting on the earphones

WARNING Hearing damage due to high volumes!



Listening at high volume levels for long periods can lead to permanent hearing defects.

- ▶ Avoid listening at high volume levels for long periods of time.

To ensure the best possible sound performance, use the supplied ear pads. Place the earphones at an angle and as close as possible in front of your ear canals:

- ▶ Put on the earphones as shown.

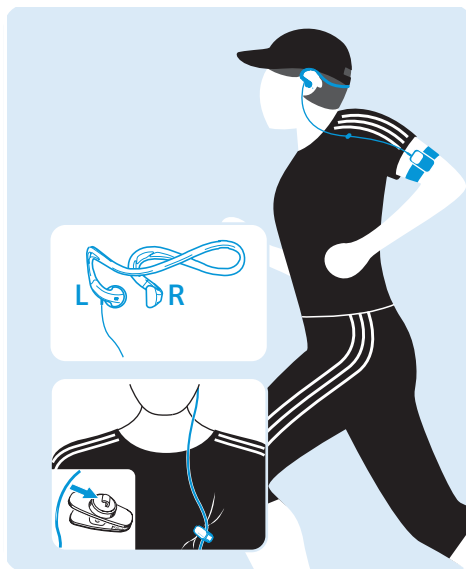


Optimum cable routing

- ▶ Ensure that the cable is routed close to the body, but that your freedom of movement is not restricted.

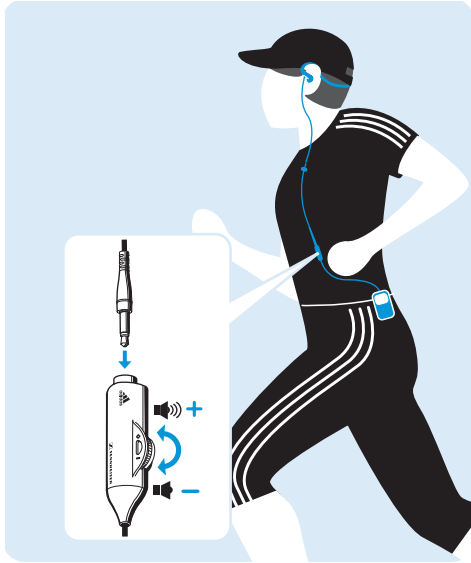
To relieve cable strain and reduce body sound:

- ▶ Use the supplied cable clip.



Adjusting the volume

- ▶ Use the supplied extension cable with volume control if you want to wear your audio source e.g. attached to your waist-band.



Cleaning the earphones

CAUTION

Danger of damage to the earphones!

Contact with any liquid under pressure or extended contact with any liquid can cause it to seep into the earphone housing resulting in damage to the earphone.

- ▶ Do not use any solvents or cleansing agents.
- ▶ Do not immerse the earphones into water for extended periods of time.
- ▶ Do not expose the earphones to excessive water pressure.

- ▶ Remove the ear pads and the ear sleeves from the earphones.
- ▶ Use a cloth to carefully remove buildup from the earphones and ear pads.

Or:

- ▶ Carefully rinse the earphones under luke-warm running water.
- ▶ Then allow the earphones to air dry at room temperature.

Specifications

| | |
|--------------------|-----------------|
| Frequency response | 18 to 20,000 Hz |
| | 120 dB |
| SPL | (1 kHz/1 Vrms) |
| Impedance | 16 Ω |
| Weight | Approx. 18 g |


Manufacturer Declarations

Warranty

Sennheiser electronic GmbH & Co. KG gives a warranty of 24 months on this product.

For the current warranty conditions, please visit our website at www.sennheiser.com under "Service & Support" or contact your Sennheiser partner.

Declaration of Conformity

 This product is in compliance with the essential requirements and other relevant provisions of directives:

- EMC 2004/108/EC
- RoHS 2002/95/EC
- WEEE 2002/96/EC

WEEE Declaration



Please dispose of this product by taking it to your local collection point or recycling center for such equipment.

The declarations are available at www.sennheiser.com.



Sennheiser electronic GmbH & Co. KG
Am Labor 1
30900 Wedemark
Germany
www.sennheiser.com

Printed in China
Publ. 10/09, A01

Free Manuals Download Website

<http://myh66.com>

<http://usermanuals.us>

<http://www.somanuals.com>

<http://www.4manuals.cc>

<http://www.manual-lib.com>

<http://www.404manual.com>

<http://www.luxmanual.com>

<http://aubethermostatmanual.com>

Golf course search by state

<http://golfingnear.com>

Email search by domain

<http://emailbydomain.com>

Auto manuals search

<http://auto.somanuals.com>

TV manuals search

<http://tv.somanuals.com>