

Intercom System

Start Here

See User's Guide for detailed instructions.

Package contents



Stations (3)

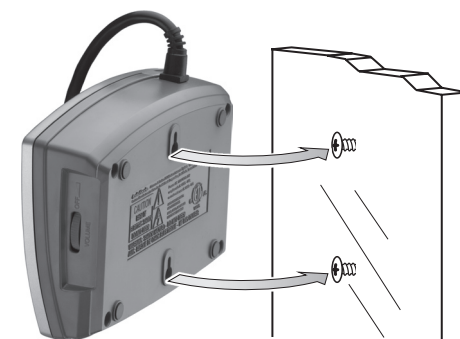


① Set up

Connect to power.



Mount on the wall.



② Communicate

1. Set channel.

3. Call station(s) with the same channel.



2. Turn on and adjust volume.


4. Hold down to speak; release to listen.

5. Reset to the original channel after talking.

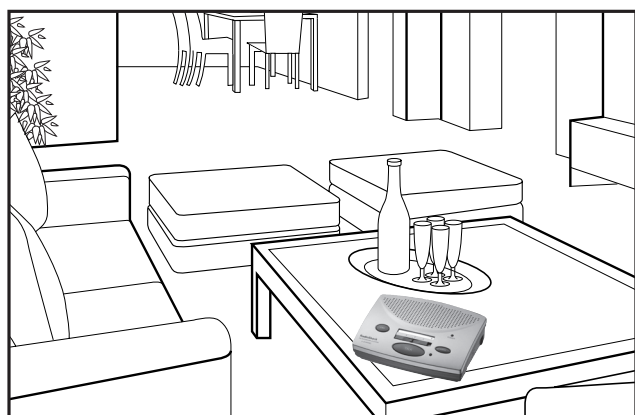
③ Monitor

1. Set two stations to the same channel


3. Press **LOCK** on the monitored station.




2. Turn on and adjust volume.



Channel A



Channel B



Channel C

Free Manuals Download Website

<http://myh66.com>

<http://usermanuals.us>

<http://www.somanuals.com>

<http://www.4manuals.cc>

<http://www.manual-lib.com>

<http://www.404manual.com>

<http://www.luxmanual.com>

<http://aubethermostatmanual.com>

Golf course search by state

<http://golfingnear.com>

Email search by domain

<http://emailbydomain.com>

Auto manuals search

<http://auto.somanuals.com>

TV manuals search

<http://tv.somanuals.com>