
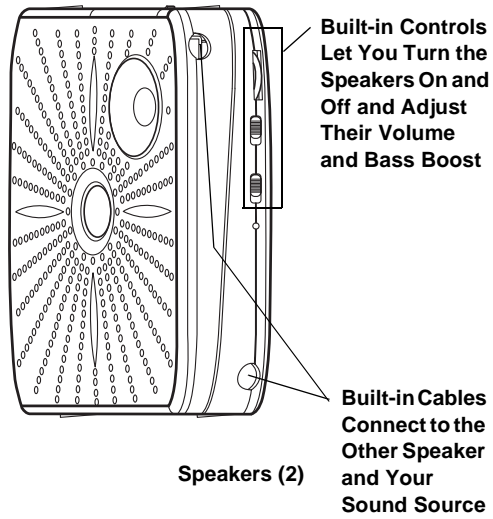
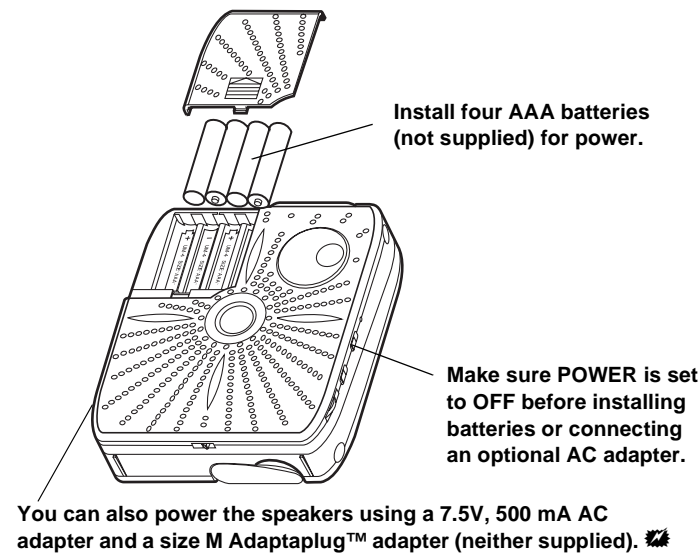


PACKAGE CONTENTS



CONNECTING POWER



BATTERY NOTES

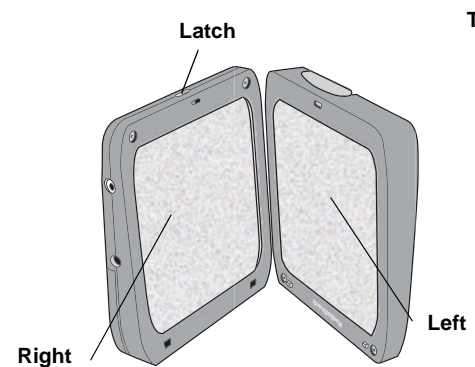
- Dispose of old batteries promptly and properly.
- Do not burn or bury batteries.
- Use only fresh batteries of the required size and recommended type.
- Do not mix old and new batteries, different types of batteries (standard, alkaline, or rechargeable), or rechargeable batteries of different capacities.
- If you do not plan to use the speakers for two weeks or more, remove the batteries. Batteries can leak chemicals that can damage electronic parts.

CAUTION

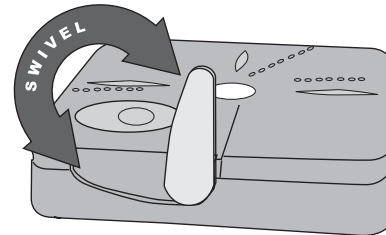
! You must use a Class 2 power source that supplies 7.5V DC and delivers at least 500 mA. Its center tip must be set to positive and its plug must fit the speaker's DC 7.5V jack. Using an adapter that does not meet these specifications could damage the speakers or the adapter.

- You might permanently damage your speakers by cleaning them with a vacuum cleaner. Use a feather duster or a soft loose cloth instead.

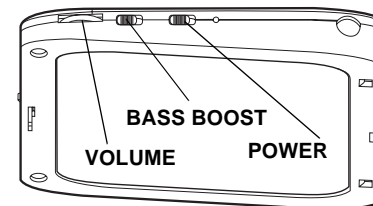
CONNECTING THE SPEAKERS



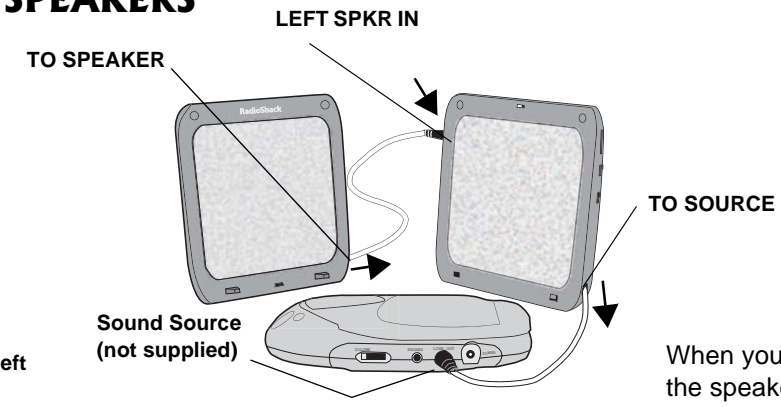
1. While holding the latch on the top of the right speaker, pull the speaker halves apart to separate them.



2. Rotate the stand on the bottom of both speakers. Then place both speakers on a level surface.

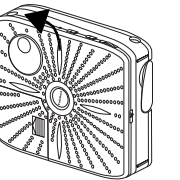
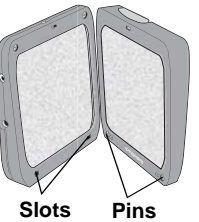


3. On the right speaker, set **POWER** to **OFF** and rotate **VOLUME** to its minimum position until it stops.



4. Pull out **TO SOURCE** (the right speaker's 1/8-inch stereo plug) until it stops, then insert it into your sound source's audio output or headphone jack. Then pull out **TO SPEAKER** (the left speaker's 1/8-inch mono plug) until it stops. Then insert it into **LEFT SPKR IN** on the right speaker.
5. Slide **POWER** to **ON**. The indicator next to **POWER** lights. Then adjust **VOLUME** and set **BASS BOOST** to a comfortable listening level.

When you finish using the speakers, insert the pins in the left speaker into the slots in the right speaker, then close both halves together until they click. Then retract the speaker's cables by rotating the round knob on both speakers counterclockwise in the direction of the arrow.



CARE

Keep the speakers dry; if they get wet, wipe them dry immediately. Use and store the speakers only in normal temperature environments. Handle the speakers carefully; do not drop them. Keep the speakers away from dust and dirt, and wipe them with a damp cloth occasionally to keep them looking new. Never press in on the speaker's panels. Always hold the speakers by the outside edges.

SPECIFICATIONS

Output Power	1W per channel (2W total system power)
Frequency Response	250Hz to 12 kHz
Power Input	7.5V DC, 500 mA (+ center), AC-DC 7.5V adapter (not supplied)
Battery Life	About 8 Hours (alkaline batteries, continuous play, half volume setting)
Bass Boost Control	Bass Boost (ON/OFF)
Transducer	Slab™, magnetically shielded
Dimensions	5 1/2 x 4 3/4 x 1 5/8 inches (140 x 120 x 41 mm)
Weight	10 oz. (284 g)
Supplied Accessories	Vinyl Carrying Pouch

"Think RadioShack" for All Your Sound Accessory Needs!

- | | | |
|--------------|------------------|------------------|
| AC Adapters | Blank Tape | Headphones |
| Adaptaplugsm | CD Cleaning Kits | Personal Stereos |
| Amplifiers | CD Players | Portable Stereos |
| Batteries | Earphones | Wire and Cable |

© 2003 RadioShack Corporation. All Rights Reserved.

and are trademarks of Slab Technology Limited and New Transducers Limited. All Patent Rights Reserved. RadioShack and RadioShack.com are trademarks used by RadioShack Corporation.

Limited Ninety-Day Warranty

This product is warranted by RadioShack against manufacturing defects in material and workmanship under normal use for ninety (90) days from the date of purchase from RadioShack company-owned stores and authorized RadioShack franchisees and dealers. EXCEPT AS PROVIDED HEREIN, RadioShack MAKES NO EXPRESS WARRANTIES AND ANY IMPLIED WARRANTIES, INCLUDING THOSE OF MERCHANTABILITY AND FITNESS FOR A PARTICULAR PURPOSE, ARE LIMITED IN DURATION TO THE DURATION OF THE WRITTEN LIMITED WARRANTIES CONTAINED HEREIN. EXCEPT AS PROVIDED HEREIN, RadioShack SHALL HAVE NO LIABILITY OR RESPONSIBILITY TO CUSTOMER OR ANY OTHER PERSON OR ENTITY WITH RESPECT TO ANY LIABILITY, LOSS OR DAMAGE CAUSED DIRECTLY OR INDIRECTLY BY USE OR PERFORMANCE OF THE PRODUCT OR ARISING OUT OF ANY BREACH OF THIS WARRANTY, INCLUDING, BUT NOT LIMITED TO, ANY DAMAGES RESULTING FROM INCONVENIENCE, LOSS OF TIME, DATA, PROPERTY, REVENUE, OR PROFIT OR ANY INDIRECT, SPECIAL, INCIDENTAL, OR CONSEQUENTIAL DAMAGES, EVEN IF RadioShack HAS BEEN ADVISED OF THE POSSIBILITY OF SUCH DAMAGES.

Some states do not allow limitations on how long an implied warranty lasts or the exclusion or limitation of incidental or consequential damages, so the above limitations or exclusions may not apply to you. In the event of a product defect during the warranty period, take the product and the RadioShack sales receipt as proof of purchase date to any RadioShack store. RadioShack will, at its option, unless otherwise provided by law: (a) correct the defect by product repair without charge for parts and labor; (b) replace the product with one of the same or similar design; or (c) refund the purchase price. All replaced parts and products, and products on which a refund is made, become the property of RadioShack. New or reconditioned parts and products may be used in the performance of warranty service. Repaired or replaced parts and products are warranted for the remainder of the original warranty period. You will be charged for repair or replacement of the product made after the expiration of the warranty period.

This warranty does not cover: (a) damage or failure caused by or attributable to acts of God, abuse, accident, misuse, improper or abnormal usage, failure to follow instructions, improper installation or maintenance, alteration, lightning or other incidence of excess voltage or current; (b) any repairs other than those provided by a RadioShack Authorized Service Facility; (c) consumables such as fuses or batteries; (d) cosmetic damage; (e) transportation, shipping or insurance costs; or (f) costs of product removal, installation, set-up service adjustment or reinstallation.

This warranty gives you specific legal rights, and you may also have other rights which vary from state to state.

RadioShack Customer Relations, 200 Taylor Street, 6th Floor, Fort Worth, TX 76102

Free Manuals Download Website

<http://myh66.com>

<http://usermanuals.us>

<http://www.somanuals.com>

<http://www.4manuals.cc>

<http://www.manual-lib.com>

<http://www.404manual.com>

<http://www.luxmanual.com>

<http://aubethermostatmanual.com>

Golf course search by state

<http://golfingnear.com>

Email search by domain

<http://emailbydomain.com>

Auto manuals search

<http://auto.somanuals.com>

TV manuals search

<http://tv.somanuals.com>