

RadioShack

Micro I/R Hot Rod

60-1241

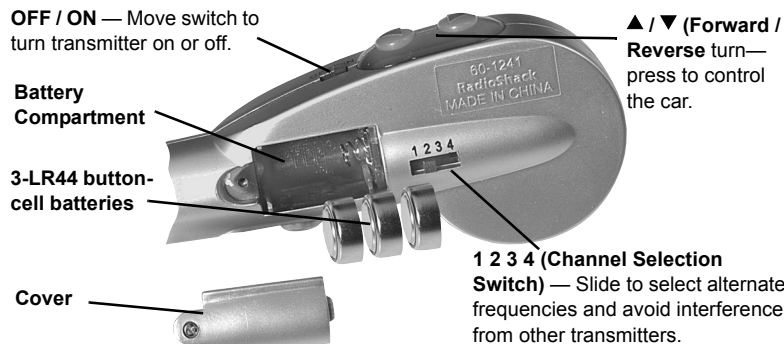
Thank you for purchasing the RadioShack Micro I/R Hot Rod. This IR (Infrared) controlled car is also a functioning ballpoint pen. The transmitter has four channels, so you can race all four car models together without interference.




Step One

Installing Batteries

Your transmitter requires three LR44 button-cell batteries (supplied), and your car requires one LR44 battery (also supplied).



1. Use the supplied Phillips screwdriver to loosen the screw on the respective battery compartment, and lift off the cover.
2. Place the batteries in their compartments as indicated by the polarity symbols.
3. Replace the cover, and secure it with the screw.




Step Two

Using the Pen and Traffic Cones

Unsnap the pen cap from the pen, and use the pen like any other writing instrument.

Separate the pen cap into the three traffic cones, and use these to set up a race track or obstacle course.



Step Three

Driving the Car

1. Check the chassis of the car for the correct channel number of your car, and slide the **1 2 3 4** switch on the transmitter to a matching channel.
2. Slide **ON / OFF** on both the car and transmitter to **ON**.
3. Point the IR transmitter at the top of the car.
4. Press **▲** to move the forward, and press **▼** to move the car in reverse turn.
5. Release **▲** or **▼** to stop the car.



WARNINGS

- Keep button-cell batteries away from small children. If swallowed, promptly see a doctor. Have the doctor phone (202)-625-3333 collect.
- DO NOT open the battery, dispose of it in fire, recharge, insert it backwards, or mix with other battery types. It may explode or leak, and cause personal injury.
- This toy is intended for children ages 5 and UP.
- Do not allow children to place this product in their mouth. Some parts of this product may pose a choking hazard to small children.
- The pen and screwdriver contain functional sharp points.

What's Included

This User's Guide
A Phillips-head screwdriver
Four LR44 button-cell batteries
The Micro IR Hot Rod (Pen transmitter, Car, and traffic-cone Pen cap)



Helpful Hints

- To avoid buying two or more cars of the same frequency, remember that each color represents a different channel. Note the car's frequency channel number on the packaging label.
- To preserve battery life, always turn the transmitter and car off once you have finished playing.
- Play with the vehicle on a smooth, flat surface. Avoid carpet or other fibrous surfaces.
- Avoid areas where strong lights might interfere with IR control of the vehicle.
- Avoid extreme temperatures, which might affect the IR control.
- If someone nearby is using another IR remote, such as a TV remote control, it might interfere with your control of the vehicle. If this happens, move the vehicle out of that area.
- If the vehicle's motor does not respond to the transmitter, move closer to the vehicle and try again.
- If the vehicle moves slowly and you have installed a new battery, check the wheel mechanisms for lint, thread, hair, or dust.
- Place the car on the magnet to "park" the car for convenient transport of your car and transmitter.

Care

Keep the Hot Rod dry; if it gets wet, wipe it dry immediately.

Use and store the Hot Rod only in normal temperature environments.

Handle the Hot Rod carefully; do not drop it.

Keep the Hot Rod away from dust and dirt, and wipe it with a damp cloth occasionally to keep it looking new.

Service and Repair

If your Hot Rod is not performing as it should, take it to your local RadioShack store for assistance.

To locate your nearest RadioShack, use the store locator feature on RadioShack's website (www.radioshack.com), or call 1-800-The Shack (843-7422) and follow the menu options.

Modifying or tampering with the Hot Rod's internal components can cause a malfunction and might invalidate its warranty and void your FCC authorization to operate it.

FCC Information

This device complies with part 15 of the *FCC Rules*. Operation is subject to the following two conditions:

- (1) This device may not cause harmful interference, and
- (2) this device must accept any interference received, including interference that may cause undesired operation.

Limited 90 Day Warranty

This product is warranted by RadioShack against manufacturing defects in material and workmanship under normal use for [ninety (90) days] from the date of purchase from RadioShack company-owned stores and authorized RadioShack franchisees and dealers. EXCEPT AS PROVIDED HEREIN, RadioShack MAKES NO EXPRESS WARRANTIES AND ANY IMPLIED WARRANTIES, INCLUDING THOSE OF MERCHANTABILITY AND FITNESS FOR A PARTICULAR PURPOSE, ARE LIMITED IN DURATION TO THE DURATION OF THE WRITTEN LIMITED WARRANTIES CONTAINED HEREIN. EXCEPT AS PROVIDED HEREIN, RadioShack SHALL HAVE NO LIABILITY OR RESPONSIBILITY TO CUSTOMER OR ANY OTHER PERSON OR ENTITY WITH RESPECT TO ANY LIABILITY, LOSS OR DAMAGE CAUSED DIRECTLY OR INDIRECTLY BY USE OR PERFORMANCE OF THE PRODUCT OR ARISING OUT OF ANY BREACH OF THIS WARRANTY, INCLUDING, BUT NOT LIMITED TO, ANY DAMAGES RESULTING FROM INCONVENIENCE, LOSS OF TIME, DATA, PROPERTY, REVENUE, OR PROFIT OR ANY INDIRECT, SPECIAL, INCIDENTAL, OR CONSEQUENTIAL DAMAGES, EVEN IF RadioShack HAS BEEN ADVISED OF THE POSSIBILITY OF SUCH DAMAGES.

Some states do not allow limitations on how long an implied warranty lasts or the exclusion or limitation of incidental or consequential damages, so the above limitations or exclusions may not apply to you.

In the event of a product defect during the warranty period, take the product and the RadioShack sales receipt as proof of purchase date to any RadioShack store. RadioShack will, at its option, unless otherwise provided by law: (a) correct the defect by product repair without charge for parts and labor; (b) replace the product with one of the same or similar design; or (c) refund the purchase price. All replaced parts and products, and products on which a refund is made, become the property of RadioShack. New or reconditioned parts and products may be used in the performance of warranty service. Repaired or replaced parts and products are warranted for the remainder of the original warranty period. You will be charged for repair or replacement of the product made after the expiration of the warranty period.

This warranty does not cover: (a) damage or failure caused by or attributable to acts of God, abuse, accident, misuse, improper or abnormal usage, failure to follow instructions, improper installation or maintenance, alteration, lightning or other incidence of excess voltage or current; (b) any repairs other than those provided by a RadioShack Authorized Service Facility; (c) consumables such as fuses or batteries; (d) cosmetic damage; (e) transportation, shipping or insurance costs; or (f) costs of product removal, installation, set-up service adjustment or reinstallation.

This warranty gives you specific legal rights, and you may also have other rights which vary from state to state

RadioShack Customer Relations, 200 Taylor Street, 6th Floor, Fort Worth, TX 76102

12/99

©2003, RadioShack Corporation.
All Rights Reserved.
RadioShack and RadioShack.com are trademarks
used by RadioShack Corporation.

60-1241
Made in China
06A03

Free Manuals Download Website

<http://myh66.com>

<http://usermanuals.us>

<http://www.somanuals.com>

<http://www.4manuals.cc>

<http://www.manual-lib.com>

<http://www.404manual.com>

<http://www.luxmanual.com>

<http://aubethermostatmanual.com>

Golf course search by state

<http://golfingnear.com>

Email search by domain

<http://emailbydomain.com>

Auto manuals search

<http://auto.somanuals.com>

TV manuals search

<http://tv.somanuals.com>