

# Motion Marketing, Kansas City Service and Help

[www.motionmarketinginc.com](http://www.motionmarketinginc.com)

[email: service@motionmarketinginc.com](mailto:service@motionmarketinginc.com)

# Motion Marketing

## PS100

### Electronic Postal Scale

With fold-up platform for weighing large flats or mailing tubes

Max. 10 lbs d=0.1oz



The PS100 is a quality electronic digital scale with many features and functions. Please read this manual carefully to enjoy this product.

## Operating Instructions

### SCALE SPECIFICATIONS

Range	: 0 ~ 10lbs Mechanical overload protection
Tare	: Unlimited to the total capacity of the scale
Accuracy	: $\pm 0.1\%$ of reading $\pm 1$ digit
Calibration	: Four points of Automatic Calibration for greater accuracy
Resolution	: 0.1 oz
Minimum Weight	: 0.1 oz
Min. Add-on Wt.	: 0.1 oz
Power	: AC Adaptor: 9 V, 100mA (Supplied) Battery: 9 V Alkaline battery (Not supplied)
Warm-up time	: 1 minute or less
Display	: 7 segment LCD with 3 + 2 half digits
Auto Off	: Auto off after 5 minutes of non-use in battery operation
Temperature	: Good performance within 20 degrees to 110 degrees F
Case & Platform	: Fine textured ABS plastic
Load Cell Technology	: Four optimized single strain gages with temperature compensation
Load Cell Body	: High Tensile Strength Aluminum Alloy

### Unpacking and assembling the scale

Unpack the scale and remove the pieces of shock protector inserted between the platform and the scale.




### Using the scale with a battery

Remove the battery compartment cover underneath the scale. Insert a 9V alkaline battery and connect to the battery snap. Replace the battery compartment cover.

### Using the scale with the power adapter





Connect the supplied power adapter to the input socket at the rear of the scale and plug it into the power supply. It is advisable to remove the battery when using the power adapter.

### Scale startup

Press the  key.  will appear briefly in the LCD window as the scale performs a self-check/zeroing routine, after which  will appear in the LCD window. Wait 60 seconds for the scale to warm up. Your scale is now ready to weigh.

### What is the function of TARE Key?

You can tare (set to zero) any article used as a container for small items in the following way.

If the scale is switched off, press the  key and wait for  to display. Place the container onto the platform, and then press the  key. The display will show . Place the item to be weighed into the container, on the platform. The scale will now show the weight of the item, excluding the weight of the container.

### Be sure that the scale is operated on a flat surface

In order to operate correctly, the scale must be installed on a firm, flat surface. It is advisable to turn the scale on 1 to 2 minutes prior to use.

### Error Messages



The weight capacity of the scale has been exceeded.



When the battery voltage is less than 7V, LO appears in the LCD at the scale's startup - replace battery or use AC adapter. Make sure to remove exhausted battery as old batteries leak.

### Limited Warranty

This Postal scale is warranted to be free of defects in parts and workmanship for a period of one year from the time of purchase by the original owner. Many problems can be solved by yourself when you read the detailed instructions on our website. If this product is found to be defective, Motion Marketing will repair or replace defective parts at no charge, subject to the following conditions:

- 1.) Owner must request a return authorization from Motion Marketing - please fill up the webform located at [www.motionmarketing.com](http://www.motionmarketing.com)
- 2.) Owner must include verification of the date of purchase when requesting Limited Warranty Service. (Copy of Dated Sales Receipt Required)

[www.motionmarketing.com](http://www.motionmarketing.com)

[email: service@ motionmarketing.com](mailto:service@motionmarketing.com)

Phone Number: 913-631-4402

## Free Manuals Download Website

<http://myh66.com>

<http://usermanuals.us>

<http://www.somanuals.com>

<http://www.4manuals.cc>

<http://www.manual-lib.com>

<http://www.404manual.com>

<http://www.luxmanual.com>

<http://aubethermostatmanual.com>

Golf course search by state

<http://golfingnear.com>

Email search by domain

<http://emailbydomain.com>

Auto manuals search

<http://auto.somanuals.com>

TV manuals search

<http://tv.somanuals.com>