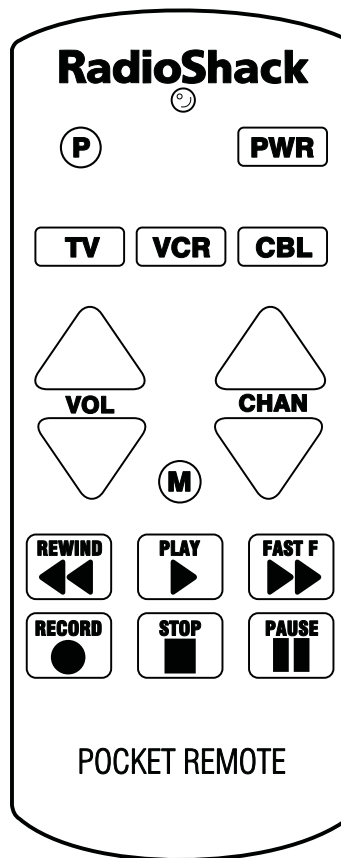


Cat. No. 15-1915B
OWNER'S MANUAL

Pocket Remote Control

Please read before using this equipment.



RadioShack[®]

INTRODUCTION

Your RadioShack Pocket Remote Control can replace up to three standard infrared remote controls.

Unlike some universal remote controls, the Pocket Remote is preprogrammed and does not have to learn its commands from the original remote controls. All you have to do is tell the Pocket Remote which remote controls you want it to replace (by entering 4-digit codes), and the Pocket Remote does the rest. It's as simple as A-B-C.

This manual includes a list of 4-digit manufacturers' codes for TVs, VCRs, and cable converters. After you've entered the 4-digit manufacturers' codes for your original remotes, the Pocket Remote is automatically ready to operate most of the same functions as the original remotes.

Your Pocket Remote's features include:

Replaces Other Remotes — lets you replace up to three remote controls with one easy-to-use remote control.

Powerful Infrared Beam — in many cases, lets you operate your remote-controlled devices from a greater distance than with the original remote controls.

Convenient Keypad Design — places each control key in the best position for easy operation.

Handy Reference Label — provides a convenient place for you to write down the manufacturers' codes for your devices.

Toll Free Support — you can get expert help for your Pocket Remote by calling 1-800-950-7557.

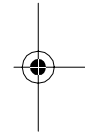
© 1997 Tandy Corporation.
All Rights Reserved.

RadioShack is a registered trademark used by
Tandy Corporation.
X-10 is a registered trademark of X-10 (USA) Inc.

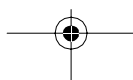
Need help? Call 1-800-950-7557



Note: You need two AAA batteries (not supplied) to operate your Pocket Remote Control.



Need help? Call 1-800-950-7557



CONTENTS

How the Remote Works	5
Setting Up the Remote	6
Installing Batteries	6
Setting Up Your Device Codes	7
Operation	9
Punch-Through	9
Manufacturers' Codes	11
Cable Converters	11
Televisions	14
TV/VCR Combinations	21
VCRs	22
If You Have Problems	31
Scanning the Codes	31
Checking the Current Codes	31
Troubleshooting	33
Care and Maintenance	34
Specifications	35

Need help? Call 1-800-950-7557

HOW THE REMOTE WORKS

After you set up the Pocket Remote, its command keys work like the keys on your original remote controls, though the labeling might differ slightly. For example, a key on your original remote control labeled PWR ON/OFF is equivalent to the Pocket Remote's **PWR** key.

Notes:

- Use **P** to set up the Pocket Remote. (See "Setting Up Your Device Codes" on Page 7.)
- **TV**, **VCR**, and **CBL** are device keys. You use them when you set up the Pocket Remote to replace your original remote controls. You also use the device keys during normal operation to tell the Pocket Remote which device you want to control.
- Whenever you use the Pocket Remote's **RECORD** key, you must press it twice. This safety feature helps prevent you from accidentally erasing video tapes.


Need help? Call 1-800-950-7557

SETTING UP THE REMOTE

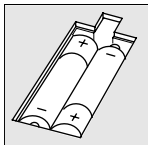
INSTALLING BATTERIES

Cautions:

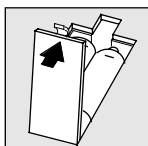
- Be sure to have fresh batteries ready to install before you remove the old batteries. The Pocket Remote's memory only lasts about a minute without the batteries. If the memory is lost, simply re-enter the 4-digit manufacturers' codes for your remote-controlled devices.
- Do not mix old and new batteries, different types of batteries (standard, alkaline, or rechargeable), or rechargeable batteries of different capacities.



1. Press the battery compartment cover's tab and lift off the cover.



2. Install two AAA alkaline batteries (RadioShack Cat. No. 23-555) as indicated by the polarity symbols (+ and -) in the battery compartment.



3. Replace the cover.

If the Pocket Remote's range decreases or the Pocket Remote operates erratically, replace its batteries.

Note: Do not place objects on top of the remote control after you install the batteries. This can press down keys and reduce battery life.

Need help? Call 1-800-950-7557

SETTING UP YOUR DEVICE CODES

1. Refer to "Manufacturers' Codes" on Page 11 and write down the codes for your original remote controls on the provided label.
2. Press the device key for the type of remote you are replacing (**TV**, **VCR**, or **CBL**). The red light blinks.
3. Hold down **P** until the red light blinks twice, then enter your 4-digit code.

Press	For Number
VOLs	1
VOLt	2
CHANs	3
CHANt	4

For example, to replace a Panasonic TV's remote control (manufacturer code 1433), press **TV**, hold **P** for two blinks, release, then enter the 4-digit code.

VOLs CHANt CHANs CHANs

The red light blinks twice.

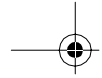
4. Point the Pocket Remote at your device and press **PWR**. The device should turn on (or off, if it was on).

Repeat Steps 2–4 for additional devices.

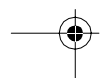
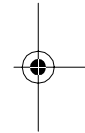
Notes:

- The red light at the top of the Pocket Remote blinks twice when you enter a code that it recognizes. (This does not mean that it is the right code for your device.)

Need help? Call 1-800-950-7557



-
- If the remote does not operate your device, try other codes listed in “Manufacturers’ Codes” on Page 11 for your brand of TV, VCR, or cable box. If your device still does not respond, follow the steps outlined in “If You Have Problems” on Page 31.
 - The punch-through feature is automatically turned on for the TV’s volume and mute controls. This means that when you select **CBL** or **VCR** and press one of the volume buttons or **M**, the remote sends the codes to the television, not the cable converter. If you want to use your cable converter’s **VOLUME** and **MUTE** controls, disable the punch-through feature for these buttons. See “Punch Through” on Page 9.



OPERATION

1. Press the device key for the device you want to control.
2. Point the Pocket Remote at the device and press **PWR** to turn it on.
3. Point the Pocket Remote at the device and press the desired command keys.

The command keys on the Pocket Remote work the same as the keys on the device's original remote control; however, the labeling might differ slightly.

4. Repeat Steps 1–3 for other devices.
5. To turn off the last device you selected, press **PWR**. To turn off other devices, press the device key for the device you want to turn off, then press **PWR**.

PUNCH-THROUGH

The punch-through feature lets you control two different devices without pressing the device keys for each one first. Here's how it works.

No device uses all of the Pocket Remote's keys. For example, a TV is often the only device that uses the **VOL** keys, and a VCR is usually the only device that uses keys such as **REWIND**, **FAST F**, and so on.

When you press **TV** then press **VCR**, any keys not used by the VCR can still control the TV.

Need help? Call 1-800-950-7557



If your cable box or VCR has a volume control, you can turn off the punch-through feature so you can use the cable box's or VCR's volume control to control the sound. Hold down **P** until the red light blinks twice, then enter **4 4 2**.

P CHANt CHANt VOLt

If you want to control the volume through your cable box, press **CBL** before using the volume control. If you want to control the volume through your VCR, press **VCR** before using the volume control.

To turn the punch-through feature back on, hold down **P** until the red light blinks twice, enter **4 4 2**, then press **TV**.

The punch-through feature does not work if the last two devices you select have the same (or similar) features. For example, most TVs and VCRs have CHANNEL keys on their remote controls. In this case, you would have to press the desired device key before you use the Pocket Remote's **CHAN t** or **s** keys.

Need help? Call 1-800-950-7557

MANUFACTURERS' CODES

This table shows which 4-digit codes to enter to set up the Pocket Remote for your remote controlled devices.

Notes:

- The Pocket Remote might not have every command that your original remote controls have.
- Use the label included with the Pocket Remote to record the manufacturers' codes for your remote-controlled devices.

Manufacturer	Code(s)	RadioShack Cat. No.
CABLE CONVERTERS		
ABC	1112, 1114, 1122, 1123, 1131, 1133, 1134, 1142	
American	1233	
Antronix	1212, 1312	
Arbatron	1114, 1322, 1131, 1134	
Archer	1212	15-1285
	1312	15-1285A
	1244	15-1287
Belcor	1232	
Cable Star	1232	
Cabletenna	1212	
Cableview	1212	
Century	1244	
Citizen	1244	
Colour Voice	1221, 1222	
Comtronics Eagle	1224, 1233	
Contec	1143	
Dae Ryung	1123	
Eagle	1123	
Eastern	1113	

Need help? Call 1-800-950-7557

Manufacturer	Code(s)	RadioShack Cat. No.
CABLE CONVERTERS <i>(Continued)</i>		
Emerson	1244	
Everquest	1141	
Garrard	1244	
GC Electronics	1232, 1312	
GE	1211	
Gemini	1141, 1241	
General Instruments	1114, 1131, 1134, 1322	
Goldstar	1224, 1243	
Hamlin	1124, 1144, 1223, 1314, 1321	
Hitachi	1131	
Hytex	1122	
Jasco	1244	
Jerrold	1114, 1131, 1132, 1134, 1141, 1214, 1322	
Memorex	1111	
Movie Time	1234, 1311	
NSC	1234, 1241, 1311	
Oak	1122, 1143	
Omega	1141	
Optimus	1211	16-548
	1211	16-631
Panasonic	1111, 1211, 1242	
Paragon	1111	
Philips	1221, 1222, 1244	
Pioneer	1213, 1243, 1332	
Prism	1132, 1133	
Pulsar	1111	
Quest	1144, 1243	
RCA	1211	
Realistic	1312	16-1283

Need help? Call 1-800-950-7557

Manufacturer	Code(s)	RadioShack Cat. No.
CABLE CONVERTERS (Continued)		
Regal	1144, 1314, 1321	
Regency	1113	
Rembrandt	1131, 1241	
Runco	1111	
Samsung	1224, 1243	
Scientific Atlanta	1121, 1123, 1142, 1323	
Seam	1324	
Sigma	1143	
Signal	1141, 1224	
Signature	1131	
SL Marx	1224	
Sprucer	1211	
Starcom	1114, 1141	
Stargate	1141, 1224	
Starquest	1141	
Sylvania	1112	
Tandy	1313	
Teleview	1224	
Texscan	1112	
Tocom	1132, 1133	
Toshiba	1111	
Tusa	1141	
TV86	1234	
Unika	1212, 1244, 1312	
United Artists	1122	
United Cable	1114	
Universal	1212, 1232, 1244, 1312	
U.S. Electronics	1114, 1123, 1142, 1322, 1323	
Viewstar	1233, 1234, 1313	
Videoway	1111	

Need help? Call 1-800-950-7557

Manufacturer	Code(s)	RadioShack Cat. No.
Zenith	1111, 1231, 1331	
TELEVISIONS		
A-Mark	1112	
Abex	1143	
Accuscan	1213	
Admiral	1244, 1334	
Adventura	1212	
Aiko	1243	
Akai	1142, 1231	
Alleron	1412, 1421	
Ambassador	1344	
Americana	1232, 1322	
Anam	1233, 1413	
Anam National	1224	
AOC	1112, 1123, 1142, 1221, 1422	
Audiovox	1112, 1413	
Bay Crest	1123, 1334	
Belcor	1123	
Beaumarck	1121	
Bell & Howell	1114, 1244, 1324	
Bradford	1413	
Brockwood	1123	
Broksonic	1112, 1432, 2112	
Candle	1142, 1212, 1231, 1423	
Capehart	1221	
Carver	1223	
CCE	1431	
Celebrity	1111	
Citizen	1142, 1211, 1212, 1231, 1232, 1243, 1423, 1441	
Clairtone	1422	

Need help? Call 1-800-950-7557

Manufacturer	Code(s)	RadioShack Cat. No.
TELEVISIONS (Continued)		
Concerto	1231	
Conic	1143	
Contec	1332, 1413, 1422	
Craig	1413	
Crosley	1223	
Crown	1211, 1413	
Curtis Mathes	1142, 1211, 1232, 1342, 1444	
CXC	1413	
Daewoo	1123, 1211, 1243, 2111	
Daytron	1123, 1231	
Dumont	1121, 1123	
Electroband	1111, 1422	
Electrohome	1322, 1443	
Emerson	1123, 1144, 1211, 1324, 1332, 1344, 1411, 1412, 1413, 1414, 1422, 1432, 1441, 1442, 2112	
Encor	1143	
Envision	1142	
Fisher	1324, 1333	
Fujitsu	1412	
Funai	1342, 1412, 1413	
Futuretech	1413	
GE	1131, 1133, 1141, 1213, 1214, 1224, 1312, 1343, 1411, 1442, 2111	
Gibraltar	1121, 1123, 1142	
Goldstar	1123, 1142, 1143, 1231, 1411	
Granada	1313, 1323	
Grundy	1412, 1413	
Grunpy	1412, 1413	

Need help? Call 1-800-950-7557

Manufacturer	Code(s)	RadioShack Cat. No.
TELEVISIONS (Continued)		
Hallmark	1411	
Harley Davidson	1111, 1232	
Harman/Kardon	1234	
Harvard	1233, 1413	
Hitachi	1143, 1144, 1231, 1313, 1323	
Ima	1413	
Infinity	1223	
Janeil	1212	
JBL	1223	
JCB	1111	
JVC	1222, 1414	
Kamp	1123, 1142, 1332	
Kawasho	1332	
Kaypani	1221	
Kenwood	1123, 1142	
KLH	1233, 1413	
Kloss Novabeam	1132, 1234	
Kloss	1132, 1212, 1234	
KMC	1143	
KTV	1142, 1211, 1413, 1421, 1422, 1431, 1441	
Lloyds	1412, 1413, 1432	
Logik	1114	
Luxman	1231	
LXI	1213, 1223, 1324, 1331, 1411	
Magnasonic	1223, 1244, 1331, 1412	
Magnavox	1142, 1223, 1311, 1423, 1424	
Majestic	1114	
Marantz	1142, 1223	

Need help? Call 1-800-950-7557

Manufacturer	Code(s)	RadioShack Cat. No.
TELEVISIONS (Continued)		
Matsui	1431	
Megatron	1112, 1313, 1411	
MEI	1422	
Memorex	1142	16-254
	1123	16-263
	1411	16-280
MGA	1142, 1322, 1411	
Midland	1121, 1211, 1213, 1214, 1312, 1143	
Minutz	1131, 1133	
Mitsubishi	1123, 1322, 1411	
Motorola	1224, 1244	
MTC	1123, 1142, 1231, 1232, 1422	
Memorex	1142	16-254
	1411	16-280
Multitech	1413, 1431	
NAD	1331, 1341, 1411	
NEC	1123, 1142, 1231	
Nikko	1243, 1411	
NTC	1243	
Okron	1123	
Onwa	1413	
Optimus	1324	13-1283
	1433	16-422
	1433	16-548
	1433	16-631
	1341	31-3031
	1341	31-3033
	1341	31-3038
Optonica	1244, 1334	
Orion	1432, 2112	
Oritron	1112, 1413	

Need help? Call 1-800-950-7557

Manufacturer	Code(s)	RadioShack Cat. No.
TELEVISIONS (Continued)		
Panasonic	1214, 1223, 1224, 1433	
PCE	1232, 1331	
Penney	1112, 1122, 1123, 1131, 1133, 1142, 1143, 1211, 1213, 1214, 1232, 1312, 1321, 1331, 1412	
Performance	1111	
Philco	1123, 1142, 1223, 1311	
Philips	1223, 1311	
Pilot	1123, 1142, 1211	
Pioneer	1144, 1341	
Portland	1123, 1211, 1243	
Priceclub	1232	
Prism	1214	
Proscan	1213	
Proton	1112, 1221, 1411	
Pulsar	1121	
Pulser	1123	
Quasar	1214, 1224, 1433	
RadioShack	1143	16-230
	1334	16-232
	1334	16-233
	1211	16-234
	1334	16-236
	1413	16-246A
	1334	16-250
	1334	16-251
	1413	16-252
	1413	16-253
	1142	16-255
	1142, 1411	16-256

Need help? Call 1-800-950-7557

Manufacturer	Code(s)	RadioShack Cat. No.
TELEVISIONS (Continued)		
RadioShack	1334	16-260
	1413	16-262
	1142	16-265
	1142, 1411	16-268
	1331	16-288
	1411	16-289
	1413	16-292
RCA	1122, 1123, 1141, 1213, 1242, 1244, 1312, 1343, 1434	
Realistic	1143	16-230
	1334	16-232
	1334	16-233
	1211	16-234
	1334	16-235
	1334	16-235A
	1334	16-236
	1334	16-251
	1413	16-252
	1413	16-253
	1413	16-262
	1324	16-299
Rhapsody	1421, 1422	
Runco	1121, 1142	
Sampo	1143, 1211, 1221	
Samsung	1123, 1142, 1143, 1231, 1232, 1411	
Samsux	1211	
Sansui	1142, 1232, 1334	
Sanyo	1314, 1324, 1333	
Scimitsu	1123	
Scotch	1411	

Need help? Call **1-800-950-7557**

Manufacturer	Code(s)	RadioShack Cat. No.
TELEVISIONS (Continued)		
Scott	1123, 1411, 1413, 1432	
Sears	1213, 1223, 1231, 1314, 1321, 1324, 1331, 1333, 1342, 1411, 1412	
Sharp	1211, 1244, 1334	
Shogun	1123	
Signature 2000	1114, 1244	
Simpson	1423, 1424	
Sony	1111, 1113, 1241	
Soundesign	1411, 1412, 1413, 1423	
Spectricon	1112	
Squareview	1342	
SSS	1123, 1413	
Starlite	1413	
Supre-Macy	1212	
Supreme	1111	
Sylvania	1223, 1311, 1142	
Symphonic	1342	
Tatung	1112, 1224	
Technics	1214, 1433	
Technol Ace	1412	
Techwood	1112, 1214, 1231	
Teknika	1114, 1123, 1211, 1223, 1231, 1232, 1243, 1322, 1412, 1413, 1423	
Thomas	1231, 1411	
TMK	1231, 1344, 1411	
Toshiba	1232, 1321, 1331	
Tosonic	1422	
Totevision	1211	
Truetone	1214, 1224, 1433	

Need help? Call 1-800-950-7557

Manufacturer	Code(s)	RadioShack Cat. No.
TELEVISIONS (Continued)		
Universal	1131, 1133	
Vector Research	1142	
Victor	1222	
Vidikron	1223	
Vidtech	1123, 1411	
Viking	1212	
Wards	1114, 1123, 1124, 1131, 1133, 1134, 1141, 1142, 1223, 1231, 1241, 1311, 1334, 1343, 1411, 1412	
Wellton	1123, 1411	
Yamaha	1123, 1142	
York	1142	
Zenith	1114, 1121, 1243	
Zonda	1112	
TV/VCR COMBINATIONS		
<i>Note: These codes are accessed through the VCR device key. You might also need to use a TV code to control volume.</i>		
Daewoo	1114, 1144, 1413	
Emerson	1111, 1112, 1131, 1143, 1224, 1234, 1244, 1314, 1331, 1333, 1334, 1341, 1342, 1413, 1421, 1422, 1424	
Funai	1111, 1423	
Goldstar	1131, 1132	
Harley-Davidson	1111	
Hitachi	1111, 1141, 1142, 1312, 1323	
Magnavox	1124, 1133, 1243, 1321	
Magnin	1411	
Memorex	1111	16-410
	1111	16-411

Need help? Call 1-800-950-7557

Manufacturer	Code(s)	RadioShack Cat. No.
TV/VCR COMBINATIONS <i>(Continued)</i>		
Memorex	1131	16-412
	1411 (TV:1232)	
MGN	1411	
Optimus	1111, 1423	16-420
	1322 (TV: 1433)	16-421
	1322 (TV: 1433)	16-422
Orion	1331, 1413, 1422	
Panasonic	1242, 1244, 1322, 1343	
Quasar	1124, 1242, 1322	
RadioShack	1131	16-415
	1111, 1423	16-417
RCA	1142, 1213, 1223, 1242, 1312, 1313, 1321, 1332	
Samsung	1144, 1214, 1411	
Shintom	1241	
Symphonic	1111, 1423	
Totevision	1131, 1411	
Zenith	1121, 1122, 1123, 1133	
VCRs		
Adventura	1111	
Aiko	1413	
Aiwa	1111	
Akai	1141, 1214, 1224, 1313	
American High	1124	
Asha	1411	
Audiovox	1131	
Avis	1111, 1241	
Beaumarck	1411	
Bell & Howell	1311	

Need help? Call 1-800-950-7557

Manufacturer	Code(s)	RadioShack Cat. No.
VCRs (Continued)		
Broksonic	1314, 1331, 1341, 1413, 1422, 1424	
Calix	1131	
Canon	1124	
Calin	1131, 1132	
Candle	1131, 1413	
Capehart	1114	
Carver	1243	
CCE	1241, 1413	
Citizen	1131, 1413	
Colt	1241	
Colortime	1124, 1223, 1413	
Craig	1131, 1212, 1241, 1411, 1412	
Crosley	1124, 1243	
Curtis Mathes	1124, 1141, 1223, 1332	
Cybernex	1411	
Daewoo	1114, 1144, 1413	
Daytron	1114	
Dynatech	1111	
Electrohome	1131	
Electroponic	1131	
Emerex	1121, 1122, 1123	
Emerson	1111, 1112, 1131, 1143, 1224, 1234, 1244, 1314, 1331, 1333, 1334, 1341, 1342, 1413, 1421, 1422, 1424	
Fisher	1212, 1221, 1232, 1311	
Fuji	1122, 1124	
Funai	1111, 1423	
GAB	1241	
Garrard	1111, 1423	

Need help? Call 1-800-950-7557

Manufacturer	Code(s)	RadioShack Cat. No.
VCRs (Continued)		
GE	1124, 1223, 1332	
Go Video	1344, 1411, 1414	
Goldstar	1131, 1132	
Gradiente	1111	
Harley Davidson	1111	
Harman/Kardon	1132	
Harvard	1241	
Harwood	1234, 1241	
Headquarter	1211	
Hi-Q	1212	
Hi Point	1314, 1331, 1342	
Hitachi	1111, 1141, 1142, 1312, 1323	
Jensen	1141, 1233	
JVC	1113, 1141, 1233	
KEC	1131, 1413	
Kenwood	1113, 1132, 1141, 1233	
KLH	1241	
Kodak	1124, 1131	
Lloyd	1111, 1333	
Logik	1241	
LXI	1111, 1131	
Magnasonic	1131, 1411, 1413	
Magnavox	1124, 1133, 1243, 1321	
Magnin	1411	
Marantz	1124, 1243	
Marta	1131	
Matsushita	1124, 1322	
MEI	1124	
Memorex	1111	16-406
	1111	16-410

Need help? Call 1-800-950-7557

Manufacturer	Code(s)	RadioShack Cat. No.
VCRs (Continued)		
Memorex	1111	16-411
	1131	16-412
	1131	16-414
	1111	16-517
	1311	16-523
	1131	16-524
	1311	16-525
	1311	16-526
	1211, 1311	16-529
	1211, 1311	16-530
	1213	16-531
	1411	16-533
	1131	16-534
	1311	16-536
	1213	16-618
	1311	16-619
	1311	16-620
	1211	16-621
	1213	16-622
	1311	16-623
1411	16-655	
1124	16-705	
MGA	1143, 1224	
MGN Technology	1411	
Minolta	1142, 1312	
Mitsubishi	1113, 1143, 1224, 1233, 1324	
Motorola	1124, 1213	
Movie Walker	1241	
MTC	1111, 1411	
Multitech	1111, 1241	
NAD	1222	

Need help? Call 1-800-950-7557

Manufacturer	Code(s)	RadioShack Cat. No.
VCRs (Continued)		
NEC	1113, 1132, 1134, 1141, 1233, 1311	
Nikko	1131	
Noblex	1411	
Olympus	1124	
Optimus	1311	13-1283
	1131	16-413
	1131	16-419
	1322	16-421
	1322	16-422
	1131	16-534
	1131	16-535
	1311	16-536
	1311	16-537
	1213	16-538
	1213	16-539
	1213	16-540
	1411	16-541
	1213	16-542
	1213	16-543
	1213	16-544
	1213	16-546
	1322	16-547
	1322	16-548
	1211	16-600
	1211	16-601
	1311	16-617
1131	16-624	
1311	16-625	
1213	16-627	
1213	16-628	
1322	16-630	

Need help? Call 1-800-950-7557

Manufacturer	Code(s)	RadioShack Cat. No.
VCRs (Continued)		
Optimus	1322	16-631
	1222	31-3023
	1222	31-3029
	1222	31-3030
	1222	31-3031
	1222	31-3032
	1222	31-3033
	1222	31-3037
	1222	31-3038
Optonica	1231	
Orion	1331, 1413, 1422	
Panasonic	1124, 1242, 1322, 1343,	
Penney	1124, 1131, 1132, 1134, 1142, 1221, 1323, 1411	
Pentax	1142, 1312	
Philco	1124	
Philips	1124, 1243	
Pilot	1111, 1131	
Pioneer	1113, 1222, 1233	
Portland	1114	
Protec	1241	
Pulsar	1133	
Quarter	1211	
Quartz	1211	
Quasar	1124, 1242, 1322	
RadioShack	1131	16-415
	1111, 1423	16-417
Radix	1131	
Randex	1131	
RCA	1142, 1213, 1223, 1242, 1312, 1313, 1321, 1332	

Need help? Call 1-800-950-7557

Manufacturer	Code(s)	RadioShack Cat. No.
VCRs (Continued)		
Realistic	1111	16-404
	1131	16-408
	1124	16-472
	1111	16-505
	1212	16-506
	1131	16-507
	1111	16-508
	1111	16-510
	1212	16-511
	1212	16-512
	1212	16-513
	1411	16-514
	1212	16-515
	1212	16-516
	1212	16-518
	1111	16-519
	1344	16-520
	1311	16-521
	1111	16-522
	1213	16-546
	1322	16-547
	1322	16-548
	1311	16-563
	1211	16-600
	1211	16-601
	1231	16-610
	1213	16-611
	1213	16-612
	1212	16-613
	1212	16-614
1212	16-615	
1213	16-616	

Need help? Call 1-800-950-7557

Manufacturer	Code(s)	RadioShack Cat. No.
VCRs (Continued)		
Realistic	1311	16-617
	1124	16-651
	1212	16-652
	1213	16-653
	1231	16-700
	1213	16-701
	1213	16-702
	1111	16-703
	1111	16-704
Ricoh	1121, 1122, 1123	
Runco	1133	
Samsung	1144, 1214, 1411	
Sanky	1133, 1213	
Sansui	1113, 1141, 1233	
Sanyo	1211, 1212, 1311, 1341	
Scott	1143, 1144, 1314, 1331, 1341, 1342	
Sears	1111, 1131, 1124, 1142, 1211, 1212, 1221, 1232, 1311, 1312	
Sharp	1213, 1231	
Shintom	1241	
Shogun	1411	
Singer	1241	
Signature	1124, 1131	
Sony	1121, 1122, 1123, 1124	
Soundesign	1111	
STS	1142, 1312	
Sylvania	1124, 1143, 1243	
Symphonic	1111, 1423	
Tatung	1141	

Need help? Call 1-800-950-7557

Manufacturer	Code(s)	RadioShack Cat. No.
VCRs (Continued)		
TEAC	1111, 1141	
Technics	1124, 1322	
Teknika	1111, 1124, 1131	
TMK	1333, 1411	
Toshiba	1143, 1144, 1232, 1342	
Totevision	1131, 1411	
Unitech	1411	
Vector	1144	
Vector Research	1132, 1134	
Victor	1141, 1233	
Video Concepts	1134, 1144, 1224	
Videosonic	1411	
Wards	1111, 1124, 1142, 1212, 1213, 1223, 1231, 1241, 1312, 1321, 1332, 1342, 1411	
XR 1000	1111, 1124, 1241	
Yamaha	1132	
Zenith	1121, 1122, 1123, 1133	

Need help? Call 1-800-950-7557

IF YOU HAVE PROBLEMS

SCANNING THE CODES

If the Pocket Remote does not control your remote-controlled devices when you first set it up, you probably haven't entered the correct 4-digit codes for your devices.

You can try all the codes for the brand of your device, or you can follow these steps to search the Pocket Remote's entire library.

1. Manually turn on the device you are trying to set up.
2. Aim the Pocket Remote at the device.
3. Press the device key, then hold down **P** until the red light blinks twice. Then press the **CHANT** key three times. The red light blinks twice again.
4. Repeatedly press **PWR** then the device key for the type of device (**TV**, **VCR**, or **CBL**) until the device responds.

Each time you press the device key, the Pocket Remote advances to the next manufacturer's code in the list.

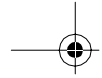
5. When the device responds, press **P** to lock in the manufacturer's code. If necessary, repeat these steps for each device key.

CHECKING THE CURRENT CODES

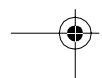
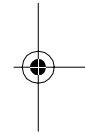
To determine which 4-digit code the Pocket Remote is set to for a particular device:

1. Press the appropriate device key, then hold down **P** until the red light blinks twice.
2. Press the key equivalents to enter **4 4 3**. The red light blinks twice again.

Need help? Call 1-800-950-7557



3. Press **1**. Count the number of times the red light blinks. This is the first digit of the 4-digit code.
4. Press **2** to see the second digit, **3** to see the third digit, and **4** to see the fourth digit.



TROUBLESHOOTING

If the Pocket Remote stops working after you successfully test the control of each device, or if you are unable to get the Pocket Remote to work at all:

- Be sure you press the device key for the device you want to control.
- Check and replace the batteries, if necessary.
- Confirm that your remote-controlled devices are working properly using their manual controls or the original remotes.
- If some buttons do not work for your device, you might be able to scan to a better device code.

If you are still unable to determine the problem, call our nationwide Universal Remote Control Hotline at **1-800-950-7557**.

Need help? Call 1-800-950-7557

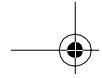
CARE AND MAINTENANCE

Your RadioShack Pocket Remote Control is an example of superior design and craftsmanship. The following suggestions will help you care for your remote control so you can enjoy it for years.

- Keep the remote control dry. If it gets wet, wipe it dry immediately. Liquids might contain minerals that can corrode the electronic circuits.
- Use and store the remote control only in normal temperature environments. Temperature extremes can shorten the life of electronic devices, damage batteries, and distort or melt plastic parts.
- Keep the remote control away from dust and dirt, which can cause premature wear of parts.
- Handle the remote control gently and carefully. Dropping it can damage circuit boards and cases and can cause the remote control to work improperly.
- Use only fresh batteries of the required size and type. Batteries can leak chemicals that damage your remote control's electronic parts.
- Wipe the remote control with a damp cloth occasionally to keep it looking new. Do not use harsh chemicals, cleaning solvents, or strong detergents to clean the remote control.

Modifying or tampering with the remote control's internal components can cause a malfunction and might invalidate your remote control's warranty. If your remote control is not performing as it should, take it to your local RadioShack store for assistance.

Need help? Call 1-800-950-7557



SPECIFICATIONS

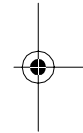
Power Two AAA Alkaline Batteries

IR Control Range 25 Feet (7.5 m) ±30%

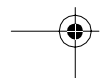
Size 1¹/₈ × 1¹³/₁₆ × 5¹/₁₆ inches (HWD)

Weight (Without Batteries) 7.9 oz

Specifications are typical; individual units might vary.
Specifications are subject to change and improvement
without notice.



Need help? Call 1-800-950-7557



Limited Ninety-Day Warranty

This product is warranted by RadioShack against manufacturing defects in material and workmanship under normal use for ninety (90) days from the date of purchase from RadioShack company-owned stores and authorized RadioShack franchisees and dealers. EXCEPT AS PROVIDED HEREIN, RadioShack MAKES NO EXPRESS WARRANTIES AND ANY IMPLIED WARRANTIES, INCLUDING THOSE OF MERCHANTABILITY AND FITNESS FOR A PARTICULAR PURPOSE, ARE LIMITED IN DURATION TO THE DURATION OF THE WRITTEN LIMITED WARRANTIES CONTAINED HEREIN. EXCEPT AS PROVIDED HEREIN, RadioShack SHALL HAVE NO LIABILITY OR RESPONSIBILITY TO CUSTOMER OR ANY OTHER PERSON OR ENTITY WITH RESPECT TO ANY LIABILITY, LOSS OR DAMAGE CAUSED DIRECTLY OR INDIRECTLY BY USE OR PERFORMANCE OF THE PRODUCT OR ARISING OUT OF ANY BREACH OF THIS WARRANTY, INCLUDING, BUT NOT LIMITED TO, ANY DAMAGES RESULTING FROM INCONVENIENCE, LOSS OF TIME, DATA, PROPERTY, REVENUE, OR PROFIT OR ANY INDIRECT, SPECIAL, INCIDENTAL, OR CONSEQUENTIAL DAMAGES, EVEN IF RadioShack HAS BEEN ADVISED OF THE POSSIBILITY OF SUCH DAMAGES.

Some states do not allow the limitations on how long an implied warranty lasts or the exclusion of incidental or consequential damages, so the above limitations or exclusions may not apply to you. In the event of a product defect during the warranty period, take the product and the RadioShack sales receipt as proof of purchase date to any RadioShack store. RadioShack will, at its option, unless otherwise provided by law: (a) correct the defect by product repair without charge for parts and labor; (b) replace the product with one of the same or similar design; or (c) refund the purchase price. All replaced parts and products, and products on which a refund is made, become the property of RadioShack. New or reconditioned parts and products may be used in the performance of warranty service. Repaired or replaced parts and products are warranted for the remainder of the original warranty period. You will be charged for repair or replacement of the product made after the expiration of the warranty period.

This warranty does not cover: (a) damage or failure caused by or attributable to acts of God, abuse, accident, misuse, improper or abnormal usage, failure to follow instructions, improper installation or maintenance, alteration, lightning or other incidence of excess voltage or current; (b) any repairs other than those provided by a RadioShack Authorized Service Facility; (c) consumables such as fuses or batteries; (d) cosmetic damage; (e) transportation, shipping or insurance costs; or (f) costs of product removal, installation, set-up service adjustment or reinstallation.

This warranty gives you specific legal rights, and you may also have other rights which vary from state to state.

RadioShack Customer Relations, Dept. W, 100 Throckmorton St., Suite 600, Fort Worth, TX 76102

We Service What We Sell

3/97

RadioShack
A Division of Tandy Corporation
Fort Worth, Texas 76102

8/97

Printed in Korea

Free Manuals Download Website

<http://myh66.com>

<http://usermanuals.us>

<http://www.somanuals.com>

<http://www.4manuals.cc>

<http://www.manual-lib.com>

<http://www.404manual.com>

<http://www.luxmanual.com>

<http://aubethermostatmanual.com>

Golf course search by state

<http://golfingnear.com>

Email search by domain

<http://emailbydomain.com>

Auto manuals search

<http://auto.somanuals.com>

TV manuals search

<http://tv.somanuals.com>