



Behold the Razer Tiamat 7.1, the world's first circumaural gaming headset with 10 individual drivers built-in to deliver the ultimate 7.1 Surround Sound experience. Dominate deathmatches when you can hear incoming enemy footsteps to prevent backstabs and pinpoint enemy locations through gunfire with absolute precision. No other surround sound headset has been engineered to produce such lifelike positional audio geared for the ultimate tactical advantage.

Total audio mastery in your hands. Set the volume, audio positioning and bass depth as you want via the audio control unit. Whether it's configured to blast a full frontal wall of sound or scaled down to simple stereo, get the right level of intensity for your gaming audio every time.

## MASTER GUIDE

### CONTENTS



1. Package Contents
2. System & Hardware Requirements
3. Key Features
4. Technical Specifications
5. Registering Your Razer Tiamat 7.1
6. Setting Up Your Razer Tiamat 7.1
7. Using Your Razer Tiamat 7.1
8. Safety and Maintenance
9. Legalese

### 1. PACKAGE CONTENTS





- Razer Tiamat 7.1 Surround Sound Analog Gaming Headset
- Audio Control Unit
- Speakers Connector
- Quick Start Guide
- Master Guide

## 2. SYSTEM & HARDWARE REQUIREMENTS

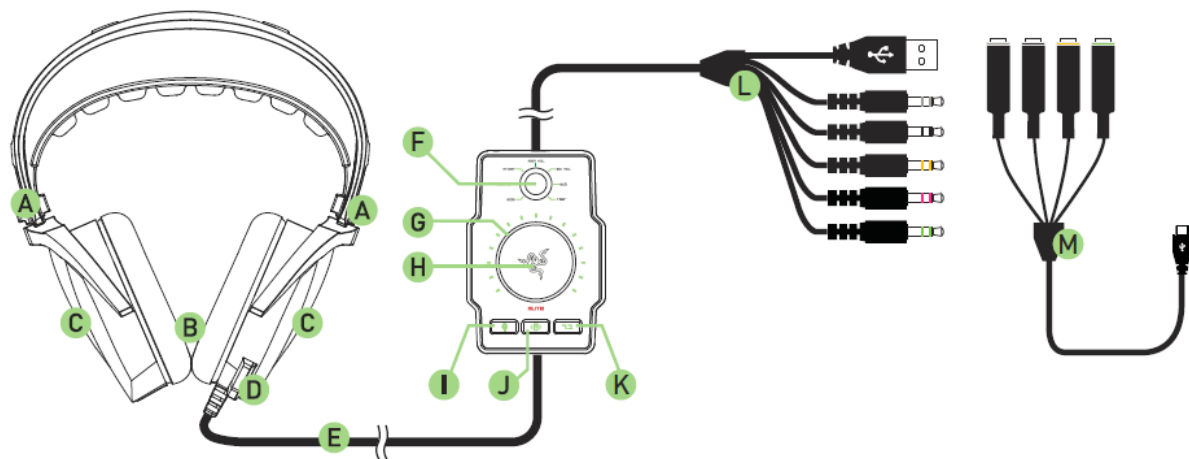
PC

- USB port
- Earphone-out 
- Microphone-in 

Required for 7.1 Surround Sound:

- Earphone-out /Front 
- Center/Subwoofer 
- Rear Surround 
- Side Surround 

## 3. KEY FEATURES



- A Adjustable Padded Headband
- B True 7.1 Surround Sound
- C Removable Earcup Cover
- D Retractable Microphone
- E Braided Fiber Sheath Cable
- F Sound Channel Selector
- G Volume Control
- H Audio Mute Button
- I Microphone Mute Button
- J Headphone / Speakers Toggle
- K 7.1 / 2.0 Channel Toggle

- L PC Connector
  - Earphone-out/Front
  - Microphone-in
  - Center/Subwoofer
  - Rear Surround
  - Side Surround
  - Gold-plated USB connector
- M Speakers Connector
  - Audio-out/Front
  - Center/Subwoofer
  - Rear Surround
  - Side Surround

## 4. TECHNICAL SPECIFICATIONS

### HEADPHONES

- Subwoofer:

Drivers : 2 x 40mm Neodymium Magnets  
with Titanium Coated Diaphragm

Frequency response : 20 - 20,000 Hz

Impedance : 16  $\Omega$

Sensitivity @ 1kHz : 116dB  $\pm$  3dB

- Center

Drivers : 2 x 30mm Neodymium Magnets

Frequency response : 20 - 20,000 Hz

Impedance : 32  $\Omega$

Sensitivity @ 1kHz : 123dB  $\pm$  3dB

- Side:

Drivers : 2 x 20mm Neodymium Magnets

Frequency response : 20 - 20,000 Hz

Impedance : 32 $\Omega$

Sensitivity @ 1kHz : 120dB  $\pm$  3dB

- Front:

Drivers : 2 x 30mm Neodymium Magnets

Frequency response : 20 - 20,000 Hz

Impedance : 32  $\Omega$

Sensitivity @ 1kHz : 123dB  $\pm$  3dB

- Rear:

Drivers : 2 x 20mm Neodymium Magnets

Frequency Response : 20 - 20,000 Hz

Impedance : 32  $\Omega$

Sensitivity @ 1kHz : 120dB  $\pm$  3dB

### MICROPHONE

- Frequency response: 50 – 16,000 Hz

- Sensitivity @ 1kHz: -36 dB  $\pm$  2dB

- Signal-to-noise ratio: 50 dB

- Pick-up pattern: Unidirectional

## 5. REGISTERING YOUR RAZER TIAMAT 7.1

Please visit [www.razerzone.com/registration/](http://www.razerzone.com/registration/) for online product registration.

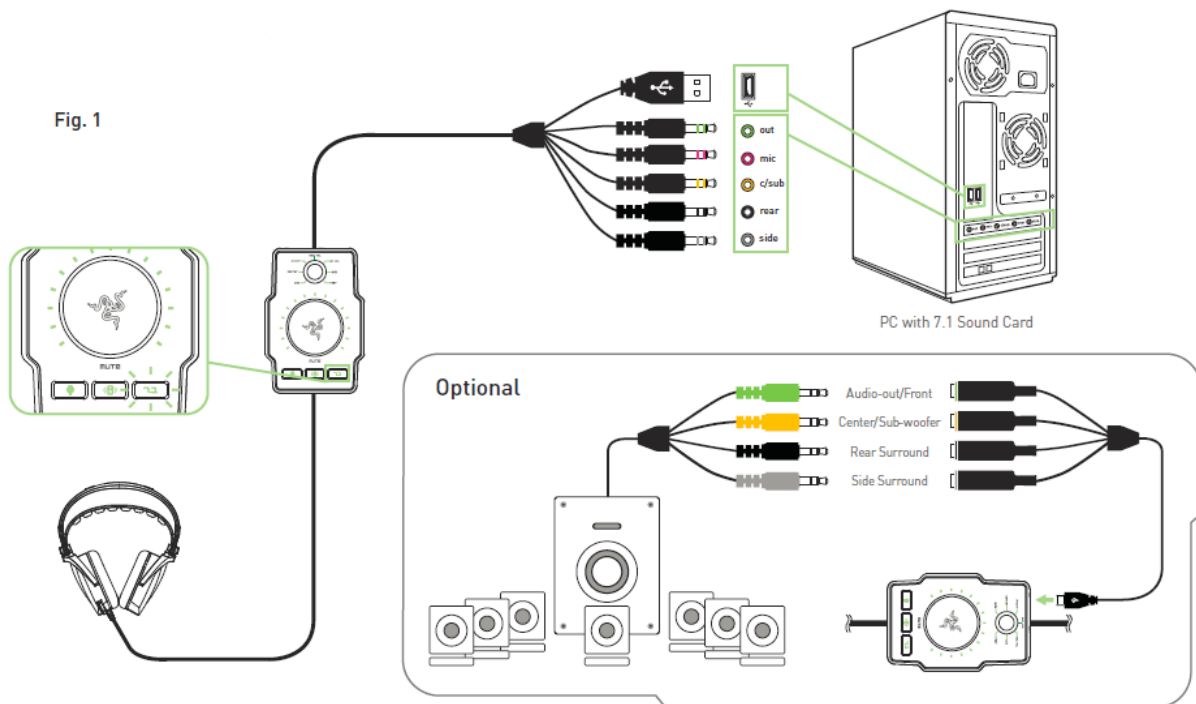
What you'll get:

- 1 year limited manufacturer's warranty.

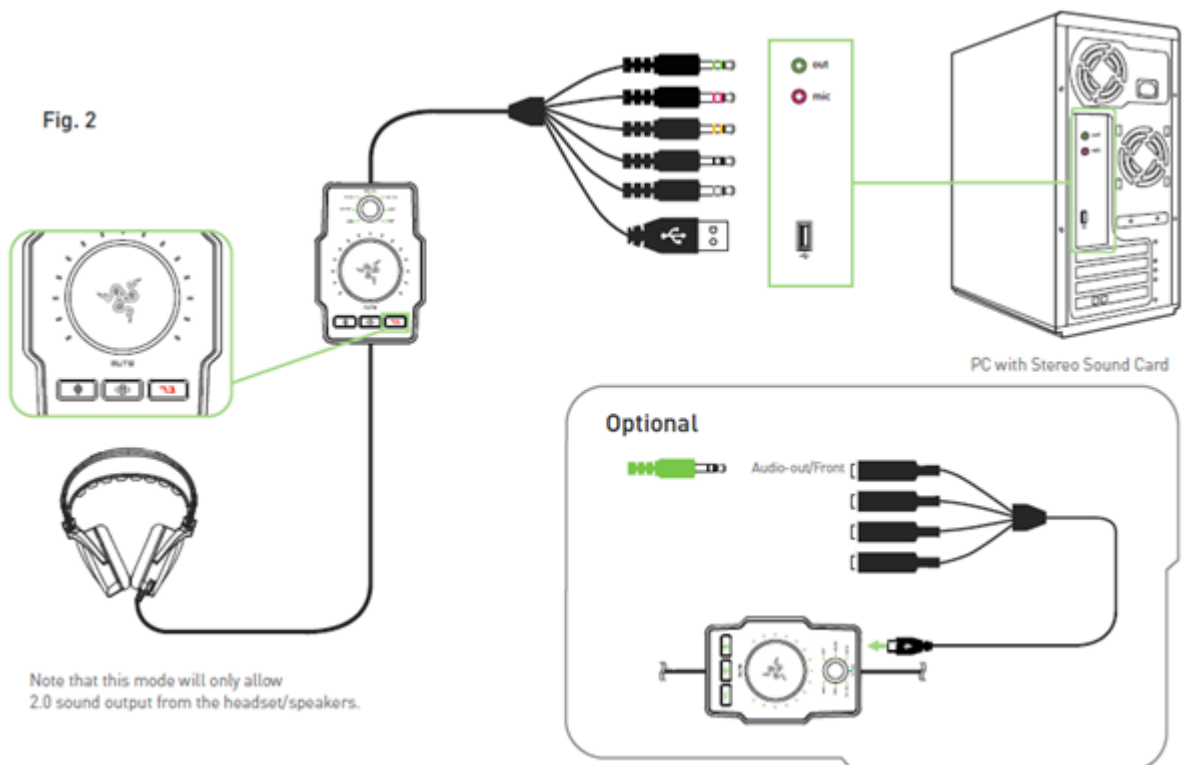
- Free online technical support at [www.razersupport.com](http://www.razersupport.com).

## 6. SETTING UP YOUR RAZER TIAMAT 7.1

### 7.1 SOUND SETUP

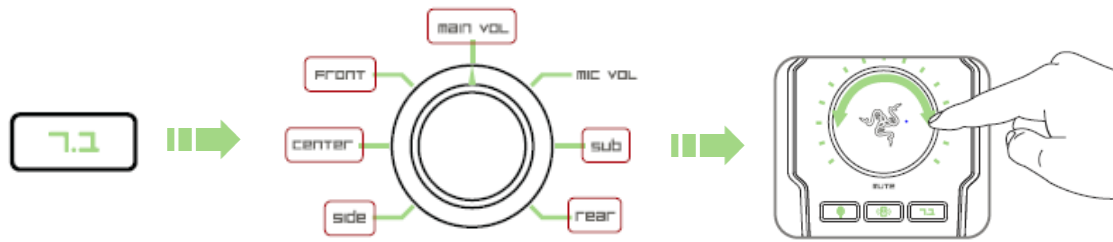


### 2.0 SOUND SETUP



## 7. USING YOUR RAZER TIAMAT 7.1

### 7.1 CHANNEL ADJUSTMENT

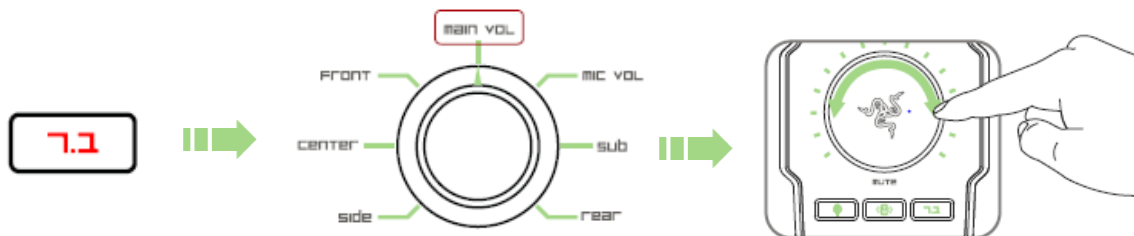


Make sure 7.1 Mode is selected.

Select MAIN VOL or a specific channel

Rotate the Volume Control

### 2.0 VOLUME ADJUSTMENT

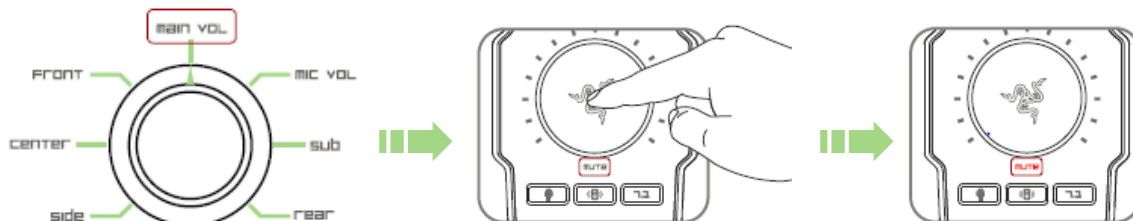


Make sure 7.1 Mode is deselected.

Select MAIN VOL

Rotate the Volume Control

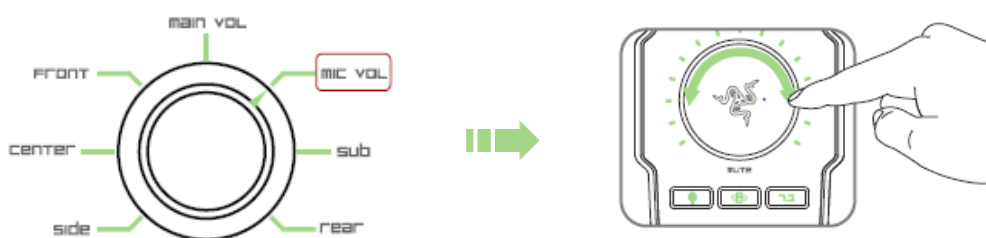
### MUTING THE AUDIO VOLUME



Select MAIN VOL

Press the Audio Mute button

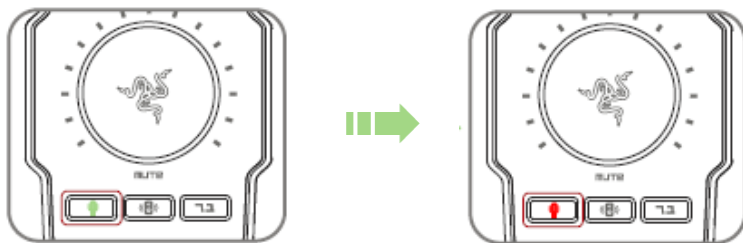
### MICROPHONE VOLUME ADJUSTMENT



Select MIC VOL

Rotate the Volume Control

## 2 WAYS OF MUTING THE MICROPHONE



1. Press the Microphone Mute Button



2. Select MIC VOL then press the Audio Mute button

## RESETTING TO FACTORY DEFAULT

To reset the Razer Tiamat 7.1 to factory default settings, press and hold the Audio Mute button for 5 seconds while the Razer Tiamat 7.1 is connected to a computer that is powered on.

## 8. SAFETY AND MAINTENANCE

### SAFETY GUIDELINE

In order to achieve maximum safety while using your Razer Tiamat, we suggest that you adopt the following guidelines:

1. Should you have trouble operating the device properly and troubleshooting does not work, unplug the device and contact the Razer hotline or go to [www.razersupport.com](http://www.razersupport.com) for support. Do not attempt to service or fix the device yourself at any time.
2. Do not take apart the device (doing so will also void your warranty) and do not attempt to service it yourself or operate it under abnormal current loads.
3. Keep your device away from liquid, humidity or moisture. Operate your device only within the specified temperature range of 0°C (32°F) to 40°C (104°F). Should you operate it in a temperature that is beyond this range, unplug and switch off the device in order to let the temperature stabilize within the optimal temperature range.
4. The device isolates external ambient sounds even at low volumes, resulting in lowered awareness of your external surroundings. Please remove the device when engaging in any activities that requires active awareness of your surroundings.

5. Excessively loud listening volumes damage your hearing over extended periods of time. The legislation of certain countries allows a maximum permissible sound pressure level of 86dB to affect your hearing for the duration of a working day. Therefore, please reduce your volume level to a comfortable level for longer usage period. Take good care of your hearing.

#### **MAINTENANCE AND USE**

There is a little regular maintenance to keep the Razer Tiamat in optimum condition. Once a month we recommend you unplug the device from the USB port and clean the Razer Tiamat with a soft cloth or cotton swab. Use a little warm water but no soap or harsh cleaning agents.

## **9. LEGALESE**

#### **COPYRIGHT AND INTELLECTUAL PROPERTY INFORMATION**

©2011 Razer USA Ltd. Patent Pending. All Rights Reserved. Razer™, the Razer Triple-Headed Snake logo, the Razer distressed word logo and other trademarks contained herein are trademarks or registered trademarks of Razer USA Ltd and/or its affiliated or associated companies, registered in the United States and/or other countries. Windows and the Windows logo are trademarks of the Microsoft group of companies.

Razer USA Ltd ("Razer") may have copyright, trademarks, trade secrets, patents, patent applications, or other intellectual property rights (whether registered or unregistered) concerning the product in this Master Guide. Furnishing of this Master Guide does not give you a license to any such copyright, trademark, patent or other intellectual property right. The Razer Tiamat (the "Product") may differ from pictures whether on packaging or otherwise. Razer assumes no responsibility for such differences or for any errors that may appear. Information contained herein is subject to change without notice.

#### **LIMITED PRODUCT WARRANTY**

For the latest and current terms of the Limited Product Warranty, please visit <http://warranty.razerzone.com>.

#### **LIMITATION OF LIABILITY**

Razer shall in no event be liable for any lost profits, loss of information or data, special, incidental, indirect, punitive or consequential or incidental damages, arising in any way out of distribution of, sale of, resale of, use of, or inability to use the Product. In no event shall Razer's liability exceed the retail purchase price of the Product.

#### **COSTS OF PROCUREMENT**

For the avoidance of doubt, in no event will Razer be liable for any costs of procurement unless it has been advised of the possibility of such damages, and in no case shall Razer be liable for any costs of procurement liability exceeding the retail purchase price of the Product.

#### **GENERAL**

These terms shall be governed by and construed under the laws of the jurisdiction in which the Product was purchased. If any term herein is held to be invalid or unenforceable, then such term (in so far as it is invalid or unenforceable) shall be given no effect and deemed to be excluded without invalidating any of the remaining terms. Razer reserves the right to amend any term at any time without notice.



## Free Manuals Download Website

<http://myh66.com>

<http://usermanuals.us>

<http://www.somanuals.com>

<http://www.4manuals.cc>

<http://www.manual-lib.com>

<http://www.404manual.com>

<http://www.luxmanual.com>

<http://aubethermostatmanual.com>

Golf course search by state

<http://golfingnear.com>

Email search by domain

<http://emailbydomain.com>

Auto manuals search

<http://auto.somanuals.com>

TV manuals search

<http://tv.somanuals.com>