

RCA



PRO-CS5II 2-WAY CENTER CHANNEL SPEAKER SYSTEM

Your RCA PRO-CS5 II 2-Way Center Channel Speaker System is designed for use as a center speaker in your surround-sound audio/video system. It gives you wide-angle (about 180°) sound distribution with clear movie dialogue and vivid sound effects. It is magnetically shielded, so you can place it directly on top of your television for the most efficient center-channel effect.


The speaker's two 5-inch woofers are designed to produce the lower frequency bass sounds (55 Hz to 2.5 kHz), while the single 3 × 3½-inch tweeter's pliable diaphragm is designed to produce the high-frequency treble sounds (2–25 kHz). The tweeter's unique design virtually eliminates all physical limitations to high-frequency sound production.

The speaker's acoustics have been carefully designed to match the speaker elements to the enclosure and its damping materials. The result is an amazingly smooth and broad frequency response that allows the system to accurately produce both bass and treble sounds with extraordinarily low distortion.

While your PRO-CS5 II can work with most speaker systems, it is designed to give the best results with RCA PRO-X88AV (Cat. Nos. 40-5005 and 40-5006) or PRO-LX5 II (Cat. No. 40-5007) speakers.

SPEAKER PLACEMENT

Correct speaker positioning is vital for the best performance. Since your PRO-CS5 II speaker is designed to reproduce the dialogue, its best position is directly above or below your TV's screen.



Note: To avoid possible TV picture distortion, position the PRO-CS5 II speaker above your TV so its front edge is behind the TV's front edge (the speaker's front is farther away from you than the TV's front).

© 1999 Tandy Corporation.
All Rights Reserved.

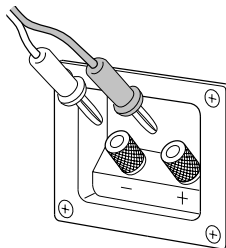
CONNECTING TO YOUR AMPLIFIER

For maximum bass response and the best overall performance, it is essential that you keep your speakers in proper phase (connected + to +, and – to –). We recommend you use color-coded or marked wires to help you correctly connect the speaker to your sound system.

Note: Color-coded wires have a stripe; marked wires have ridges running along one of the conductors.

Measure the distance from the speaker to the amplifier. For distances of 50 feet or less, use 18-gauge speaker wire or ordinary lamp cord. For distances greater than 50 feet, use heavier 16-gauge wire.

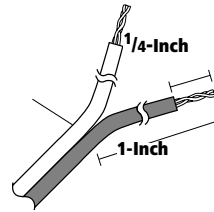
If your speaker wire ends have banana plugs, simply insert them into the terminal openings without loosening the terminals.



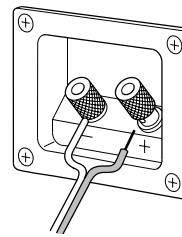
Note: Your local RadioShack store has a wide selection of speaker wire and banana plugs.

If your speaker wire ends are plain wire without plugs, follow these steps to connect the speaker to your amplifier.

1. Separate the wire's two conductors about 1 inch at each end.
2. Remove about 1/4 inch of insulation from the ends of each wire.



3. Turn the speaker's positive (+) terminal (with a red stripe) counter-clockwise to loosen it and insert one end of the ridged or striped wire into the opening. Then turn the terminal clockwise to tighten it.



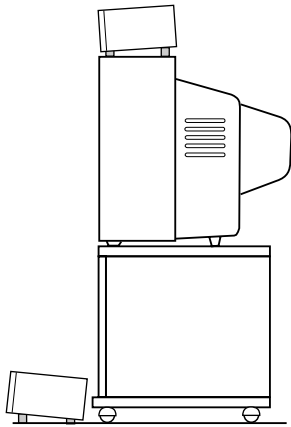
4. Turn the speaker's negative (–) terminal (with a black stripe) counterclockwise to loosen it and insert one end of the other wire into the opening. Then turn the terminal clockwise to tighten it.
5. Connect the other end of the ridged or striped wire to the amplifier's positive (+) output terminal.
6. Connect the other end of the unmarked wire to the amplifier's negative (–) output terminal.

USING RUBBER FEET

Self-adhesive rubber pads are provided to keep your speaker from scratching your furniture or slipping off of the TV. The pads also angle your speaker so it points more directly at your listening area.

To use the rubber pads, remove the paper backing and apply them to the bottom of the speaker.

- If you mounted the speaker above the TV set, apply the thicker pads toward the back and the thinner pads near the front of the speaker.
- If you mounted the speaker below the TV set, apply the thinner pads toward the back and the thicker pads near the front of the speaker.



MAINTENANCE

Your RCA PRO-CS5 II 2-Way Center-Channel Speaker System is an example of superior design and craftsmanship. The following suggestions will help you care for the PRO-CS5 II speaker so you can enjoy it for years.

- Keep the speaker dry. If it gets wet wipe it dry.
- Handle the speaker gently and carefully.
- Use and store the speaker only in normal temperature environments.
- Keep the speaker away from dust and dirt.
- Wipe the speaker with a damp cloth occasionally to keep it looking new.

Caution: You might permanently damage your speaker by cleaning it with a vacuum cleaner. Use a feather duster or a very soft cloth instead.

Modifying or tampering with the speaker's internal components can cause a malfunction and might invalidate its warranty.

This speaker has been manufactured to the specifications of RadioShack and is covered by a limited warranty from RadioShack. If your speaker is not operating as it should, take it to your local RadioShack store or call 1-800-THE-SHACK for assistance.

SPECIFICATIONS

Frequency Response	55 Hz–25 kHz
Power Handling	100 Watts (RMS)
Maximum Power	200 Watts
Impedance	8 Ohms, Nominal
Sensitivity	87 dB @ 1W-1m
Speaker Complement	Two 5-Inch High-Compliance Polypropylene Woofers One Wide-Angle Monopole Tweeter
Enclosure Dimensions (HWD)	6 ¹ / ₈ × 18 ¹ / ₈ × 10 ⁵ / ₈ Inches 15.5 × 46 × 27 cm
Weight	13 lb 14 oz (6.3 kg)

Specifications are typical; individual units might vary. Specifications are subject to change and improvement without notice.

Limited Five-Year Warranty

This product is warranted by RadioShack against manufacturing defects in material and workmanship under normal use for five (5) years from the date of purchase from RadioShack company-owned stores and authorized RadioShack franchisees and dealers. EXCEPT AS PROVIDED HEREIN, RadioShack MAKES NO EXPRESS WARRANTIES AND ANY IMPLIED WARRANTIES, INCLUDING THOSE OF MERCHANTABILITY AND FITNESS FOR A PARTICULAR PURPOSE, ARE LIMITED IN DURATION TO THE DURATION OF THE WRITTEN LIMITED WARRANTIES CONTAINED HEREIN. EXCEPT AS PROVIDED HEREIN, RadioShack SHALL HAVE NO LIABILITY OR RESPONSIBILITY TO CUSTOMER OR ANY OTHER PERSON OR ENTITY WITH RESPECT TO ANY LIABILITY, LOSS OR DAMAGE CAUSED DIRECTLY OR INDIRECTLY BY USE OR PERFORMANCE OF THE PRODUCT OR ARISING OUT OF ANY BREACH OF THIS WARRANTY, INCLUDING, BUT NOT LIMITED TO, ANY DAMAGES RESULTING FROM INCONVENIENCE, LOSS OF TIME, DATA, PROPERTY, REVENUE, OR PROFIT OR ANY INDIRECT, SPECIAL, INCIDENTAL, OR CONSEQUENTIAL DAMAGES, EVEN IF RadioShack HAS BEEN ADVISED OF THE POSSIBILITY OF SUCH DAMAGES.

Some states do not allow the limitations on how long an implied warranty lasts or the exclusion of incidental or consequential damages, so the above limitations or exclusions may not apply to you.

In the event of a product defect during the warranty period, take the product and the RadioShack sales receipt as proof of purchase date to any RadioShack store. RadioShack will, at its option, unless otherwise provided by law: (a) correct the defect by product repair without charge for parts and labor; (b) replace the product with one of the same or similar design; or (c) refund the purchase price. All replaced parts and products, and products on which a refund is made, become the property of RadioShack. New or reconditioned parts and products may be used in the performance of warranty service. Repaired or replaced parts and products are warranted for the remainder of the original warranty period. You will be charged for repair or replacement of the product made after the expiration of the warranty period.

This warranty does not cover: (a) damage or failure caused by or attributable to acts of God, abuse, accident, misuse, improper or abnormal usage, failure to follow instructions, improper installation or maintenance, alteration, lightning or other incidence of excess voltage or current; (b) any repairs other than those provided by a RadioShack Authorized Service Facility; (c) consumables such as fuses or batteries; (d) cosmetic damage; (e) transportation, shipping or insurance costs; or (f) costs of product removal, installation, set-up service adjustment or reinstallation.

This warranty gives you specific legal rights, and you may also have other rights which vary from state to state.

RadioShack Customer Relations, 200 Taylor Street, 6th Floor, Fort Worth, TX 76102

We Service What We Sell

04/99

RadioShack
A Division of Tandy Corporation
Fort Worth, Texas 76102

08A99

Cat. No. 40-5011
Printed in Malaysia

Free Manuals Download Website

<http://myh66.com>

<http://usermanuals.us>

<http://www.somanuals.com>

<http://www.4manuals.cc>

<http://www.manual-lib.com>

<http://www.404manual.com>

<http://www.luxmanual.com>

<http://aubethermostatmanual.com>

Golf course search by state

<http://golfingnear.com>

Email search by domain

<http://emailbydomain.com>

Auto manuals search

<http://auto.somanuals.com>

TV manuals search

<http://tv.somanuals.com>