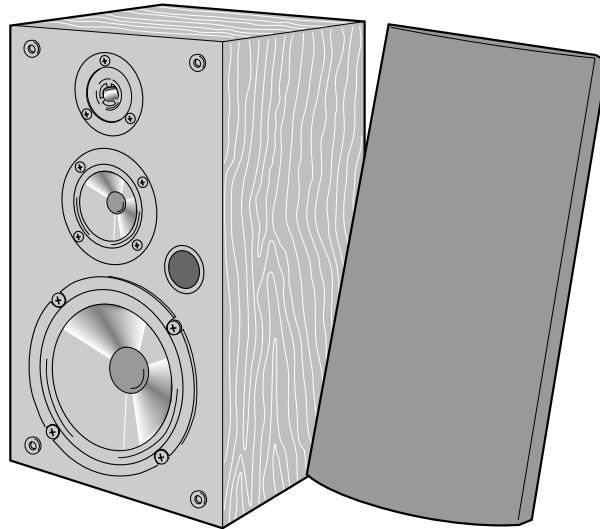




3-Way Bookshelf Speaker System



Your RCA STS-830 3-Way Bookshelf Speaker System gives you outstanding music reproduction in a small enclosure.

8-Inch High-Compliance Woofer — gives you excellent bass sound.

3-Inch Fixed-Edge Midrange — gives you more accurate “voice” range sound.

1-Inch Extended-Range Tweeter — gives you clear, clean, high-frequency sound.

Speaker Placement

For the best stereo image, place a pair of speakers so the distance between them is about the same as the distance between the listening area and the point halfway between the speakers.

If you must place the speakers farther apart, turn them slightly inward. If you must place them closer to each other, turn them slightly outward. Experiment with your speakers' placement to find the best location.

© 2002 RadioShack Corporation.
All Rights Reserved.

Connections

Your local RadioShack store has a wide selection of speaker wire. We recommend you use color-coded or marked wire to help you correctly connect the wire. Most color-coded wires have a stripe running down one of the conductors and marked wires have ridges along one of the conductors.

With the speaker in its approximate location, measure the distance from the speaker to your receiver/amplifier.

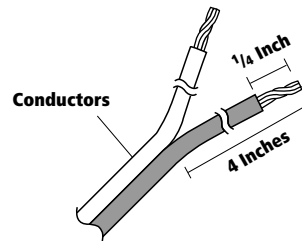
Cautions:

- Take care never to exceed the speaker's maximum power rating (see "Specifications" on Page 4).
- To avoid any damage to the speaker or amplifier/receiver, turn off the amplifier/receiver before making connections.

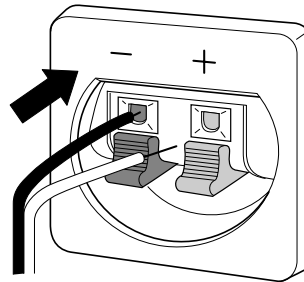
Use 18-gauge speaker wire (not supplied) for distances up to 50 feet. For greater distances, use 16-gauge wire (not supplied).

Note: For maximum bass response and the best overall performance, connect the terminals in phase, connecting positive (+) to positive and negative (-) to negative.

1. Separate the wire's two conductors at both ends for a length of about 4 inches.
2. Strip the insulation from the ends of each conductor to expose $\frac{1}{4}$ inch of metal wire and twist the loose strands.



3. Press the tab on the speaker's negative (-) terminal and insert one of the wire ends. Then release the tab.



4. Press the tab on the speaker's positive (+) terminal and insert one of the wire ends. Then release the tab.
5. Using the speaker wire's code as a guide, connect the wire from the speaker's negative (-) terminal to the receiver/amplifier's left/right negative (-) terminal.
6. Then connect the wire from the speaker's positive (+) terminal to the receiver/amplifier's left/right positive (+) terminal.
7. Repeat Steps 3-6 to connect another speaker.

Care

Your RCA STS-830 3-Way Bookshelf Speaker System is an example of superior design and craftsmanship. The following suggestions will help you care for your speaker so you can enjoy it for years.



Keep the speaker dry. If it gets wet, wipe it dry immediately. Liquids might contain minerals that can corrode the electronic circuits.



Use and store the speaker only in normal temperature environments. Temperature extremes can shorten the life of electronic devices and distort or melt plastic parts.



Keep the speaker away from dust and dirt, which can cause premature wear of parts.



Handle the speaker gently and carefully. Dropping it can damage circuit boards and cases and can cause the speaker to work improperly.



Wipe the speaker with a damp cloth occasionally to keep it looking new. Do not use harsh chemicals, cleaning solvents, or strong detergents to clean the speaker.

Caution: You might permanently damage your speaker by cleaning it with a vacuum cleaner. Instead, use a feather duster or a soft cloth.

Modifying or tampering with the speaker's internal components can cause a malfunction and might invalidate its warranty.

Troubleshooting

This speaker system has been manufactured to the specifications of RadioShack and is covered by a limited warranty from RadioShack. If your speaker system is not operating as it should, take it to your local RadioShack store or call 1-800-THE-SHACK for assistance.

Specifications

Frequency Response	60–20,000 Hz
Power Handling	75 Watts RMS
Maximum Power	150 Watts
Impedance	8 Ohms (Nominal)
Speaker	8-Inch (20 cm) High-Compliance Woofer 3-Inch (7.6 cm) Fixed-Edge Midrange 1-Inch (2.54 cm) Extended-Range Tweeter
Dimensions (HWD)	17 ¹ / ₄ × 10 ¹ / ₄ × 9 ⁷ / ₈ Inches (45 × 26 × 25 cm)
Weight	14.3 lb (6.5 kg)

Specifications are typical; individual units might vary. Specifications are subject to change and improvement without notice.

Limited Five-Year Warranty

This product is warranted by RadioShack against manufacturing defects in material and workmanship under normal use for five (5) years from the date of purchase from RadioShack company-owned stores and authorized RadioShack franchisees and dealers. EXCEPT AS PROVIDED HEREIN, RadioShack MAKES NO EXPRESS WARRANTIES AND ANY IMPLIED WARRANTIES, INCLUDING THOSE OF MERCHANTABILITY AND FITNESS FOR A PARTICULAR PURPOSE, ARE LIMITED IN DURATION TO THE DURATION OF THE WRITTEN LIMITED WARRANTIES CONTAINED HEREIN. EXCEPT AS PROVIDED HEREIN, RadioShack SHALL HAVE NO LIABILITY OR RESPONSIBILITY TO CUSTOMER OR ANY OTHER PERSON OR ENTITY WITH RESPECT TO ANY LIABILITY, LOSS OR DAMAGE CAUSED DIRECTLY OR INDIRECTLY BY USE OR PERFORMANCE OF THE PRODUCT OR ARISING OUT OF ANY BREACH OF THIS WARRANTY, INCLUDING, BUT NOT LIMITED TO, ANY DAMAGES RESULTING FROM INCONVENIENCE, LOSS OF TIME, DATA, PROPERTY, REVENUE, OR PROFIT OR ANY INDIRECT, SPECIAL, INCIDENTAL, OR CONSEQUENTIAL DAMAGES, EVEN IF RadioShack HAS BEEN ADVISED OF THE POSSIBILITY OF SUCH DAMAGES.

Some states do not allow limitations on how long an implied warranty lasts or the exclusion or limitation of incidental or consequential damages, so the above limitations or exclusions may not apply to you.

In the event of a product defect during the warranty period, take the product and the RadioShack sales receipt as proof of purchase date to any RadioShack store. RadioShack will, at its option, unless otherwise provided by law: (a) correct the defect by product repair without charge for parts and labor; (b) replace the product with one of the same or similar design; or (c) refund the purchase price. All replaced parts and products, and products on which a refund is made, become the property of RadioShack. New or reconditioned parts and products may be used in the performance of warranty service. Repaired or replaced parts and products are warranted for the remainder of the original warranty period. You will be charged for repair or replacement of the product made after the expiration of the warranty period.

This warranty does not cover: (a) damage or failure caused by or attributable to acts of God, abuse, accident, misuse, improper or abnormal usage, failure to follow instructions, improper installation or maintenance, alteration, lightning or other incidence of excess voltage or current; (b) any repairs other than those provided by a RadioShack Authorized Service Facility; (c) consumables such as fuses or batteries; (d) cosmetic damage; (e) transportation, shipping or insurance costs; or (f) costs of product removal, installation, set-up service adjustment or reinstallation.

This warranty gives you specific legal rights, and you may also have other rights which vary from state to state.

RadioShack Customer Relations, 200 Taylor Street, 6th Floor, Fort Worth, TX 76102

12/99

RadioShack Corporation
Fort Worth, Texas 76102

02A02

40-5016

A

Printed in China

Free Manuals Download Website

<http://myh66.com>

<http://usermanuals.us>

<http://www.somanuals.com>

<http://www.4manuals.cc>

<http://www.manual-lib.com>

<http://www.404manual.com>

<http://www.luxmanual.com>

<http://aubethermostatmanual.com>

Golf course search by state

<http://golfingnear.com>

Email search by domain

<http://emailbydomain.com>

Auto manuals search

<http://auto.somanuals.com>

TV manuals search

<http://tv.somanuals.com>