

M30260T-48FPD

Converter Board for 48-pin 0.5-mm-pitch LQFP

User's Manual

* NQPACK, YQPACK, YQSOCKET, YQ-GUIDE, HQPACK, TQPACK and TQSOCKET are trademarks of Tokyo Eletech Corporation.

Keep safety first in your circuit designs!

- Renesas Technology Corporation and Renesas Solutions Corporation put the maximum effort into making semiconductor products better and more reliable, but there is always the possibility that trouble may occur with them. Trouble with semiconductors may lead to personal injury, fire or property damage. Remember to give due consideration to safety when making your circuit designs, with appropriate measures such as (i) placement of substitutive, auxiliary circuits, (ii) use of nonflammable material or (iii) prevention against any malfunction or mishap.

Notes regarding these materials

- These materials are intended as a reference to assist our customers in the selection of the Renesas Technology product best suited to the customer's application; they do not convey any license under any intellectual property rights, or any other rights, belonging to Renesas Technology Corporation, Renesas Solutions Corporation or a third party.
- Renesas Technology Corporation and Renesas Solutions Corporation assume no responsibility for any damage, or infringement of any third-party's rights, originating in the use of any product data, diagrams, charts, programs, algorithms, or circuit application examples contained in these materials.
- All information contained in these materials, including product data, diagrams, charts, programs and algorithms represents information on products at the time of publication of these materials, and are subject to change by Renesas Technology Corporation and Renesas Solutions Corporation without notice due to product improvements or other reasons. It is therefore recommended that customers contact Renesas Technology Corporation, Renesas Solutions Corporation or an authorized Renesas Technology product distributor for the latest product information before purchasing a product listed herein. The information described here may contain technical inaccuracies or typographical errors. Renesas Technology Corporation and Renesas Solutions Corporation assume no responsibility for any damage, liability, or other loss rising from these inaccuracies or errors. Please also pay attention to information published by Renesas Technology Corporation and Renesas Solutions Corporation by various means, including the Renesas home page (<http://www.renesas.com>).
- When using any or all of the information contained in these materials, including product data, diagrams, charts, programs, and algorithms, please be sure to evaluate all information as a total system before making a final decision on the applicability of the information and products. Renesas Technology Corporation and Renesas Solutions Corporation assume no responsibility for any damage, liability or other loss resulting from the information contained herein.
- Renesas Technology semiconductors are not designed or manufactured for use in a device or system that is used under circumstances in which human life is potentially at stake. Please contact Renesas Technology Corporation, Renesas Solutions Corporation or an authorized Renesas Technology product distributor when considering the use of a product contained herein for any specific purposes, such as apparatus or systems for transportation, vehicular, medical, aerospace, nuclear, or undersea repeater use.
- The prior written approval of Renesas Technology Corporation and Renesas Solutions Corporation is necessary to reprint or reproduce in whole or in part these materials.
- If these products or technologies are subject to the Japanese export control restrictions, they must be exported under a license from the Japanese government and cannot be imported into a country other than the approved destination. Any diversion or reexport contrary to the export control laws and regulations of Japan and/or the country of destination is prohibited.
- Please contact Renesas Technology Corporation or Renesas Solutions Corporation for further details on these materials or the products contained therein.

Precautions to be taken when using this product

- This product is a development supporting unit for use in your program development and evaluation stages. In mass-producing your program you have finished developing, be sure to make a judgment on your own risk that it can be put to practical use by performing integration test, evaluation, or some experiment else.
- In no event shall Renesas Solutions Corporation be liable for any consequence arising from the use of this product.
- Renesas Solutions Corporation strives to renovate or provide a workaround for product malfunction at some charge or without charge. However, this does not necessarily mean that Renesas Solutions Corporation guarantees the renovation or the provision under any circumstances.
- This product has been developed by assuming its use for program development and evaluation in laboratories. Therefore, it does not fall under the application of Electrical Appliance and Material Safety Law and protection against electromagnetic interference when used in Japan.



CAUTION

If the requirements shown in the "CAUTION" sentences are ignored, the equipment may cause personal injury or damage to the products.

Renesas Tools Homepage <http://www.renesas.com/en/tools>

1. Outline

The M30260T-48FPD is a converter board for connecting the emulation probe M30290T-EPB for M16C/26A, 28, 29 Groups and the compact emulator M30290T2-CPE to a foot pattern for M16C/26A Group 48-pin 0.5-mm-pitch LQFP (48P6Q-A).

2. Package Components (See Figure 1)

- (1) M30260T-48FPD (Base board M30290T-PTCB and 150mm FFC cable included) 1 pc.
- (2) YQPACK048SD (made by Tokyo Eletech Corporation) 1 pc.
- (3) NQPACK048SD (made by Tokyo Eletech Corporation) 1 pc.
- (4) YQ-GUIDE (made by Tokyo Eletech Corporation) 4 pcs.
- (5) M30260T-48FPD User's Manual (This manual) 1 pc.

3. Specifications

Table 1 Specifications

Applicable package	48P6Q-A (48-pin 0.5-mm-pitch LQFP)
Insertion/removal iterations of connector	Between M30260T-48FPD and YQPACK048SD: 100 times guaranteed
	Between M30290T-EPB or M30290T2-CPE and M30260T-48FPD: 50 times guaranteed

4. Usage (See Figure 2)

The M30260T-48FPD can be used for debugging and board mounted evaluation in common by mounting the NQPACK048SD on the user system.

- (1) For debugging
Mount the NQPACK048SD and YQPACK048SD on the foot pattern of the user system in that order. And fix them with the YQ-GUIDE's (do not use the screws included with the YQPACK048SD).
After connecting the M30290T-EPB or M30290T2-CPE and M30260T-48FPD, connect the M30260T-48FPD to the YQPACK048SD.
- (2) For onboard evaluation
Mount an M16C/26A Group MCU and HQPACK048SD (separately available) in that order on the NQPACK048SD on the user system. And fix them using a screw included with the HQPACK048SD.

Before using the M30260T-48FPD, be sure to read "7. Precautions" on page 4 and the M30290T-EPB or M30290T2-CPE User's Manual.

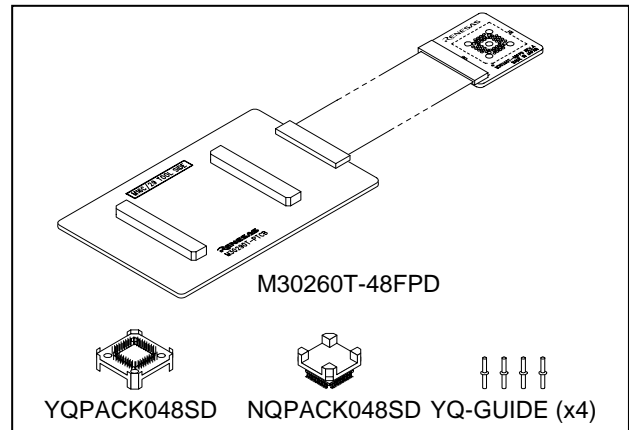


Figure 1 Package components of the M30260T-48FPD

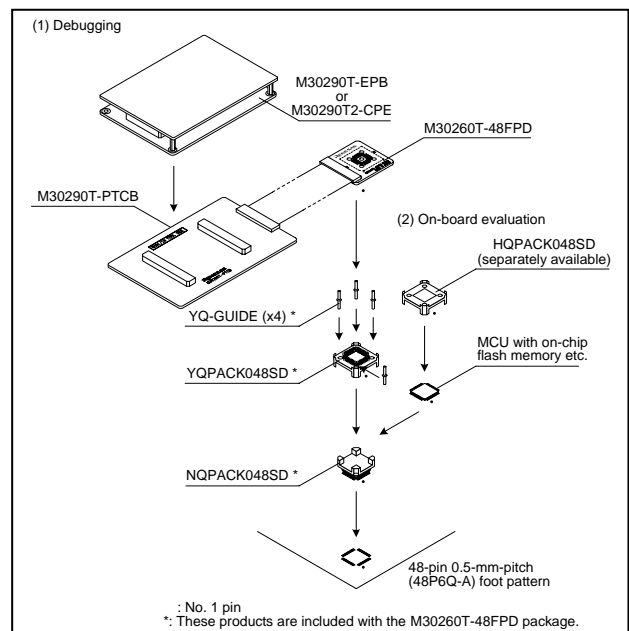


Figure 2 Usage of the M30260T-48FPD

5. Connection Procedure (See Figure 3)

The procedure for connecting the M30260T-48FPD is shown below.

- (1) Mount the NQPACK048SD on the user system.
- (2) Attach the YQPACK048SD on the NQPACK048SD.
- (3) Secure the four corners of the YQPACK048SD with the YQ-GUIDE's.

- Do not use the screws included with the YQPACK048SD for fixing the YQPACK048SD.
- The screwdriver included with the NQPACK048SD is used for fixing the HQPACK048SD. Do not use it for fixing the YQ-GUIDE's.

- (4) Attach the M30290T-EPB or M30290T2-CPE and the M30290T-PTCB.
- (5) Attach the M30260T-48FPD to the NQPACK048FPD.

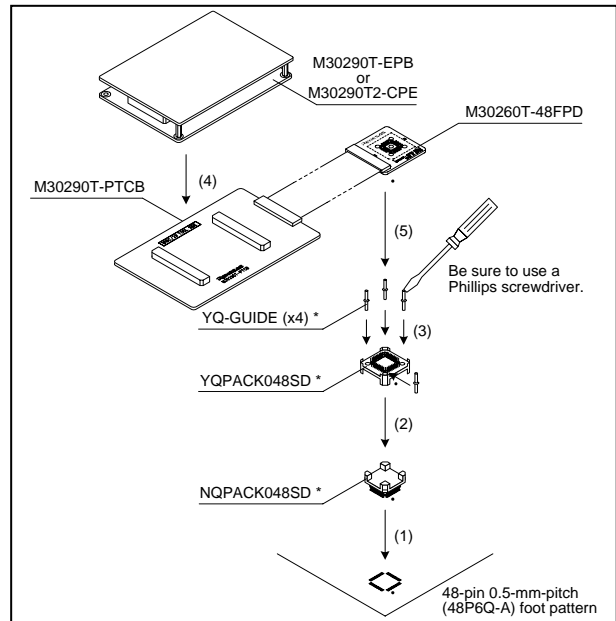


Figure 3 Connection procedure of the M30260T-48FPD

6. External Dimensions and a Sample Foot Pattern (See Figure 4)

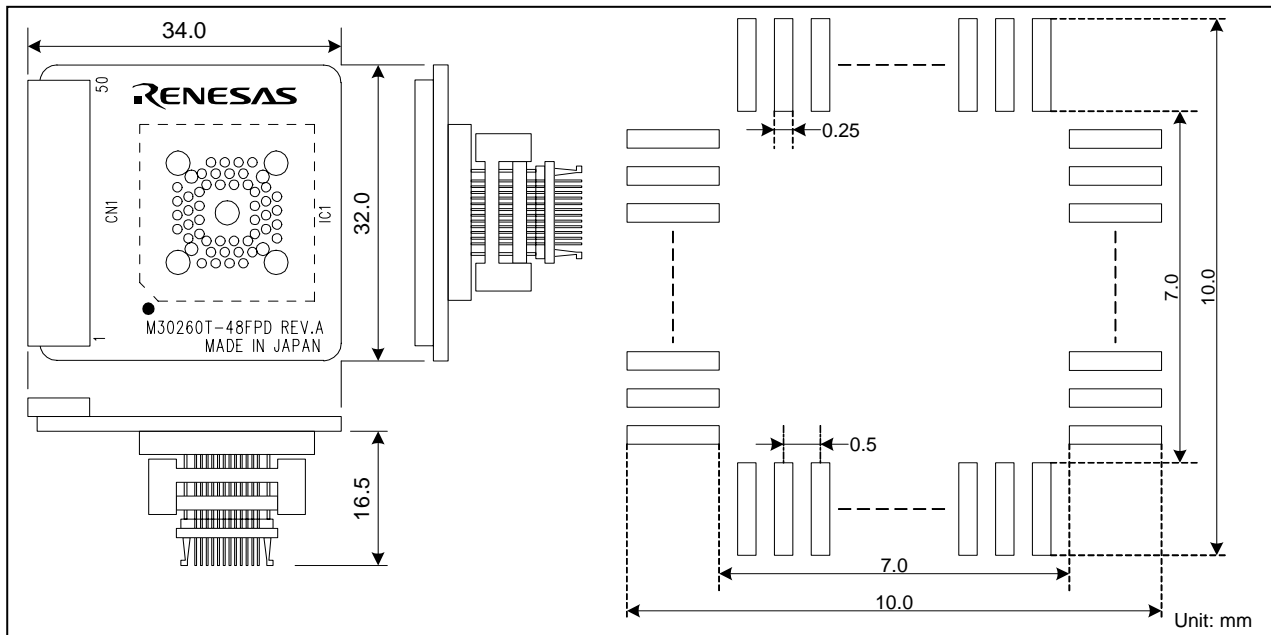


Figure 4 External dimensions and a sample foot pattern of the M30260T-48FPD

7. Precautions

CAUTION

Cautions to Be Taken for This Product:



- Do not pull or excessively flex the cable. The cable may cause a break.
- When connecting the YQPACK048SD, be sure to use the included YQ-GUIDE's.
- Do not use the screws included with the YQPACK048SD to fix it.

IMPORTANT

Notes on This Product:

- We cannot accept any request for repair.
- For purchasing the NQPACK048SD, YQPACK048SD and HQPACK048SD, contact the following:
Daimaru Kogyo Ltd. <http://www.daimarukogyo.co.jp/>
Tokyo Eletech Corporation http://www.tetc.co.jp/e_tet.htm
- For inquiries about the product or the contents of this manual, contact your local distributor.
Renesas Tools Homepage <http://www.renesas.com/en/tools>

Free Manuals Download Website

<http://myh66.com>

<http://usermanuals.us>

<http://www.somanuals.com>

<http://www.4manuals.cc>

<http://www.manual-lib.com>

<http://www.404manual.com>

<http://www.luxmanual.com>

<http://aubethermostatmanual.com>

Golf course search by state

<http://golfingnear.com>

Email search by domain

<http://emailbydomain.com>

Auto manuals search

<http://auto.somanuals.com>

TV manuals search

<http://tv.somanuals.com>