



2-1/2 Gallon



6, 10, 20 and 30 Gallon

Available in 2-1/2, 6, 10, 20 and 30 Gallon Models

▶ 2-Year Limited Tank Warranty ▶ 1-Year Limited Parts Warranty\*

- Space-saving design for installation in limited spaces
- High efficiency heating element
- Temperature and pressure relief valve included
- Over-temperature protector cuts off power in excess temperature situations
- Automatic thermostat keeps water at desired temperature

2-1/2 gallon model features:

- 120 volt model with 3 prong cord set... simply plug it in!
- Wall bracket for easy wall mount installations
- Corrosion resistant 1/4 turn drain valve

\*See Residential Warranty Information Brochure for complete warranty information.



DESCRIPTION				ROUGHING IN DIMENSIONS (SHOWN IN INCHES)					APPROX. SHIP WT.	
MODEL NO.	TANK CAPACITY			HEIGHT A	HT. TO HOT WATER OUTLET B	DIAMETER C	HT. TO SIDE T&P D	HT. TO COLD WATER INLET E	LBS.	KG
	U.S. GAL.	IMP. GAL.	LITRES							
RE2	2.5	2	9	14	14	9-3/4	—	—	22	10
RE6	6	5	23	15-1/4	12-1/2	15-3/4	11-1/2	4-1/4	36	16
RE10	10	8.5	39	23	20-1/2	15-3/4	19-1/2	4-1/4	46	21
RE20	20	17	77	25-1/4	22-3/4	19-3/4	21-3/4	5	69	31
82VP30-1	30	23	105	30	23	21-3/4	23	2-3/4	91	41

• **2.5 gallon model:** 1/2" N.P.T. inlet and outlet. Relief valve connection 3/4". Available with 120 volt AC single phase only, 120v (1440w). Power cord supplied with 120 volt models only.

• **6 through 30 gallon models:** 3/4" N.P.T. outlet, inlet, anode rod. T&P valve connections. Not available with 3 phase wiring. Water heaters furnished standard with 120 volt AC 1500 watt single element or 240 volt AC 3000 watt single element. Special wiring options – a limited number of wiring options are available. Consult factory for price and availability.

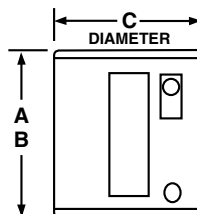
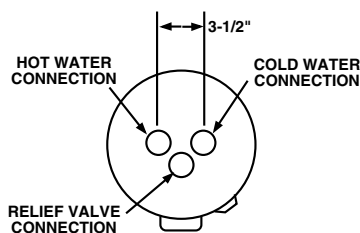
**CONSTRUCTION DETAILS:** The cold water enters the tank a few inches from the bottom. Both hot and cold water lines may be connected directly to the water heater without special nipples or tees. The relief valve simply screws into the opening provided.

These units are designed to meet or exceed ANSI (American National Standards Institute) requirements and have been tested according to C.S.A. test procedures and meet or exceed the energy efficiency requirements of NRCAN, ASHRAE standard 90, and all government energy efficiency performance criteria for energy consuming appliances.

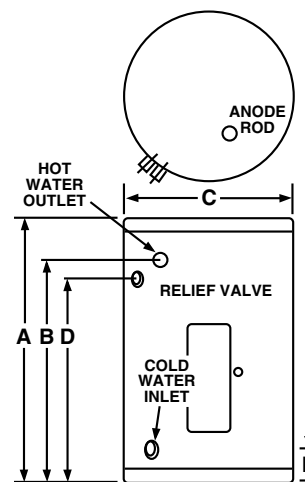
Before purchasing this appliance, read important energy cost and efficiency information available from your supplier.

## Rheem Point-of-Use

A convenient, compact size water heater that installs almost anywhere a small amount of hot water is required! These units are U.L. listed and comply with Underwriter's Laboratories Specifications 174.



WATER CONNECTIONS ALL 1/2" N.P.T.  
RELIEF VALVE CONNECTIONS 3/4" N.P.T.  
**2-1/2 U.S. GALLON MODEL**



**6, 10, 20 AND 30 U.S. GALLON MODELS**

In keeping with its policy of continuous progress and product improvement, Rheem reserves the right to make changes without notice.



Rheem Manufacturing Company • Water Heater Division  
 Rheem Canada Ltd., 128 Barton Street West, Hamilton, Ontario L8N 3P3  
 Customer Service 1-800-268-6966  
 Warranty 1-800-263-8342



## Free Manuals Download Website

<http://myh66.com>

<http://usermanuals.us>

<http://www.somanuals.com>

<http://www.4manuals.cc>

<http://www.manual-lib.com>

<http://www.404manual.com>

<http://www.luxmanual.com>

<http://aubethermostatmanual.com>

Golf course search by state

<http://golfingnear.com>

Email search by domain

<http://emailbydomain.com>

Auto manuals search

<http://auto.somanuals.com>

TV manuals search

<http://tv.somanuals.com>