



Available in 7.4 GPM Indoor and Outdoor Models

- ▶ **10-Year Limited Warranty on Heat Exchanger***
- ▶ **3-Year Limited Warranty on Parts***

- **New!** UMC-117 remote control is included and can be set from the out-of-the-box 120 degrees – up to a 180 degree maximum (additional remote control thermostats are available – sold separately)
- **New!** EZ-Link™ cable connects two tankless units to operate as one – now available for high demand applications
- **Exclusive!** Guardian SBT™ sensing burner technology
- **Exclusive!** Guardian OFW™ overheat film wrap
- **Exclusive!** Two high-altitude options – up to 6,560 or 9,840 ft. elevations above sea level (altitude chip required – sold separately)
- **Exclusive!** All Rheem tankless models are third-party certified by GAMA
- **Exclusive!** All Rheem tankless models qualify for up to a \$300 federal energy tax credit (refer to your tax advisor for details)
- **Exclusive!** All Rheem models can be linked in up to 20 unit manifold installations by using the optional MIC-180 and MICS-180 manifold control assembly
- GT-199 units are specifically designed for heavy-duty residential and commercial applications
- Continuous hot water
- Energy saving design
- Compact, space saving design
- Intelligent electronic controls designed to increase energy efficiency and safety
- Self diagnostic program
- Digital display shows temperature setting and maintenance codes
- Built-in electric blower
- Indoor units use Category III stainless steel vents and vent horizontally or vertically
- Indoor models supplied with a 120 volt power cord
- Environmentally friendly Low NOx burner meets SCAQMD rule 1146 requirements
- Installation vent kits available – sold separately
- Indoor and outdoor models feature freeze protection to -30°F

*See Residential Warranty Information Brochure for complete warranty information. If the water heater is installed anywhere other than a single family dwelling, such as a commercial application, or in any system in which the water is recirculated, the applicable warranty periods will be limited to three (3) years for heat exchanger; one (1) year for parts.

Energy Factor and Average Annual Operating Costs based on D.O.E. (Department of Energy) test procedures. D.O.E. national average fuel rate natural gas 91¢/therm; LP \$1.23/gallon.



DESCRIPTION			FEATURES				ROUGHING IN DIMENSIONS (SHOWN IN INCHES)						ENERGY INFO.	
MODEL NUMBER	GAS INPUT BTU/HR.	TYPE	TEMP. RANGE†	WATER FLOW RATE		CONNECTION		HEIGHT	WIDTH	DEPTH	VENT	SHIP. WEIGHT (LBS.)	ENERGY FACTOR	EST. ANN. OPERATING COST
				GPM @ 77° RISE MAX.	GPM @ 45° RISE MAX.	WATER	GAS							
GT-199PVN-1†	19,000 - 199,900	Indoor	100° to 180° F	4.3	7.4	3/4	3/4	25-3/8	14-7/8	11-1/8	4	55	.82	\$167 Nat \$246 LP
GT-199XN-1†	19,000 - 199,900	Outdoor	100° to 180° F	4.3	7.4	3/4	3/4	25-3/8	14-7/8	11-1/8	N/A	55	.82	\$167 Nat \$246 LP
GT-199DVN-1†	19,000 - 199,900	Indoor Direct Vent	100° to 180° F	4.3	7.4	3/4	3/4	25-3/8	14-7/8	11-1/8	4 by 4 2-PIPE	55	.82	\$167 Nat \$246 LP

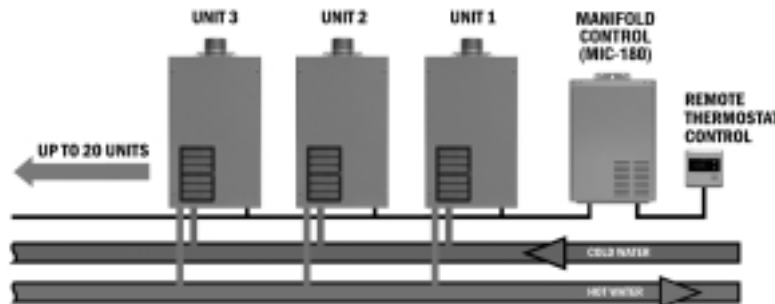
† Available in Natural Gas and Propane (LP). For Propane replace the N with a P when ordering.
 * Factory set maximum temperature is 120° F, capable of temperatures up to 180° F. See Use and Care Manual for setting.
 • For installations above 3,280 feet a high altitude chip is required. Refer to Rheem price list or consult factory for details.
 • Consult factory for information on sizing the application.

Installation Vent Kits available separately –
 Part number RTG20007 Installation Vent Kit includes 4" diameter components for a horizontal through the wall termination. Vent Kits for Direct Vent models are listed on page 2.

These units are designed to meet or exceed ANSI (American National Standards Institute) requirements and have been tested according to D.O.E. test procedures and meet or exceed the energy efficiency requirements of NAECA, ASHRAE standard 90, ICC Code and all state energy efficiency performance criteria for energy consuming appliances.

Before purchasing this appliance, read important energy cost and efficiency information available from your supplier.

Extensive Manifold Capacity



Up to 20 of the Heavy Duty Tankless units can be linked in a manifold configuration to meet the hot water needs of larger applications.

In keeping with its policy of continuous progress and product improvement, Rheem-Ruud reserves the right to make changes without notice.

MAXIMUM HOT WATER FLOW RATE AND TEMPERATURE RISE												
Temp. Rise (°F)	35	45	50	60	70	77	90	100	110	120	130	140
Water Flow (GPM)	8.5	7.4	6.6	5.5	4.7	4.3	4.1	3.7	3.3	2.8	2.6	2.4

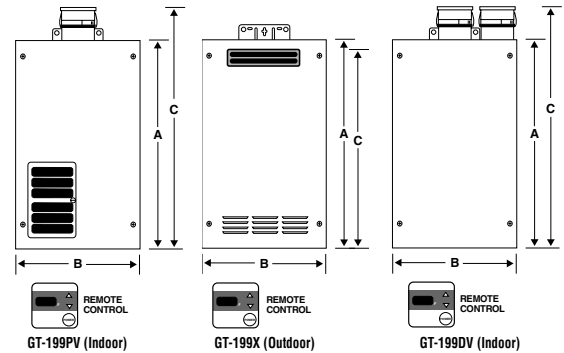
Minimum flow rate required to initiate heating cycle .66 gpm.
Above estimates are for sizing purposes only.

CLEARANCE TO COMBUSTIBLES (inches)			
MODEL NUMBER	SIDE	REAR	FRONT TOP & BOTTOM
GT-199PV	1/2	0	12
GT-199X	1/2	0	12

DIMENSIONS (Inches)									
MODEL NUMBER	GAS INPUT BTU/HR	A	B	C	DEPTH	VENT*	CONNECTIONS		APPROXIMATE SHIPPING WEIGHT
							WATER	GAS	
GT-199PV	19,000-199,900	25-3/8	14-7/8	28-3/4	11-1/8	4	3/4	3/4	55 lbs.
GT-199X	19,000-199,900	25-3/8	14-7/8	22	11-1/8	N/A	3/4	3/4	55 lbs.
GT-199DV	19,000-199,900	25-3/8	14-7/8	28-3/4	11-1/8	4 by 4 2-PIPE	3/4	3/4	55 lbs.

- Specify natural or LP gas when ordering.
- Electrical rating: 120V, 60HZ, less than 2 amps. Indoor model supplied with 120 volt power cord.
- * Category III stainless steel (UL1738 certified) vent is required.

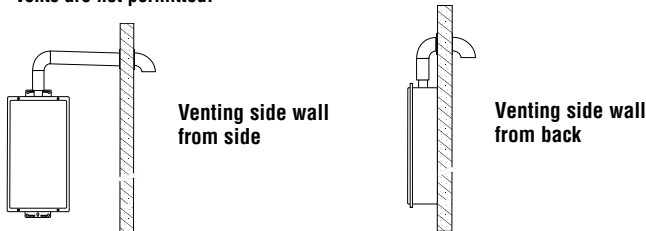
TEMP. RISE (°F)	RHEEM-RUUD GT-199 MANIFOLD INSTALLATIONS FLOW RATE (GPM)					
	1 UNIT	2 UNITS	5 UNITS	10 UNITS	15 UNITS	20 UNITS
140	2.4	4.8	12.0	24.0	36.0	48.0
130	2.6	5.2	13.0	26.0	39.0	52.0
120	2.8	5.6	14.0	28.0	42.0	56.0
110	3.0	6.0	15.0	30.0	45.0	60.0
100	3.3	6.6	16.5	33.0	49.5	66.0
90	3.7	7.4	18.5	37.5	55.5	74.0
80	4.2	8.4	21.0	42.0	63.0	84.0
70	4.8	9.6	24.0	48.0	72.0	96.0
60	5.6	11.2	28.0	56.0	84.0	112.0
50	6.7	13.4	33.5	67.0	100.5	134.0
45	7.4	14.8	37.0	74.0	111.0	148.0
35	8.5	17.0	42.5	85.0	127.5	170.0



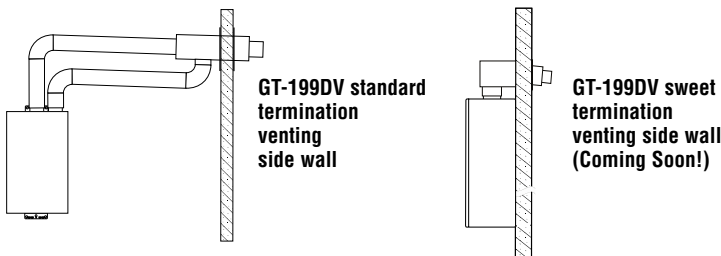
ACCESSORIES FOR MULTI-UNIT MANIFOLD INSTALLATIONS				
PART NO.	DESCRIPTION	# OF WATER HEATERS		
		2	3 TO 6	7 TO 20
RTG20040	EZ-Link™ Cable	1	N/A	N/A
MIC-180	Main Communication PCB w/ Manifold Control Box	N/A	1	1
MICS-180	Extended Communications PCB	N/A	N/A	1
MIC-K-16	Communications Cable (16 ft.)	N/A	3 to 6	7 to 20
MIC-K-32	Communications Cable (32 ft.)	N/A	3 to 6	7 to 20
MIC-K-65	Communications Cable (65 ft.)	N/A	3 to 6	7 to 20

Indoor and Direct Vent Models Vent Horizontally or Vertically

These water heaters have a built-in electric blower to force exhaust gas to the outside. Category III stainless steel vent is (UL1738 certified) required in order to avoid damage from possible condensation. Maximum vent length for GT-199 models is 47 feet 6 inches including one 90° elbow. Maximum vent length for GT-199DV models is 47 feet 6 inches including two 90° elbows. **Type "B" vents are not permitted.**



Indoor Models



Direct Vent Models

Required Direct Vent Termination Kits

Kits include the termination components only, vent pipe from the heater to the termination is not included. Horizontal and Vertical kits for Heat Fab and Protech are available.

DIRECT VENT KITS

Model	Termination	Heat Fab	Protech
GT-199DV	Horizontal	RTG-20032HHT	RTG20034HPT
GT-199DV	Vertical	RTG20033VHT	RTG20035VPT
GT-199DV	Sweet	RTG20058 For 5"-9" Wall Thickness RTG20059 For 9"-13" Wall Thickness RTG20060 For 13"-17" Wall Thickness	N/A

In keeping with its policy of continuous progress and product improvement, Rheem-Ruud reserves the right to make changes without notice.

Free Manuals Download Website

<http://myh66.com>

<http://usermanuals.us>

<http://www.somanuals.com>

<http://www.4manuals.cc>

<http://www.manual-lib.com>

<http://www.404manual.com>

<http://www.luxmanual.com>

<http://aubethermostatmanual.com>

Golf course search by state

<http://golfingnear.com>

Email search by domain

<http://emailbydomain.com>

Auto manuals search

<http://auto.somanuals.com>

TV manuals search

<http://tv.somanuals.com>