



RTS3200T

Stereo Speaker System

(Speaker Wire NOT Included)

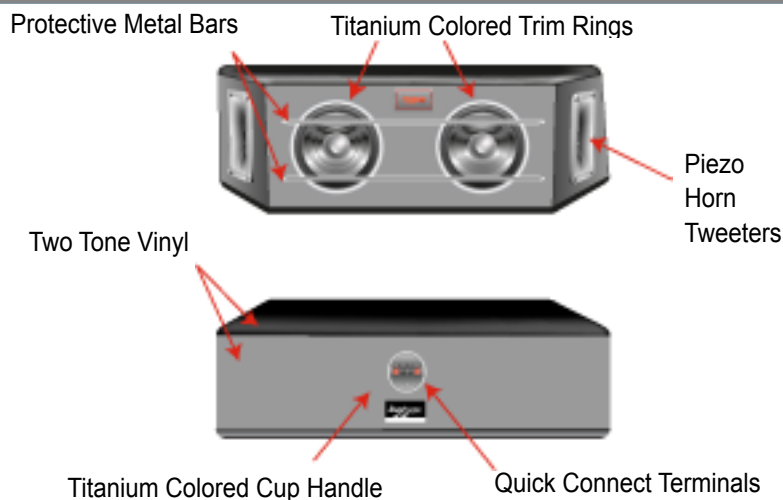
Read First!

Dear Customer,
CONGRATULATIONS. The RTS3200T Stereo Speaker System, when used as described, will give you years of dependable service in your car, truck, RV or mini-van. We have taken numerous measures in quality control to ensure that your product arrives in top condition, and will perform to your satisfaction. In the rare event that your RTS3200T Stereo Speaker System contains a damaged or missing item, does not perform as specified, requires warranty service or you have a installation problem, DO NOT RETURN THIS PRODUCT TO THE STORE. Please call our TOLL FREE number US (800-445-1797) and ask to speak with a member of our technical service team, or submit your questions by E-Mail to customerservice@roadmasterusa.com and a member of our technical service team will respond by E-Mail to your questions. Our in-house technical service team will expedite delivery of your part, or advise you on installation, or help troubleshoot a problem with you. If your product needs warranty service, our technical service team representative will help you obtain the fastest remedy possible under the warranty.

Specifications

- 10" Treated Paper Cone Woofers
- 1Ω Voice Coil
- 10 oz. Woofer Magnet
- Foam Surrounds
- 700 Watts Combined Instantaneous Peak Power
- Dimensions 39 5/8" Largo x 12" Alto x 10" Ancho - 106cm x 30.48cm x 26.04cm
- 70 watts RMS per Speaker
- 50 - 20,000 Hz Freq. Response
- Piezo Horn Tweeters
- Spring Loaded Terminals

Features & Functions



Before You Install!

Automotive audio equipment installations can be troublesome at times, even to the most experienced of installation technicians. If you are not confident working with electrical wiring, removing and reinstalling interior panels, carpeting, dashboards or other components of your vehicle, please call our toll free help line (800)445-1797 and our in-house technical service team will answer your installation questions.

1. Location

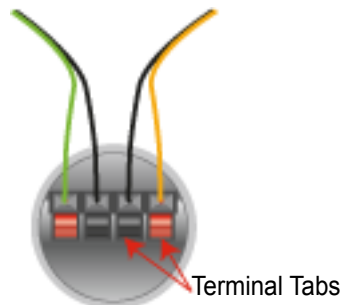
You can place the RTS3200T anywhere you have the space: rear seat, trunk, or behind the rear seat in trucks and pickups. DO NOT place the unit in a high unsecured location such as a rear seat window deck. Sudden stops can cause the unit to fly forward. The RTS3200T may also be used outside in DRY WEATHER ONLY. However, cables must be securely placed out of traffic areas to eliminate the possibility of tripping.



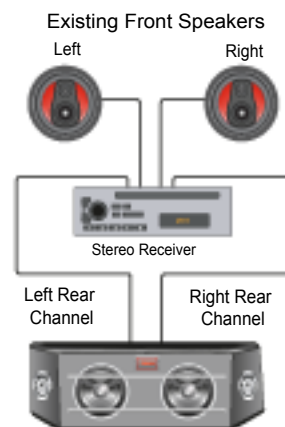
THE RTS3200T MUST BE SECURELY MOUNTED, driving styles and road conditions such as sudden stops, sharp curves and bumpy roads may cause unsecured items to move about the vehicle causing vehicle damage and/or physical injuries to vehicle occupants.

2. Installation

To replace your existing speakers with the RTS3200T speaker system, mark polarity of the speaker wires, disconnect them from speakers and remove the existing speakers from your vehicle. Place the RTS3200T in the location you selected in your vehicle and connect the existing speaker wires. Make sure to have the polarity of the speakers and wires correct (positive wire to positive speaker terminal and negative or ground wire to negative terminal) If you are installing the RTS3200T speaker system to be used as additional speakers, such as for the left & right rear channels, refer to your stereo's manual for polarity of the rear channels wires.



Depress the terminal tabs on the back of the RTS3200T, insert speaker wires, black wires are negative(-) wires, color wires are positive(+) wires. Color of your wires may be different than shown here.



RTS3200T used as rear speakers

Frequently Asked Questions

What if there is no sound?

Your stereo may have a blown fuse. Replace fuse with the same amperage and style. You may have improper wiring. Refer to the wiring guide that came with your stereo/amplifier. Check all wires for a secure connection.

What if the sound volume is low?

Your stereo may not have enough power. You may need to install a amplifier to drive the speakers.

Why do I have a whining noise coming from the speakers?

You may have poor filtering of your alternator. If that is the case then you may need to add an alternator filter to the power lead.

Why do I have odd sounding noises coming from the speakers?

You may have corroded battery terminals and/or a weak battery. If the terminals on the battery are corroded clean them, then check the sound. If the sound system is still making noises check battery strength. If it is low recharge or replace the battery.

Why does the speaker have sound coming from one channel only?

First make sure the balance control is set correctly. If the balance is set correctly your stereo may be defective or the speaker may be defective. To troubleshoot this problem you MUST change both positive and negative leads of each channel with the positive and negative leads of the opposite channel, if the same speaker has no sound then the speaker is no good, if the opposite speaker has no sound then your stereo may be defective.



Give Us A Call, We'll Help You Install!

For Information and Technical Assistance, Call Toll-Free in U.S.A. and Canada.

1-800-445-1797

PLEASE DO NOT RETURN PRODUCT TO STORE.

Visit us on the WEB
WWW.ROADMASTERUSA.COM

Limited Warranty

ROADMASTER USA CORP. products are designed and manufactured to provide a high level of trouble-free performance. ROADMASTER USA CORP. warrants, to the original purchaser, that its products are free from defects in material and workmanship for 30 days from the date of original purchase. As part of our commitment to product excellence, ROADMASTER USA CORP. routinely improves the designs, materials or production methods of its existing products. Because it is impractical to publicize all changes in every product, we reserve the right to make such changes without notice.

CONDITIONS OF WARRANTY:

If during the 30-day warranty period your new product is found to be defective, ROADMASTER USA CORP. will repair such defect, or replace the product, without charge for parts or labor subject to the following conditions:

1. All repairs must be performed by ROADMASTER USA CORP. in Eatontown, New Jersey.
2. The equipment must not have been altered or been damaged through negligence, accident, or improper operation.
3. The replacement of parts are exempted from this warranty when replacement is necessary due to normal wear and tear.
4. All warranty claims must be accompanied by a copy of the sales receipt or bill of sale.
5. Repair or replacement parts supplied by ROADMASTER USA CORP. under this warranty are protected only for the unexpired portion of the original warranty.
6. In the case of car stereos, this warranty does not extend to the elimination of car static or motor noise; correction of antenna problems; costs incurred for the removal or reinstallation of the product; damage to tapes, speakers, accessories or car electrical systems.
7. ROADMASTER USA CORP. will not be responsible for any charge incurred for installation.

OWNER'S RESPONSIBILITIES:

ROADMASTER USA CORP. will make every effort to provide warranty service within a reasonable period of time. SHOULD YOU HAVE ANY QUESTIONS ABOUT SERVICE RECEIVED, OR IF YOU WOULD LIKE ASSISTANCE IN OBTAINING SERVICE, PLEASE CALL TOLL FREE 1-800-445-1797, 8:30am - 4:30pm EST.

In order to provide you with the proper warranty service, we request that you adhere to the following procedure:

1. Include a copy of your sales receipt or bill of sale with your unit when it is returned for warranty service.
2. If it is necessary to return your product for service, please return it securely packed, preferably in the original shipping carton, and freight and insurance prepaid to the following address: ROADMASTER USA CORP., Service Department, 6 G Industrial Way West, Eatontown, New Jersey 07724.
3. Please include a detailed explanation of the problem you are having.
4. If your product is found by ROADMASTER USA CORP. to have a defect in material or workmanship, within the warranty period, it will be repaired or replaced at no charge and returned to you prepaid. Where permitted by law ROADMASTER USA CORP.'S liability shall be limited to that set forth in this warranty. This warranty shall be the exclusive remedy of the purchaser.

ROADMASTER USA CORP. makes no other warranty of any kind, expressed or implied; and all implied warranties, are hereby disclaimed by ROADMASTER USA CORP. and excluded from this warranty. ROADMASTER USA CORP., the manufacturer, distributor and seller shall not be liable for any injury, loss or damage, incidental or consequential, arising out of the use or intended use of the product.

©2004 Roadmaster (USA) Corp. All designs, logos and images are the exclusive property of Roadmaster (USA) Corp. Design Patent Pending. All rights reserved.

© Copyright 2004 Roadmaster Corp. (USA) Rev.- 030904 Printed in China 00000

Free Manuals Download Website

<http://myh66.com>

<http://usermanuals.us>

<http://www.somanuals.com>

<http://www.4manuals.cc>

<http://www.manual-lib.com>

<http://www.404manual.com>

<http://www.luxmanual.com>

<http://aubethermostatmanual.com>

Golf course search by state

<http://golfingnear.com>

Email search by domain

<http://emailbydomain.com>

Auto manuals search

<http://auto.somanuals.com>

TV manuals search

<http://tv.somanuals.com>