



RF-iCAP12 | iCapsule Quick Setup Guide



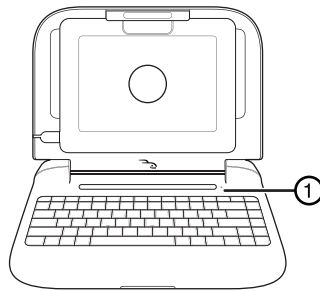
Package contents

- Keyboard (1)
- AA batteries (2)
- *Quick Setup Guide*

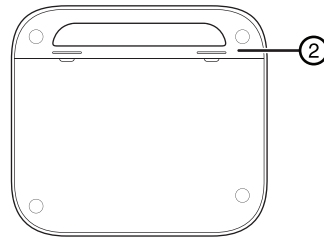
Features

- 85-key design
- 16 special keys designed for iPad
- Compact design for mobility and saving space
- Low power consumption
- Dual-color status LED indicator

iCapsule open

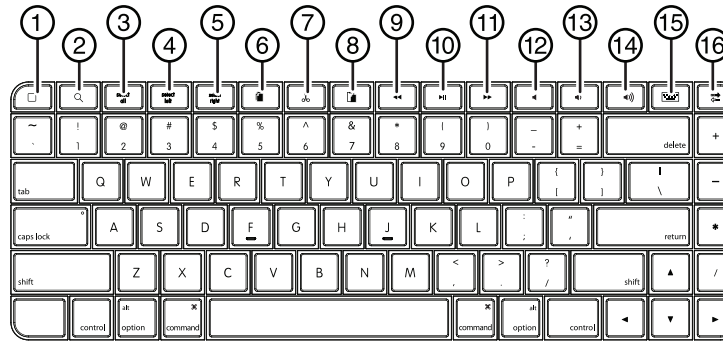


iCapsule back



#	Component	Description
1	LED indicator	Green - Lights for three seconds when keyboard is turned on Green (flashing) - Pairing Green - Caps lock on Red (flashing) - Low battery indicator
2	Battery compartment	Install batteries here

Keyboard

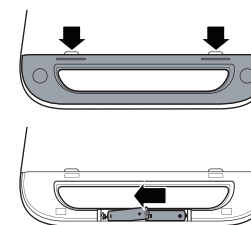


#	Description
1	Home button
2	Search button
3	Select all button
4	Select left button
5	Select right button
6	Copy button
7	Cut button
8	Paste button

#	Description
9	Previous track button
10	Play/Pause button
11	Next track button
12	Mute button
13	Volume down button
14	Volume up button
15	Virtual keyboard button
16	Connect button

Installing the batteries

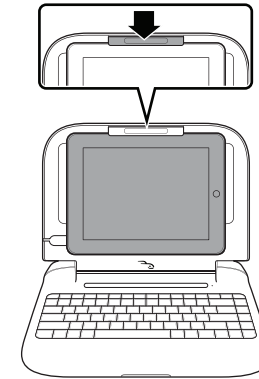
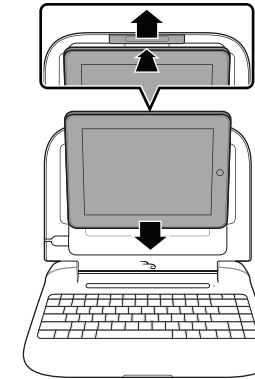
- 1 Remove the battery cover on the bottom of the iCapsule by pressing the release buttons and sliding off the cover.
- 2 Install the two AA batteries. Make sure that the + and - ends of the batteries match the markings on the battery compartment.
- 3 Replace the battery cover.



Setting up your iCapsule

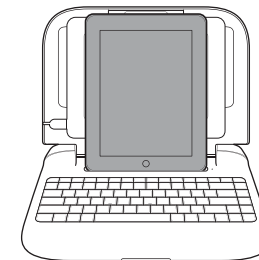
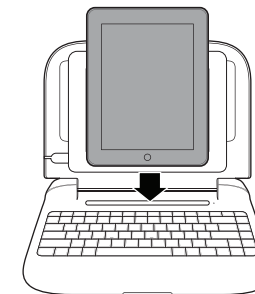
Landscape mode

- 1 Align and place the iPad onto the panel while pressing up the latch.
- 2 Release the latch to lock the iPad in place.



Portrait mode

- Align and place the iPad onto the gap.





Pairing with an iPad

To pair and connect with an iPad for the first time:

- 1 On the iCapsule, press and hold the **Connect** button (🔌) for five seconds.
- 2 On the iPad, tap **Settings > General > Bluetooth** to turn on Bluetooth. The iPad searches for devices.
- 3 Tap **iCapsule Bluetooth Keyboard**.
- 4 When prompted, enter the passkey shown on the iPad using the iCapsule keyboard, then press **Enter**.

After the iCapsule is paired with the iPad, you don't need to pair again.

Note: After a period of no activity, the keyboard enters sleep mode. To wake up the keyboard from sleep, tap a few keys and the Bluetooth icon appears in the upper right corner of the iPad.

Using the special keys

Button	Description
Home	Return to the home screen
Search	Search keywords on the iPad or the Internet
Virtual keyboard	Activate or deactivate the on-screen keyboard
Select all, Select left, or Select right	Select text
Copy or Cut	Copy text
Paste	Paste text
Play/Pause	Play or pause the music
Next track or Previous track	Listen to the next or previous song
Volume up or Volume down	Adjust the volume
Mute	Mute the volume



Legal notices

FCC Part 15

This device complies with Part 15 of the FCC Rules. Operation is subject to the following two conditions: (1) this device may not cause harmful interference, and (2) this device must accept any interference received, including interference that may cause undesired operation.

FCC warning

Changes or modifications not expressly approved by the party responsible for compliance with the FCC Rules could void the user's authority to operate this equipment.

IC RSS210

Operation is subject to the following two conditions: (1) this device may not cause interference, and (2) this device must accept any interference, including interference that may cause undesired operation of the device.

One-year limited warranty

Visit www.rocketfishproducts.com for details.

Contact Rocketfish:

For customer service, please call 1-800-620-2790.

www.rocketfishproducts.com

Distributed by Best Buy Purchasing, LLC

7601 Penn Avenue South, Richfield, MN 55423-3645 USA

© 2010 BBY Solutions, Inc., All Rights Reserved. ROCKETFISH is a trademark of BBY Solutions, Inc. All other products and brand names are trademarks of their respective owners.

Best Buy Imports, S. de R.L. de C.V. Av. Santa Fe 485, Segundo Piso, Colonia Cruz Manca, Programa Parcial de Desarrollo Santa Fe, Delegación Cuajimalpa, Distrito Federal, México 05349

© 2010 Best Buy UK Distributions Limited. All rights reserved. Distributed by Best Buy Europe Distributions Limited. 1 Portal Way, London W3 6RS



Free Manuals Download Website

<http://myh66.com>

<http://usermanuals.us>

<http://www.somanuals.com>

<http://www.4manuals.cc>

<http://www.manual-lib.com>

<http://www.404manual.com>

<http://www.luxmanual.com>

<http://aubethermostatmanual.com>

Golf course search by state

<http://golfingnear.com>

Email search by domain

<http://emailbydomain.com>

Auto manuals search

<http://auto.somanuals.com>

TV manuals search

<http://tv.somanuals.com>