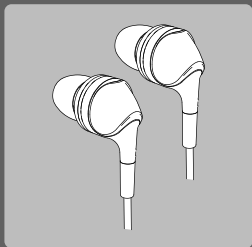


Stereo Earbud Headphones with Microphone

RF-IC3BL, RF-IC3W, RF-IC3P



Package contents

- Earbud tips: small (1 pair), medium (1 pair), large (1 pair)
- *Quick Setup Guide*

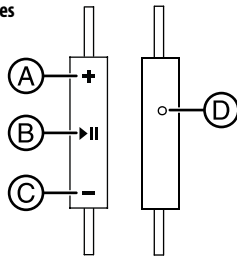
Features

- 3.5 mm gold-plated stereo plug for easy connection
- Clear and rich sound deep bass
- Includes small, medium, and large earbuds to provide a comfortable fit
- In-line microphone system includes controls for volume up/down and play/pause
- Compatible with most MP3 players and mobile phones
- Compatible with:
 - iPod touch (2nd, 3rd, and 4th generations)
 - iPod classic
 - iPod nano (4th, 5th, and 6th generations)
 - iPod shuffle (3rd and 4th generations)
 - iPhone 4
 - iPhone 3GS
 - iPad 2
 - iPad

Using your headphones

Wearing the headphones

Wear the earpiece marked **R** in your right ear and the one marked **L** in your left ear.



Parts and controls

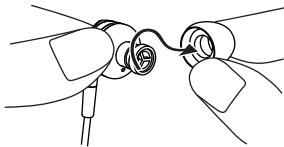
A	Volume +	Increases the volume.
B	Center button	<p>iPod: Press once to play or pause the current track. Quickly press twice to skip to the next track. Quickly press three times to skip to the previous track. If the MP3 player has a "VoiceOver" feature, press and hold to activate the feature.</p> <p>iPods and MP3 players are not mobile phones. They would not be able to answer/end calls, reject calls, etc.</p> <p>iPhone: Press once to answer or end a call. Press and hold for about two seconds to reject an incoming call.</p> <p>When you release this button, two low beeps confirm the call was rejected.</p> <p>Playing music on your iPhone: Press once to play or pause a track. Quickly press twice to skip to the next track. Quickly press three times to go to the previous track. Press and hold to start the "VoiceOver" feature, if available.</p>
C	Volume -	Decreases the volume.
D	Microphone	Speak into the microphone when on a phone call.

Earbud tips

Small, medium, and large earbud tips are included. Select the earbud tips that fit comfortably and snugly in your ears.

To detach an earbud tip

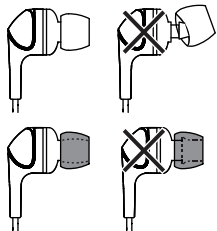
While holding the headphone, twist and pull the earbud tip off.



Tip: If the earbud tip slips and cannot be detached, wrap it in a dry soft cloth for a better grip.

To attach an earbud tip

Push the end of the earbud tip into the headphone. Make sure that the end of the earbud piece is fully covered.



Cleaning the earbud tips

Remove the earbud tips from the headphones, and wash them with a mild detergent solution.

Precautions

- Keep your headphones clean at all times especially the inside of the earbud tip.
- If any dust or ear wax accumulates inside the earbud tip, you may experience poor audio quality.
- Listening with headphones at high volume can damage your hearing.
- For traffic safety, do not use while driving or cycling.
- The earbud tips may deteriorate from long term use or storage.
- Install the earbud tips firmly onto the earbud. If an earbud tip is loose, it may detach and become lodged in your ear.
- If you store your audio device with the headphones attached, make sure that no headphone buttons are automatically pressed.



Note on static electricity

In particularly dry air conditions, you may feel a mild tingling in your ears. This is a result of static electricity accumulated in the body, and not a malfunction of the headphones. The effect can be minimized by wearing clothes made from natural materials like cotton.

Specifications

Receiver:

Driver unit: 10 mm, dometype

Power : 3mW

Impedance: 16 Ω at 1 kHz

Sensitivity: 94db/mW 10 Hz-20,000 Hz

Plug: 3.5 mm gold-plated stereo plug

Microphone:

Open circuit voltage level: -42 dB (0 dB=1 V/Pa)

One-year limited warranty

Visit www.rocketfishproducts.com for details.

Contact Rocketfish:

For customer service, call 1-800-620-2790

www.rocketfishproducts.com

© 2011 BBY Solutions, Inc. All Rights Reserved.

Distributed by Best Buy Purchasing, LLC

7601 Penn Avenue South, Richfield, MN USA 55423-3645

ROCKETFISH is a trademark of BBY Solutions, Inc. All other products and brand names are trademarks of their respective owners.

Free Manuals Download Website

<http://myh66.com>

<http://usermanuals.us>

<http://www.somanuals.com>

<http://www.4manuals.cc>

<http://www.manual-lib.com>

<http://www.404manual.com>

<http://www.luxmanual.com>

<http://aubethermostatmanual.com>

Golf course search by state

<http://golfingnear.com>

Email search by domain

<http://emailbydomain.com>

Auto manuals search

<http://auto.somanuals.com>

TV manuals search

<http://tv.somanuals.com>