

V2
FINAL
FOR PRINT





Rocketboost Wireless Card

Contents

Important safety instructions.....	3
What is Rocketboost?	4
Features	5
Card description	6
Installing the Rocketboost Wireless Card....	7
Legal notices.....	10
One-year limited warranty	13



Introduction

Congratulations on your purchase of a high quality Rocketfish product. The RF-RBCARD Rocketboost Wireless Card is used to add Rocketboost capability to specially designed products that are Rocketboost Wireless Card Ready. All Rocketboost Wireless Card Ready products include this logo.



This user guide provides general information for the Rocketboost Wireless Card. For specific information on how to use this product with your Rocketboost Wireless Card Ready product, consult the user guide for the Rocketboost Wireless Card Ready product.

Important safety instructions

- 1 Read these instructions.
- 2 Keep these instructions.
- 3 Heed all warnings.
- 4 Follow all instructions.
- 5 Do not use this apparatus near water.
- 6 Clean only with a dry cloth.

RF-RBCARD 3

- 7 Refer all servicing to qualified service personnel. Servicing is required when the apparatus has been damaged in any way, such as liquid has been spilled or objects have fallen into the apparatus, the apparatus has been exposed to rain or moisture, does not operate normally, or has been dropped.
- 8 To reduce the risk of fire or electric shock, do not expose this device to rain, moisture, dripping, or splashing.

What is Rocketboost?

Rocketboost is expandable wireless digital audio.

- Products with Rocketboost technology let you easily expand your listening experience throughout your home.
- Rocketboost does not interfere with other wireless products in your home.
- Rocketboost is uncompressed digital audio compatible with all audio formats like Dolby TrueHD and DTS-HD Master Audio used with Blu-ray.

Rocketboost Technology connects your audio devices throughout your home to form a convenient home audio network. Each Rocketboost sender device sends audio signals around the network and any Rocketboost receiver can access or tune in to that audio.



When you see the Rocketboost logo on any product, it has been designed to work with other Rocketboost products, no matter who manufactures them.

Features

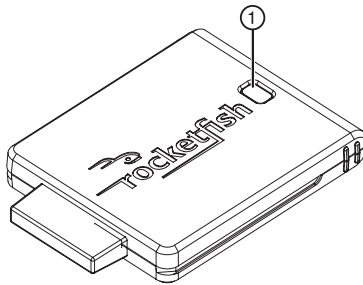
- Uncompressed Digital Wireless Audio
- 2.4 GHz unlicensed band operation
- Up to 150 feet (45 meters) unobstructed operating range

Package contents

- Rocketboost Wireless Card
- User Guide

RF-RBCARD 5

Card description



#	Feature	Description
	Status indicator	The LED lights when your Rocketboost Wireless Card Ready product is turned on and whenever there is a state change. After 5 seconds, the LED turns off and does not light again until there is a state change. The LED shows the following state information:
1		<ul style="list-style-type: none">• Lights steadily when powered on and successfully joined or connected to a Rocketboost network. The light is green if your Rocketboost Wireless Card Ready product is configured as a Hub device, otherwise the light will be blue.• Blinks slowly when not connected to a Rocketboost network.• Blinks rapidly when the Rocketboost Wireless Card Ready product is in joining mode.

6



Installing the Rocketboost Wireless Card

To install the Rocketboost Wireless Card in your Rocketboost Wireless Card Ready product:

- 1** Remove the plastic protective cover from the Rocketboost Wireless Card connector.
- 2** Align the wireless card with the Rocketboost Wireless Card Ready product's card slot.
- 3** Insert the Rocketboost Wireless Card into the Rocketboost Wireless Card Ready product. It should fit easily and securely.

Note: *The Rocketboost Wireless Card connector is keyed, so it can only be inserted one way. Check the user guide of your Rocketboost Wireless Card Ready product to determine the correct orientation of the Rocketboost Wireless Card.*

Your Rocketboost Wireless Card Ready product is now Rocketboost enabled.

Initial Rocketboost setup

The following steps give general information on adding your Rocketboost Wireless Card ready product to your Rocketboost network. For more detailed information on how to join your product to the Rocketboost network, and how to use your product's Rocketboost features, refer to the instructions in your product user guide.

Note: Every Rocketboost network must contain a device called a Hub, which directs network data traffic and helps devices join the network. The network can have only one Hub, which is selected using the Hub Status switch on all Rocketboost senders.

- If you are setting up your network for the first time, choose one of your Rocketboost senders to be your Hub by setting the Hub Status switch to **Enable**.
- If you already have a Rocketboost network established, and are adding your new Rocketboost Wireless Card Ready product to that network, then set the Hub Status switch to **Disable** on the Rocketboost Wireless Card ready product.
- The Power indicator on the Rocketboost Wireless Card lights green if the Hub Status switch is **Enabled**, and lights blue if the Hub Status switch is **Disabled**.

To establish communications with other Rocketboost devices:

Note: Every new Rocketboost device you add to your Rocketboost network must be "joined" to your Rocketboost Hub device.

- 1 If possible, bring the Rocketboost Hub device and the device you are joining to the Hub into the same room.
- 2 Press the **Power** button on the Hub device to turn it on.



- 3 Press the **Power** button on your other Rocketboost device to turn it on.
- 4 Press and hold the **Power/Join** button on the Hub device to initiate joining mode, then press and hold the **Power/Join** button on your other Rocketboost device (the devices remain in joining mode for 30 seconds). The Rocketboost power indicator LEDs on both products begin blinking rapidly.
 - When successfully joined, the power indicator LEDs on both products stop blinking and stay on.
 - If joining fails after 30 seconds, the power indicator LED begins flashing at a slower rate. If this occurs, repeat the above steps.

For more detailed information on how to use your product's Rocketboost features (like listening to music from other Rocketboost products or receiving music from other Rocketboost products), refer to the instructions in your product user guide.



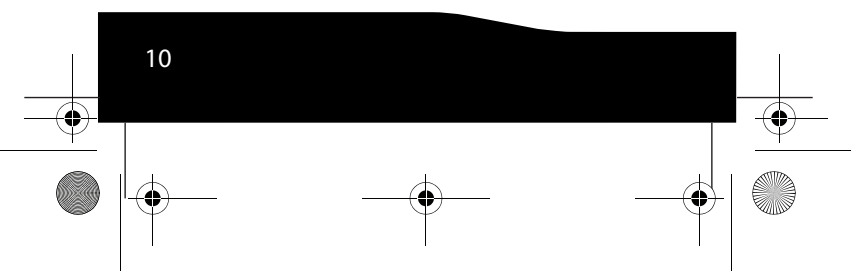
Legal notices

FCC Part 15

This device complies with Part 15 of the FCC Rules. Operation of this product is subject to the following two conditions: (1) this device may not cause harmful interference, and (2) this device must accept any interference received, including interference that may cause undesired operation.

This equipment has been tested and found to comply within the limits for a class B digital device, pursuant to Part 15 of the FCC Rules. These limits are designed to provide reasonable protection against harmful interference in a residential installation. This equipment generates, uses, and can radiate radio frequency energy and, if not installed and used in accordance with the instructions, may cause harmful interference to radio communications. However, there is no guarantee that interference will not occur in a particular installation. If this equipment does cause harmful interference to radio or television reception, which can be determined by turning the equipment off and on, the user is encouraged to try to correct the interference by one or more of the following measures:

Reorient or relocate the receiving antenna.

- Increase the separation between the equipment and receiver.
 - Connect the equipment into an outlet on a circuit different from that to which the receiver is connected.
- 



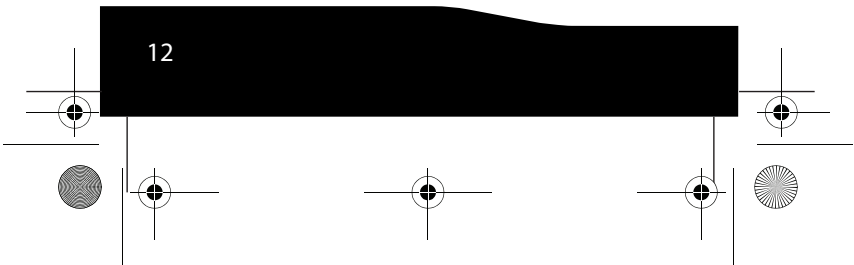
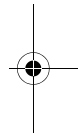
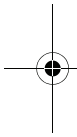

- Consult the dealer or an experienced technician for help.

FCC warning

Changes or modifications not expressly approved by the party responsible for compliance with the FCC Rules could void the user's authority to operate this equipment.

Copyright

© 2010 Rocketfish. Rocketfish and the Rocketfish logo are trademarks of BBY Solutions, Inc. Rocketboost and the Rocketboost logo are trademarks of BBY Solutions, Inc. Other brands and product names are trademarks or registered trademarks of their respective holders. Specifications and features are subject to change without notice or obligation. For service and support call (800) 620-2790.





One-year limited warranty

Rocketfish Products ("Rocketfish") warrants to you, the original purchaser of this new **RF-RBCARD** ("Product"), that the Product shall be free of defects in the original manufacture of the material or workmanship for one (1) year from the purchase of the Product ("Warranty Period"). This Product must be purchased from an authorized dealer of Rocketfish brand products and packaged with this warranty statement. This warranty does not cover refurbished Product. If you notify Rocketfish during the Warranty Period of a defect covered by this warranty that requires service, terms of this warranty apply.


How long does the coverage last?

The Warranty Period lasts for one year (365 days), beginning on the date you purchased the Product. The purchase date is printed on the receipt you received with the product.

What does this warranty cover?

During the Warranty Period, if the original manufacture of the material or workmanship of the Product is determined to be defective by an authorized Rocketfish repair center or store personnel, Rocketfish will (at its sole option): (1) repair the Product with new or rebuilt parts; or (2) replace the Product at no charge with new or rebuilt comparable products or parts. Products and parts replaced under this warranty become the property of Rocketfish and

RF-RBCARD 13



are not returned to you. If service of Products and parts are required after the Warranty Period expires, you must pay all labor and parts charges. This warranty lasts as long as you own your Rocketfish Product during the Warranty Period. Warranty coverage terminates if you sell or otherwise transfer the Product.

How to obtain warranty service?

If you purchased the Product at a retail store location, take your original receipt and the Product to the store you purchased it from. Make sure that you place the Product in its original packaging or packaging that provides the same amount of protection as the original packaging. If you purchased the Product from an online web site, mail your original receipt and the Product to the address listed on the web site. Make sure that you put the Product in its original packaging or packaging that provides the same amount of protection as the original packaging.

Where is the warranty valid?

This warranty is valid only to the original purchaser of the Product in the United States, Canada, and Mexico.

What does the warranty not cover?

This warranty does not cover:

- Customer instruction
- Installation
- Set up adjustments
- Cosmetic damage
- Damage due to acts of God, such as lightning strikes
- Accident





- Misuse
- Abuse
- Negligence
- Commercial use
- Modification of any part of the Product, including the antenna

This warranty also does not cover:

- Damage due to incorrect operation or maintenance
- Connection to an incorrect voltage supply
- Attempted repair by anyone other than a facility authorized by Rocketfish to service the Product
- Products sold as is or with all faults
- Consumables, such as fuses or batteries
- Products where the factory applied serial number has been altered or removed

REPAIR REPLACEMENT AS PROVIDED UNDER THIS WARRANTY IS YOUR EXCLUSIVE REMEDY. ROCKETFISH SHALL NOT BE LIABLE FOR ANY INCIDENTAL OR CONSEQUENTIAL DAMAGES FOR THE BREACH OF ANY EXPRESS OR IMPLIED WARRANTY ON THIS PRODUCT, INCLUDING, BUT NOT LIMITED TO, LOST DATA, LOSS OF USE OF YOUR PRODUCT, LOST BUSINESS OR LOST PROFITS. ROCKETFISH PRODUCTS MAKES NO OTHER EXPRESS WARRANTIES WITH RESPECT TO THE PRODUCT, ALL EXPRESS AND IMPLIED WARRANTIES FOR THE PRODUCT, INCLUDING, BUT NOT LIMITED TO, ANY IMPLIED WARRANTIES OF AND CONDITIONS OF MERCHANTABILITY AND FITNESS FOR A PARTICULAR

RF-RBCARD 15

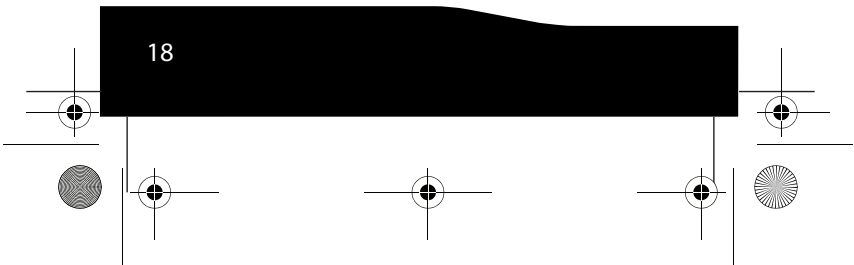
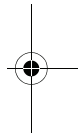
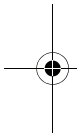



PURPOSE, ARE LIMITED IN DURATION TO THE WARRANTY PERIOD SET FORTH ABOVE AND NO WARRANTIES, WHETHER EXPRESS OR IMPLIED, WILL APPLY AFTER THE WARRANTY PERIOD. SOME STATES, PROVINCES AND JURISDICTIONS DO NOT ALLOW LIMITATIONS ON HOW LONG AN IMPLIED WARRANTY LASTS, SO THE ABOVE LIMITATION MAY NOT APPLY TO YOU. THIS WARRANTY GIVES YOU SPECIFIC LEGAL RIGHTS, AND YOU MAY ALSO HAVE OTHER RIGHTS, WHICH VARY FROM STATE TO STATE OR PROVINCE TO PROVINCE.

Contact Rocketfish:
For customer service please call 1-800-620-2790
www.rocketfishproducts.com
Distributed by Best Buy Purchasing, LLC
7601 Penn Avenue South, Richfield, Minnesota, U.S.A.
55423-3645
© 2010 BBY Solutions, Inc.
All rights reserved. ROCKETFISH is a trademark of BBY Solutions, Inc. Registered in some countries. All other products and brand names are trademarks of their respective owners.











www.rocketfishproducts.com (800) 620-2790

Distributed by Best Buy Purchasing, LLC
7601 Penn Avenue South, Richfield, MN 55423-3645 USA
© 2010 BBY Solutions, Inc.

All rights reserved. ROCKETFISH is a trademark of BBY Solutions, Inc.
All other products and brand names are trademarks of their respective owners.



10-0778
ENGLISH



Free Manuals Download Website

<http://myh66.com>

<http://usermanuals.us>

<http://www.somanuals.com>

<http://www.4manuals.cc>

<http://www.manual-lib.com>

<http://www.404manual.com>

<http://www.luxmanual.com>

<http://aubethermostatmanual.com>

Golf course search by state

<http://golfingnear.com>

Email search by domain

<http://emailbydomain.com>

Auto manuals search

<http://auto.somanuals.com>

TV manuals search

<http://tv.somanuals.com>