

Wii Dual Charge Station with rechargeable battery packs



Package contents

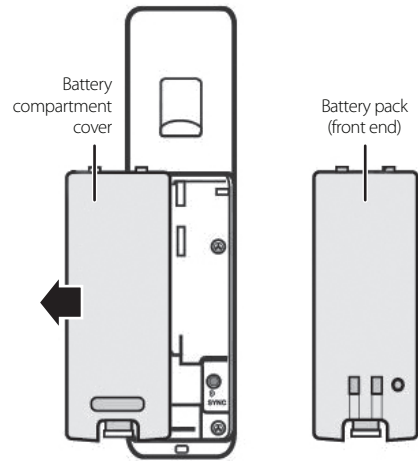
- Rechargeable battery packs for Wii remotes (2)
- Recharging station
- AC power adapter
- *Quick Start Guide*

Features

- Increases playing time of standard Wii controllers
- 100% compatible with standard Wii controllers
- Recharging status LED indicators

Installing the rechargeable battery packs

- 1 Remove any silicon skin or jacket that you have on your Wii remotes in order to access the battery compartment and then remove any batteries in the compartment.
- 2 Insert the battery pack into the battery compartment, front end first, then press the battery pack into place.



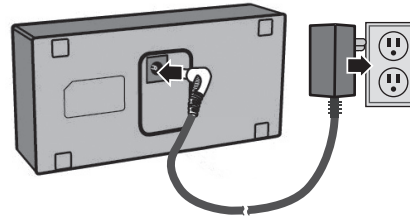
RF-GWII015

QUICK START GUIDE

RF-GWII015_08-1891_QSG_V1_EN.ind1 1

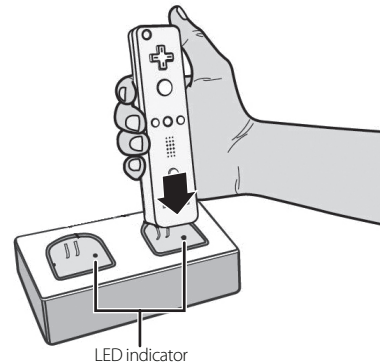
Attaching the AC power adapter

- 1 Insert the DC power connector into the DC In jack underneath the recharging station.
- 2 Connect the AC power adapter to a standard AC power outlet.



Recharging

Remove any jacket or silicon skins on your Wii remotes - they will not charge with these on. Make sure that the controller is facing forward. The charging dock glows red while the battery is recharging. When recharging is complete, the charging dock glows green.



Troubleshooting

Before contacting technical support for help, check the following:

If the remote doesn't work when using the battery pack:

- Re-install the battery pack. Make sure it is locked in place.
- Use another charged battery pack to determine whether the controller is damaged or the battery pack's charge is low.
- Try to recharge the battery pack.
- Make sure that the surrounding temperature is between 41° and 86°F (5°C~30°C)

If the recharging station doesn't charge the controllers:

- Make sure that the battery pack is correctly installed on the Wii controller.
- Make sure that you have connected the AC power adapter to the recharging station and an AC power outlet.
- If the battery pack has been stored unused for a long time, it may have become over-discharged. The recharging station may not be able to recover the battery.
- Make sure that the surrounding temperature is between between 41° and 86°F (5°C~30°C).

If battery life seems short and charging takes a long time:

- Make sure that the surrounding temperature is between between 41° and 86°F (5°C~30°C).
- Battery life may decrease over time. After 500 recharges, battery life may be only 70% of the battery life when new.

Wii is a trademark of Nintendo of America, Inc.

© 2009 Best Buy Enterprise Services, Inc. All rights reserved.



90-day limited warranty

Rocketfish Products ("Rocketfish") warrants to you, the original purchaser of this new

RF-GWII015 ("Product"), that the Product shall be free of defects in the original manufacture of the material or workmanship for 90 days from the purchase of the Product ("Warranty Period"). This Product must be purchased from an authorized dealer of Rocketfish brand products and packaged with this warranty statement. This warranty does not cover refurbished Product. If you notify Rocketfish during the Warranty Period of a defect covered by this warranty that requires service, terms of this warranty apply.

How long does the coverage last?

The Warranty Period lasts for 90 days, beginning on the date you purchased the Product. The purchase date is printed on the receipt you received with the product.

What does this warranty cover?

During the Warranty Period, if the original manufacture of the material or workmanship of the Product is determined to be defective by an authorized Rocketfish repair center or store personnel, Rocketfish will (at its sole option): (1) repair the Product with new or rebuilt parts; or (2) replace the Product at no charge with new or rebuilt comparable products or parts. Products and parts replaced under this warranty become the property of Rocketfish and are not returned to you. If service of Products and parts are required after the Warranty Period expires, you must pay all labor and parts charges. This warranty lasts as long as you own your Rocketfish Product during the Warranty Period. Warranty coverage terminates if you sell or otherwise transfer the Product.

How to obtain warranty service?

If you purchased the Product at a retail store location, take your original receipt and the Product to the store you purchased it from. Make sure that you place the Product in its original packaging or packaging that provides the same amount of protection as the original packaging. If you purchased the Product from an online web site, mail your original receipt and the Product to the address listed on the web site. Make sure that you put the Product in its original packaging or packaging that provides the same amount of protection as the original packaging.

Where is the warranty valid?

This warranty is valid only to the original purchaser of the Product in the United States, Canada, and Mexico.



What does the warranty not cover?

This warranty does not cover:

- Customer instruction
- Installation
- Set up adjustments
- Cosmetic damage
- Damage due to acts of God, such as lightning strikes
- Accident
- Misuse
- Abuse
- Negligence
- Commercial use
- Modification of any part of the Product, including the antenna

This warranty also does not cover:

- Damage due to incorrect operation or maintenance
- Connection to an incorrect voltage supply
- Attempted repair by anyone other than a facility authorized by Rocketfish to service the Product
- Products sold as is or with all faults
- Consumables, such as fuses or batteries
- Products where the factory applied serial number has been altered or removed

REPAIR REPLACEMENT AS PROVIDED UNDER THIS WARRANTY IS YOUR EXCLUSIVE REMEDY. ROCKETFISH SHALL NOT BE LIABLE FOR ANY INCIDENTAL OR CONSEQUENTIAL DAMAGES FOR THE BREACH OF ANY EXPRESS OR IMPLIED WARRANTY ON THIS PRODUCT, INCLUDING, BUT NOT LIMITED TO, LOST DATA, LOSS OF USE OF YOUR PRODUCT, LOST BUSINESS OR LOST PROFITS. ROCKETFISH PRODUCTS MAKES NO OTHER EXPRESS WARRANTIES WITH RESPECT TO THE PRODUCT, ALL EXPRESS AND IMPLIED WARRANTIES FOR THE PRODUCT, INCLUDING, BUT NOT LIMITED TO, ANY IMPLIED WARRANTIES OF AND CONDITIONS OF MERCHANTABILITY AND FITNESS FOR A PARTICULAR PURPOSE, ARE LIMITED IN DURATION TO THE WARRANTY PERIOD SET FORTH ABOVE AND NO WARRANTIES, WHETHER EXPRESS OR IMPLIED, WILL APPLY AFTER THE WARRANTY PERIOD. SOME STATES, PROVINCES AND JURISDICTIONS DO NOT ALLOW LIMITATIONS ON HOW LONG AN IMPLIED WARRANTY LASTS, SO THE ABOVE LIMITATION MAY NOT APPLY TO YOU. THIS WARRANTY GIVES YOU SPECIFIC LEGAL RIGHTS, AND YOU MAY ALSO HAVE OTHER RIGHTS, WHICH VARY FROM STATE TO STATE OR PROVINCE TO PROVINCE.



Contact Rocketfish:

For customer service please call 1-800-620-2790

www.rocketfishproducts.com

Distributed by Best Buy Purchasing, LLC

7601 Penn Avenue South, Richfield, Minnesota, U.S.A. 55423-3645

© 2009 Best Buy Enterprise Services, Inc.

All rights reserved. ROCKETFISH is a trademark of Best Buy Enterprise Services, Inc. Registered in some countries. All other products and brand names are trademarks of their respective owners.



Free Manuals Download Website

<http://myh66.com>

<http://usermanuals.us>

<http://www.somanuals.com>

<http://www.4manuals.cc>

<http://www.manual-lib.com>

<http://www.404manual.com>

<http://www.luxmanual.com>

<http://aubethermostatmanual.com>

Golf course search by state

<http://golfingnear.com>

Email search by domain

<http://emailbydomain.com>

Auto manuals search

<http://auto.somanuals.com>

TV manuals search

<http://tv.somanuals.com>