

**Woofer
Enclosures**

**RFB2082
RFB2102
RFB2122
RFB2152
RFB2103
RFB2123
RTR1082
RTR1102**

punch



**Installation Reference Sheet
Páginas de Referencia para la Instalación
Schéma d'Installation
Installations Beiblatt
Istruzioni di Installation**



RFB2082 RFB2103 RFB2102 RFB2123 RFB2122 RTR1082 RFB2152 RTR1102	8" Dual Subwoofer Enclosure 10" Triple Subwoofer Enclosure 10" Dual Subwoofer Enclosure 12" Triple Subwoofer Enclosure 12" Dual Subwoofer Enclosure 8" Wedge Subwoofer Enclosure 15" Dual Subwoofer Enclosure 10" Wedge Subwoofer Enclosure	Specification Reference Sheet
--	--	--------------------------------------



FEATURES

ENCLOSURE FEATURES

- **Input Terminal Cups** – The input terminal cups provide quick and easy connection of the enclosure to the amplifier.
- **Speaker Grilles** – The speaker grilles protect the woofers from possible puncture damage.
- **Small Sealed Enclosure** – The design of the subwoofer enclosures are small acoustic suspension systems that offer great low frequency reproduction while occupying a minimal amount of space.

SPEAKER FEATURES

- **Aluminum Voice Coil Former** – Improves thermal power handling by efficiently dissipating heat away from the voice coil.
- **Hyper-Extended Pole Piece** – Lowers distortion and provides better low frequency response by operating the voice coil in a very linear fashion throughout its travel in the magnetic field.
- **Vented Bumped Back Plate** – Allows more excursion by allowing the speaker to travel farther without bottoming out and increases power handling by circulating cool air around the voice coil assembly.

SPECIFICATIONS

RFB2082 (8" Dual Subwoofer Enclosure)

Frequency Response	40Hz - 400Hz
Nominal Impedance	4Ω (2x8Ω)
SPL (dB @ 1w/1m)	92dB
Power Handling (Watts RMS/Peak)	200W/400W
Internal Box Volume (ft ³ /liter)	0.66 (18.69L)
Overall Dimensions	10" H x 20" W x 11-3/8" D (25.40cm x 50.80cm x 28.89cm)

RFB2102 (10" Dual Subwoofer Enclosure)

Frequency Response	32Hz - 400Hz
Nominal Impedance	4Ω (2x8Ω)
SPL (dB @ 1w/1m)	94dB
Power Handling (Watts RMS/Peak)	200W/400W
Internal Box Volume (ft ³ /liter)	1.50 (42.48L)
Overall Dimensions	12" H x 24" W x 15-1/4" D (30.48cm x 60.96cm x 38.74cm)

RFB2122 (12" Dual Subwoofer Enclosure)

Frequency Response	27Hz - 400Hz
Nominal Impedance	4Ω (2x8Ω)
SPL (dB @ 1w/1m)	97dB
Power Handling (Watts RMS/Peak)	200W/400W
Internal Box Volume (ft ³ /liter)	2.50 (70.80L)
Overall Dimensions	14" H x 28" W x 18-1/8" D (35.56cm x 71.12cm x 46.04cm)

RFB2152 (15" Dual Subwoofer Enclosure)

Frequency Response	21Hz - 400Hz
Nominal Impedance	4Ω (2x8Ω)
SPL (dB @ 1w/1m)	99dB
Power Handling (Watts RMS/Peak)	300W/600W
Internal Box Volume (ft ³ /liter)	4.0 (113.28L)
Overall Dimensions	16-13/32" H x 32" W x 20-5/8" D (41.67cm x 81.28cm x 52.38cm)

RFB2103 (10" Triple Subwoofer Enclosure)

Frequency Response	32Hz - 400Hz
Nominal Impedance	2.67Ω (3x8Ω)
SPL (dB @ 1w/1m)	96dB
Power Handling (Watts RMS/Peak)	300W/600W
Internal Box Volume (ft ³ /liter)	2.25 (63.72L)
Overall Dimensions	12" H x 35" W x 15-1/4" D (30.48cm x 88.90cm x 38.74cm)

RFB2123 (12" Triple Subwoofer Enclosure)

Frequency Response	27Hz - 400Hz
Nominal Impedance	2.67Ω (3x8Ω)
SPL (dB @ 1w/1m)	99dB
Power Handling (Watts RMS/Peak)	300W/600W
Internal Box Volume (ft ³ /liter)	3.75 (106.20L)
Overall Dimensions	14" H x 41" W x 18-1/8" D (35.56cm x 104.14cm x 46.04cm)

RTR1082 (Dual 8" Wedge Subwoofer Enclosures)

Frequency Response	40Hz - 400Hz
Nominal Impedance	4Ω (2x8Ω)
SPL (dB @ 1w/1m)	87dB
Power Handling (Watts RMS/Peak - each)	100W/200W
Internal Box Volume (ft ³ /liter)	0.375 (10.62L)
Overall Dimensions (each)	13" H x 17" W x 7-1/4" D (33.02cm x 43.18cm x 18.41cm)

RTR1102 (Dual 10" Wedge Subwoofer Enclosures)

Frequency Response	32Hz - 400Hz
Nominal Impedance	4Ω (2x8Ω)
SPL (dB @ 1w/1m)	90dB
Power Handling (Watts RMS/Peak - each)	100W/200W
Internal Box Volume (ft ³ /liter)	0.65 (18.41L)
Overall Dimensions (each)	15-1/2" H x 20" W x 7-1/2" D (39.37cm x 50.80cm x 19.05cm)



Specifications subject to change without notice

RFB2082 RFB2103
RFB2102 RFB2123
RFB2122 RTR1082
RFB2152 RTR1102

8" Dual Subwoofer Enclosure 10" Triple Subwoofer Enclosure
10" Dual Subwoofer Enclosure 12" Triple Subwoofer Enclosure
12" Dual Subwoofer Enclosure 8" Wedge Subwoofer Enclosure
15" Dual Subwoofer Enclosure 10" Wedge Subwoofer Enclosure

Installation
Reference
Sheet

INSTALLATION

ENGLISH

Run the speaker cable from the amp. When routing the speaker cable from the amplifier, avoid running it close to any sources of high current (wiring harnesses). The positive (+) speaker output from the amp connects to the red terminal of the enclosure, and the negative (-) connects to the black terminal.

ESPAÑOL

Recorrido del Cable de Altavoz Desde el Amplificador. Al llevar el cable de altavoz desde el amplificador, evite que pase cerca de cualquier fuente de alto corriente (cables de alimentacion). El terminal positivo (+) de las salida de rojo, y el terminal negativo (-) al terminal negro.

FRANÇAIS

Branchement du câble du haut-parleur de l'amplificateur. En plaçant le câble du haut-parleur de l'ampli, évitez de l'approcher d'une source de courant important. La sortie positive de l'ampli se branche sur le terminal rouge du caisson, et le négatif se branche sur le terminal noir.

DEUTSCH

Anschluß des Lautsprecherkabels. Beim Anschluß des Lautsprecherkables sollten Sie darauf achten, daß das Kabel keine Fahrzeugstromkabel kreuzt, um Einsteuungen zu verhindern. Die Plus-Leitung des Lautsprecherkabels kommt in die rote Klemme des Terminals, die Negativ-Leitung in die schwarze Klemme des Terminals.

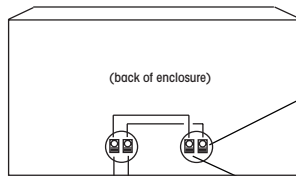
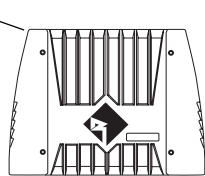
ITALIANO

Far correre il cavo dell'altoparlante all'amplificatore. Quando fate correre il cavo dell'altoparlante all'amplificatore non fatelo passare vicino a qualsiasi cavo dell'impianto elettrico di serie dell'auto. Il segnale positivo dell'altoparlante (+) in uscita dall'amplificatore é collegato al terminale rosso del diffusore, e il negativo (-) al terminale nero.

Amplifier 4Ω Mono
Amplificador 4Ω Mono
Amplificateur de 4Ω Mono
Amplifier 4Ω Mono
Amplificatore 4Ω Mono

positive
positive
positive
plus-leitung
positivo

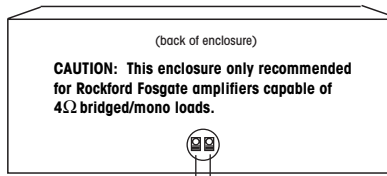
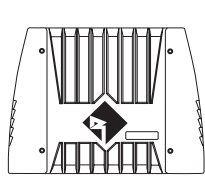
negative
negativo
négatif
negativ-leitung
negativo



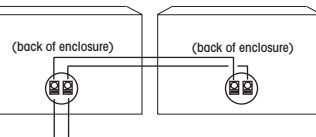
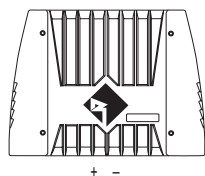
Red
Rojo
Rouge
Rot
Rosso

RFB2082 / RFB2102 / RFB2122 / RFB2152

Black
Negro
Noir
Schwarz
Nero



RFB2103 / RFB2123



RTR1082 / RTR1102

LIMITED WARRANTY INFORMATION

Rockford Corporation offers a limited warranty on Rockford Fosgate products on the following terms:

- **Length of Warranty**

1 year on speakers (not the entire enclosure)

90 days on speaker B-stock (receipt required)

- **What is Covered**

This warranty applies only to Rockford Fosgate products sold to consumers by Authorized Rockford Fosgate Dealers in the United States of America or its possessions. Product purchased by consumers from an Authorized Rockford Fosgate Dealer in another country are covered only by that country's Distributor and not by Rockford Corporation.

- **Who is Covered**

This warranty covers only the original purchaser of Rockford product purchased from an Authorized Rockford Fosgate Dealer in the United States. In order to receive service, the purchaser must provide Rockford with a copy of the receipt stating the customer name, dealer name, product purchased and date of purchase.

- **Products found to be defective** during the warranty period will be repaired or replaced (with a product deemed to be equivalent) at Rockford's discretion.

- **What is Not Covered**

1. Damage caused by accident, abuse, improper operations, water, theft
2. Any cost or expense related to the removal or reinstallation of product
3. Service performed by anyone other than Rockford or an Authorized Rockford Fosgate Service Center
4. Any product which has had the serial number defaced, altered, or removed
5. Subsequent damage to other components
6. Any product purchased outside the U.S.
7. Any product not purchased from an Authorized Rockford Fosgate Dealer

- **Limit on Implied Warranties**

Any implied warranties including warranties of fitness for use and merchantability are limited in duration to the period of the express warranty set forth above. Some states do not allow limitations on the length of an implied warranty, so this limitation may not apply. No person is authorized to assume for Rockford Fosgate any other liability in connection with the sale of the product.

- **How to Obtain Service**

Please call 1-800-669-9899 for Rockford Customer Service. You must obtain an RA# (Return Authorization number) to return any product to Rockford Fosgate. You are responsible for shipment of product to Rockford.

Ship to: **Electronics**
Rockford Corporation
Warranty Repair Department
2055 E. 5th Street
Tempe, AZ 85281
RA#: _____

Ship to: **Speakers**
Rockford Acoustic Design
(Receiving-speakers)
609 Myrtle N.W.
Grand Rapids, MI 49504
RA#: _____

MADE IN THE USA

This product is designed, developed and assembled in the USA by a dedicated group of American workers. The majority of the components used in the construction of this product are produced by American companies. However, due to the global nature of their manufacturing facilities and the electronics parts industry in general, some parts may be manufactured in other countries.

Rockford Fosgate

Rockford Corporation
546 South Rockford Drive
Tempe, Arizona 85281 U.S.A.
In U.S.A., (602) 967-3565
In Europe, Fax (49) 850-3934-014
In Japan, Fax (81) 559-79-1265
www.rockfordfosgate.com

Free Manuals Download Website

<http://myh66.com>

<http://usermanuals.us>

<http://www.somanuals.com>

<http://www.4manuals.cc>

<http://www.manual-lib.com>

<http://www.404manual.com>

<http://www.luxmanual.com>

<http://aubethermostatmanual.com>

Golf course search by state

<http://golfingnear.com>

Email search by domain

<http://emailbydomain.com>

Auto manuals search

<http://auto.somanuals.com>

TV manuals search

<http://tv.somanuals.com>