

商品のお取り扱いに関するお問い合わせは・・・

お客様相談センターまでご相談ください。
なお、お問い合わせの際には取扱説明書をご用意ください。

ローランドお客様相談センター

<受付時間> 10:00～17:00 (日曜および弊社規定の休日を除く)
<電話番号> **050-3101-2555**

※IP電話からおかけになつて繋がらない場合には、お手数ですが、電話番号の前に“0000”（ゼロ4回）をつけてNTTの一般回線からおかけください。

修理に関するお問い合わせは・・・

商品をお求めの販売店が、下記のローランドサービスステーションまでご相談ください。
なお、保証期間内の場合には保証書を添えてご相談ください。

<受付時間> 10:00～17:00 (土、日曜、祝日および弊社規定の休日を除く)
※おかけ間違いのないよう、番号をお確かめのお問い合わせください。

東京サービスステーション

TEL (03) 3251-1391

〒101-0041 東京都千代田区神田須田町2-7 ターラムビル9F

浜松サービスステーション

TEL (053) 437-3212

〒433-8118 浜松市高丘西4-7-19

大阪サービスステーション

TEL (06) 6258-2066

〒541-0053 大阪市中央区本町3-2-6 フォーバー本町ビル1F

※上記窓口の名称、所在地、電話番号等は、予告なく変更することがありますのでご了承ください。

105.4.5 現在

Information

When you need repair service, call your nearest Roland Service Center or authorized Roland distributor in your country as shown below.

AFRICA

EGYPT
Al-Fany Trading Office
330 Gilli 1, Payat Avenue
Cairo 115, Egypt
TEL: (02) 741-1828

EGYPT
Street "Hagar Al" Ashahay
Cairo 11541, Egypt
TEL: 202-417-1828

REUNION
Mission FO - YAM Marcel
150 Sims Drive,
Tel Aviv 6100, Israel
TEL: (03) 686-3076

TAIWAN
ROLAND TAIWAN
ENTERPRISE CO., LTD.
Room 5, 9th, No. 112 Chung
Shan N. Road, Sec. 2, Taipei,
Taiwan
TEL: (02) 2561-3339

THAILAND
Roland Music Co., Ltd.
330 Soi Veeng Nakorn Kasem,
Bangkok 10100, THAILAND
TEL: (02) 254-9821

VIETNAM
DISTRIBUTOR
GTAN DINH MUSIC
138 Tran Quang Khai Street
Dist. 1, Ho Chi Minh City
Vietnam
TEL: (08) 848-4168

AUSTRALIA/
NEW ZEALAND

**AUSTRALIA/
NEW ZEALAND**
ROLAND AUSTRALIA/
NEW ZEALAND
Roland Corporation
10001 CHINA, Australia
28 Campbell Avenue,
Dee Why West, NSW 2099
AUSTRALIA
For Australia
Tel: (02) 9982-8266
For New Zealand
Tel: (09) 308-715

CENTRAL/LATIN
AMERICA

ARGENTINA
Instrumentos Musicales S.A.
Av. Sanja 12, 2065
Buenos Aires, ARGENTINA
TEL: (011) 4308-2700

BARBADOS
A&B Music Supplies LTD
12 Webster Industrial Park
St. Johns, Barbados
TEL: (246) 633-1110

BRAZIL
Roland Distribuidora Ltda.
Rua Sao Jose, 280 Sala B
Parque Industrial Sao Jose
Col. - Sao Paulo - SP, BRAZIL
TEL: (011) 4615-5666

CHILE
Compania Rolando H.S.A.
Naranjal Cox #739, 4th Floor
Santiago - Centro, CHILE
TEL: (02) 688-9500

COLOMBIA
Roland Musical Ltda.
Calle 14, Bogota, Colombia
Molinos, Colombia
TEL: (574) 812529

COSTA RICA

COSTA RICA
JUAN Bambach Instrumentos
Musicales
Ave. 1, C. 11, Apt. 10237,
San Jose, COSTA RICA
TEL: 258-0211

CUBACAO
Zubade Music Center Inc.
Cruces, Netherlands Antilles
Curaçao, Netherlands Antilles
TEL: (039) 926866

DOMINICAN REPUBLIC
Instrumentos Femenia Grádez
Instrumentos Musical No.5
En La Esperanza
Santo Domingo,
Dominican Republic
TEL: (089) 668-0035

ECUADOR
Roland Music Co., Ltd.
Guayaquil - Ecuador
TEL: (593) 4210284

EL SALVADOR
OMNI MUSIC
75 Avenida Norte y Frial
Edificio No.4010 San Salvador,
El Salvador
TEL: (02) 24-1122

JORDAN

JORDAN
MUSIC HOUSE CO. LTD.
FREDDY FOR MUSIC
7, C. B. Basha, P.O. Box 111
Amman, JORDAN
TEL: (995) 562-6966

KUWAIT
ASA HUSAIN AL-YOUSIFI
& SONS CO.
Abdullah Salem Street,
Kuwait
TEL: (973) 243-099

LEBANON
ROLAND Lebanon
George Zaidan St., Chahine
5857, Achrafieh, P.O. Box, 16
Beirut, LEBANON
TEL: (01) 20-141

NORWAY

NORWAY
Roland Scandinavia Awd.
Kontor Norge
Lillestrøm, Postboks 95
Lillestrøm, N-2016 Oslo,
NORWAY
TEL: 2273 074

POLAND
MX MUSIC SP. Z.O.O.
Ul. Glinarska 4,
Warsaw, POLAND
TEL: (022) 679 41 19

PORTUGAL
Roland Music S.L.
Portugal Office
Cais das Pedras, 8/9-1 Dto
Lisboa, Porto, PORTUGAL
TEL: (351) 21 48 06

ROMANIA
Roland Music S.A.
Pala Libertatii 1,
Bucharest, ROMANIA
TEL: (266) 361 669

RUSSIA
Mufak
Musikinstrumente GmbH,
117 545 Moscow, RUSSIA
TEL: (099) 981-8467

SPAIN
Roland Iberia, S.L.
Paseo Garcia Pizar, 33/35
Barcelona, SPAIN
TEL: 93 493 91 10

SWEDEN
Roland Scandinavia AS
(Western) BELGIUM
Danvik Center 28, 2. Et.
S-13130 Nacka, SWEDEN
TEL: (08) 702 70 28

SWITZERLAND
Roland (Switzerland) AG
Mattenstrasse 10,
CH-452 Itingen,
SWITZERLAND
TEL: (061) 927-8383

UKRAINE
TIC-TAC
P.O. Box 180
29540 Mukachovo,
UKRAINE
TEL: (0313) 44-40

UNITED KINGDOM
Roland (UK) Ltd.
Enterprise Park, SWANSEA
SA7 9FL
UNITED KINGDOM
TEL: (0752) 762761

TRINIDAD

TRINIDAD
AMR Ltd
Ground Floor
Ave. 1, C. 11, Apt. 10237,
San Jose, COSTA RICA
Barataria Trinidad WL
TEL: 258-0211

URUGUAY
Todo Musica S.A.
Francisco Acuna de Figueroa
Cruces, Uruguay
TEL: (598) 24-1122

VENEZUELA
Roland Music S.L.
Allegre C.A.
Av. Las Industrias self-Guitar
#7 zona Industrial de Tunuma
Caracas, Venezuela
TEL: (212) 241-1122

USA

USA
Roland Corporation
300 S. Western Blvd.,
Coral Gables, FL 33134,
USA
TEL: (305) 443-2500

USA
Roland Corporation
300 S. Western Blvd.,
Coral Gables, FL 33134,
USA
TEL: (305) 443-2500

EUROPE

EUROPE
Roland Musikinstrumente GmbH,
Austrian Office
Edward-Boden-Gasse 8,
Wien, Austria
TEL: (01) 49 24 240

EUROPE
Roland Musikinstrumente GmbH,
Austrian Office
Edward-Boden-Gasse 8,
Wien, Austria
TEL: (01) 49 24 240

ASIA

ASIA
Roland Shanghai Electronics
China
22-32 Pan Shan Street, Taicang
Wang, New Territories,
Hong Kong
TEL: 2415 0911

INDIA
Parama Music Ltd.
Mumbai
Cheban Road South, T.S.T.,
Mumbai-400111, INDIA
TEL: (022) 2495 9061

INDONESIA
PT Cina Institutum
140-15, Sechlo-Djeng,
Jakarta Pusat
INDONESIA
TEL: (021) 6324170

KOREA
Cosmos Corporation
140-15, Sechlo-Djeng,
Jakarta Pusat
INDONESIA
TEL: (02) 3486-8855

MALAYSIA
Roland Asia Pacific Sales, Bhd.
45-1, Block C2, Jalan PUJ 1/79,
Dataran Prima, 47001 Putrajaya,
MALAYSIA
TEL: (03) 7865-3243

PHILIPPINES

PHILIPPINES
G.A. Yapagoo & Co. Inc.
330 Gilli 1, Payat Avenue
Cairo 115, Egypt
Cebu, PHILIPPINES
TEL: (02) 899 9801

SINGAPORE
SWE LEE MUSIC
COMPANY PTE. LTD.
150 Sims Drive,
Tel Aviv 6100, Israel
TEL: (03) 686-3076

TAIWAN
ROLAND TAIWAN
ENTERPRISE CO., LTD.
Room 5, 9th, No. 112 Chung
Shan N. Road, Sec. 2, Taipei,
Taiwan
TEL: (02) 2561-3339

THAILAND
Roland Music Co., Ltd.
330 Soi Veeng Nakorn Kasem,
Bangkok 10100, THAILAND
TEL: (02) 254-9821

VIETNAM
DISTRIBUTOR
GTAN DINH MUSIC
138 Tran Quang Khai Street
Dist. 1, Ho Chi Minh City
Vietnam
TEL: (08) 848-4168

PHILIPPINES

PHILIPPINES
G.A. Yapagoo & Co. Inc.
330 Gilli 1, Payat Avenue
Cairo 115, Egypt
Cebu, PHILIPPINES
TEL: (02) 899 9801

SINGAPORE
SWE LEE MUSIC
COMPANY PTE. LTD.
150 Sims Drive,
Tel Aviv 6100, Israel
TEL: (03) 686-3076

TAIWAN
ROLAND TAIWAN
ENTERPRISE CO., LTD.
Room 5, 9th, No. 112 Chung
Shan N. Road, Sec. 2, Taipei,
Taiwan
TEL: (02) 2561-3339

THAILAND
Roland Music Co., Ltd.
330 Soi Veeng Nakorn Kasem,
Bangkok 10100, THAILAND
TEL: (02) 254-9821

VIETNAM
DISTRIBUTOR
GTAN DINH MUSIC
138 Tran Quang Khai Street
Dist. 1, Ho Chi Minh City
Vietnam
TEL: (08) 848-4168

PHILIPPINES

PHILIPPINES
G.A. Yapagoo & Co. Inc.
330 Gilli 1, Payat Avenue
Cairo 115, Egypt
Cebu, PHILIPPINES
TEL: (02) 899 9801

SINGAPORE
SWE LEE MUSIC
COMPANY PTE. LTD.
150 Sims Drive,
Tel Aviv 6100, Israel
TEL: (03) 686-3076

TAIWAN
ROLAND TAIWAN
ENTERPRISE CO., LTD.
Room 5, 9th, No. 112 Chung
Shan N. Road, Sec. 2, Taipei,
Taiwan
TEL: (02) 2561-3339

THAILAND
Roland Music Co., Ltd.
330 Soi Veeng Nakorn Kasem,
Bangkok 10100, THAILAND
TEL: (02) 254-9821

VIETNAM
DISTRIBUTOR
GTAN DINH MUSIC
138 Tran Quang Khai Street
Dist. 1, Ho Chi Minh City
Vietnam
TEL: (08) 848-4168

PHILIPPINES

PHILIPPINES
G.A. Yapagoo & Co. Inc.
330 Gilli 1, Payat Avenue
Cairo 115, Egypt
Cebu, PHILIPPINES
TEL: (02) 899 9801

SINGAPORE
SWE LEE MUSIC
COMPANY PTE. LTD.
150 Sims Drive,
Tel Aviv 6100, Israel
TEL: (03) 686-3076

TAIWAN
ROLAND TAIWAN
ENTERPRISE CO., LTD.
Room 5, 9th, No. 112 Chung
Shan N. Road, Sec. 2, Taipei,
Taiwan
TEL: (02) 2561-3339

THAILAND
Roland Music Co., Ltd.
330 Soi Veeng Nakorn Kasem,
Bangkok 10100, THAILAND
TEL: (02) 254-9821

VIETNAM
DISTRIBUTOR
GTAN DINH MUSIC
138 Tran Quang Khai Street
Dist. 1, Ho Chi Minh City
Vietnam
TEL: (08) 848-4168

PHILIPPINES

PHILIPPINES
G.A. Yapagoo & Co. Inc.
330 Gilli 1, Payat Avenue
Cairo 115, Egypt
Cebu, PHILIPPINES
TEL: (02) 899 9801

SINGAPORE
SWE LEE MUSIC
COMPANY PTE. LTD.
150 Sims Drive,
Tel Aviv 6100, Israel
TEL: (03) 686-3076

TAIWAN
ROLAND TAIWAN
ENTERPRISE CO., LTD.
Room 5, 9th, No. 112 Chung
Shan N. Road, Sec. 2, Taipei,
Taiwan
TEL: (02) 2561-3339

THAILAND
Roland Music Co., Ltd.
330 Soi Veeng Nakorn Kasem,
Bangkok 10100, THAILAND
TEL: (02) 254-9821

VIETNAM
DISTRIBUTOR
GTAN DINH MUSIC
138 Tran Quang Khai Street
Dist. 1, Ho Chi Minh City
Vietnam
TEL: (08) 848-4168

PHILIPPINES

PHILIPPINES
G.A. Yapagoo & Co. Inc.
330 Gilli 1, Payat Avenue
Cairo 115, Egypt
Cebu, PHILIPPINES
TEL: (02) 899 9801

SINGAPORE
SWE LEE MUSIC
COMPANY PTE. LTD.
150 Sims Drive,
Tel Aviv 6100, Israel
TEL: (03) 686-3076

TAIWAN
ROLAND TAIWAN
ENTERPRISE CO., LTD.
Room 5, 9th, No. 112 Chung
Shan N. Road, Sec. 2, Taipei,
Taiwan
TEL: (02) 2561-3339

THAILAND
Roland Music Co., Ltd.
330 Soi Veeng Nakorn Kasem,
Bangkok 10100, THAILAND
TEL: (02) 254-9821

VIETNAM
DISTRIBUTOR
GTAN DINH MUSIC
138 Tran Quang Khai Street
Dist. 1, Ho Chi Minh City
Vietnam
TEL: (08) 848-4168

PHILIPPINES

PHILIPPINES
G.A. Yapagoo & Co. Inc.
330 Gilli 1, Payat Avenue
Cairo 115, Egypt
Cebu, PHILIPPINES
TEL: (02) 899 9801

SINGAPORE
SWE LEE MUSIC
COMPANY PTE. LTD.
150 Sims Drive,
Tel Aviv 6100, Israel
TEL: (03) 686-3076

TAIWAN
ROLAND TAIWAN
ENTERPRISE CO., LTD.
Room 5, 9th, No. 112 Chung
Shan N. Road, Sec. 2, Taipei,
Taiwan
TEL: (02) 2561-3339

THAILAND
Roland Music Co., Ltd.
330 Soi Veeng Nakorn Kasem,
Bangkok 10100, THAILAND
TEL: (02) 254-9821

VIETNAM
DISTRIBUTOR
GTAN DINH MUSIC
138 Tran Quang Khai Street
Dist. 1, Ho Chi Minh City
Vietnam
TEL: (08) 848-4168

PHILIPPINES

PHILIPPINES
G.A. Yapagoo & Co. Inc.
330 Gilli 1, Payat Avenue
Cairo 115, Egypt
Cebu, PHILIPPINES
TEL: (02) 899 9801

SINGAPORE
SWE LEE MUSIC
COMPANY PTE. LTD.
150 Sims Drive,
Tel Aviv 6100, Israel
TEL: (03) 686-3076

TAIWAN
ROLAND TAIWAN
ENTERPRISE CO., LTD.
Room 5, 9th, No. 112 Chung
Shan N. Road, Sec. 2, Taipei,
Taiwan
TEL: (02) 2561-3339

THAILAND
Roland Music Co., Ltd.
330 Soi Veeng Nakorn Kasem,
Bangkok 10100, THAILAND
TEL: (02) 254-9821

VIETNAM
DISTRIBUTOR
GTAN DINH MUSIC
138 Tran Quang Khai Street
Dist. 1, Ho Chi Minh City
Vietnam
TEL: (08) 848-4168

PHILIPPINES

PHILIPPINES
G.A. Yapagoo & Co. Inc.
330 Gilli 1, Payat Avenue
Cairo 115, Egypt
Cebu, PHILIPPINES
TEL: (02) 899 9801

SINGAPORE
SWE LEE MUSIC
COMPANY PTE. LTD.
150 Sims Drive,
Tel Aviv 6100, Israel
TEL: (03) 686-3076

TAIWAN
ROLAND TAIWAN
ENTERPRISE CO., LTD.
Room 5, 9th, No. 112 Chung
Shan N. Road, Sec. 2, Taipei,
Taiwan
TEL: (02) 2561-3339

THAILAND
Roland Music Co., Ltd.
330 Soi Veeng Nakorn Kasem,
Bangkok 10100, THAILAND
TEL: (02) 254-9821

VIETNAM
DISTRIBUTOR
GTAN DINH MUSIC
138 Tran Quang Khai Street
Dist. 1, Ho Chi Minh City
Vietnam
TEL: (08) 848-4168

PHILIPPINES

PHILIPPINES
G.A. Yapagoo & Co. Inc.
330 Gilli 1, Payat Avenue
Cairo 115, Egypt
Cebu, PHILIPPINES
TEL: (02) 899 9801

SINGAPORE
SWE LEE MUSIC
COMPANY PTE. LTD.
150 Sims Drive,
Tel Aviv 6100, Israel
TEL: (03) 686-3076

TAIWAN
ROLAND TAIWAN
ENTERPRISE CO., LTD.
Room 5, 9th, No. 112 Chung
Shan N. Road, Sec. 2, Taipei,
Taiwan
TEL: (02) 2561-3339

THAILAND
Roland Music Co., Ltd.
330 Soi Veeng Nakorn Kasem,
Bangkok 10100, THAILAND
TEL: (02) 254-9821

VIETNAM
DISTRIBUTOR
GTAN DINH MUSIC
138 Tran Quang Khai Street
Dist. 1, Ho Chi Minh City
Vietnam
TEL: (08) 848-4168

PHILIPPINES

PHILIPPINES
G.A. Yapagoo & Co. Inc.
330 Gilli 1, Payat Avenue
Cairo 115, Egypt
Cebu, PHILIPPINES
TEL: (02) 899 9801

SINGAPORE
SWE LEE MUSIC
COMPANY PTE. LTD.
150 Sims Drive,
Tel Aviv 6100, Israel
TEL: (03) 686-3076

TAIWAN
ROLAND TAIWAN
ENTERPRISE CO., LTD.
Room 5, 9th, No. 112 Chung
Shan N. Road, Sec. 2, Taipei,
Taiwan
TEL: (02) 2561-3339

THAILAND
Roland Music Co., Ltd.
330 Soi Veeng Nakorn Kasem,
Bangkok 10100, THAILAND
TEL: (02) 254-9821

VIETNAM
DISTRIBUTOR
GTAN DINH MUSIC
138 Tran Quang Khai Street
Dist. 1, Ho Chi Minh City
Vietnam
TEL: (08) 848-4168

PHILIPPINES

PHILIPPINES
G.A. Yapagoo & Co. Inc.
330 Gilli 1, Payat Avenue
Cairo 115, Egypt
Cebu, PHILIPPINES
TEL: (02) 899 9801

SINGAPORE
SWE LEE MUSIC
COMPANY PTE. LTD.
150 Sims Drive,
Tel Aviv 6100, Israel
TEL: (03) 686-3076

TAIWAN
ROLAND TAIWAN
ENTERPRISE CO., LTD.
Room 5, 9th, No. 112 Chung
Shan N. Road, Sec. 2, Taipei,
Taiwan
TEL: (02) 2561-3339

THAILAND
Roland Music Co., Ltd.
330 Soi Veeng Nakorn Kasem,
Bangkok 10100, THAILAND
TEL: (02) 254-9821

VIETNAM
DISTRIBUTOR
GTAN DINH MUSIC
138 Tran Quang Khai Street
Dist. 1, Ho Chi Minh City
Vietnam
TEL: (08) 848-4168

PHILIPPINES

PHILIPPINES
G.A. Yapagoo & Co. Inc.
330 Gilli 1, Payat Avenue
Cairo 115, Egypt
Cebu, PHILIPPINES
TEL: (02) 899 9801

SINGAPORE
SWE LEE MUSIC
COMPANY PTE. LTD.
150 Sims Drive,
Tel Aviv 6100, Israel
TEL: (03) 686-3076

TAIWAN
ROLAND TAIWAN
ENTERPRISE CO., LTD.
Room 5, 9th, No. 112 Chung
Shan N. Road, Sec. 2, Taipei,
Taiwan
TEL: (02) 2561-3339

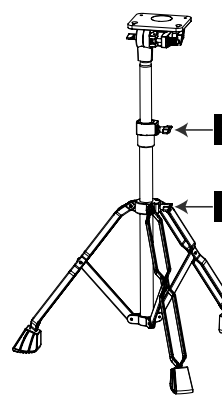
THAILAND
Roland Music Co., Ltd.
330 Soi Veeng Nakorn Kasem,
Bangkok 10100, THAILAND
TEL: (02) 254-9821

VIETNAM
DISTRIBUTOR
GTAN DINH MUSIC
138 Tran Quang Khai Street
Dist. 1, Ho Chi Minh City
Vietnam
TEL: (08) 848-4168



04126478 1KH

Download from WwW.Somanuals.com. All Manuals Search And Download.



1. Adjust the spread of the tripod.
●Recommended Tripod Spreads

When the upper surface of the mounted product is at a height of less than 750 mm from the floor (with the product already attached to the stand)
Open the tripod so that the distance between each leg (at the floor) is approximately 500 mm.

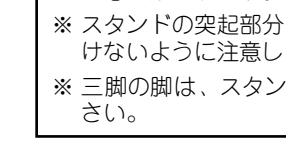
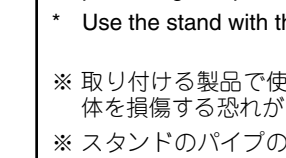
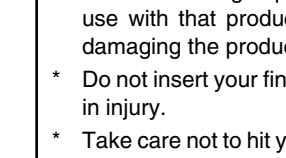

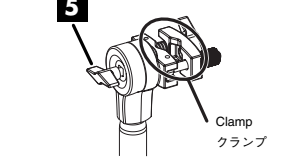
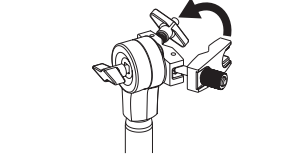
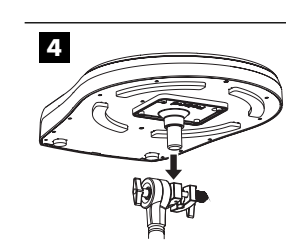
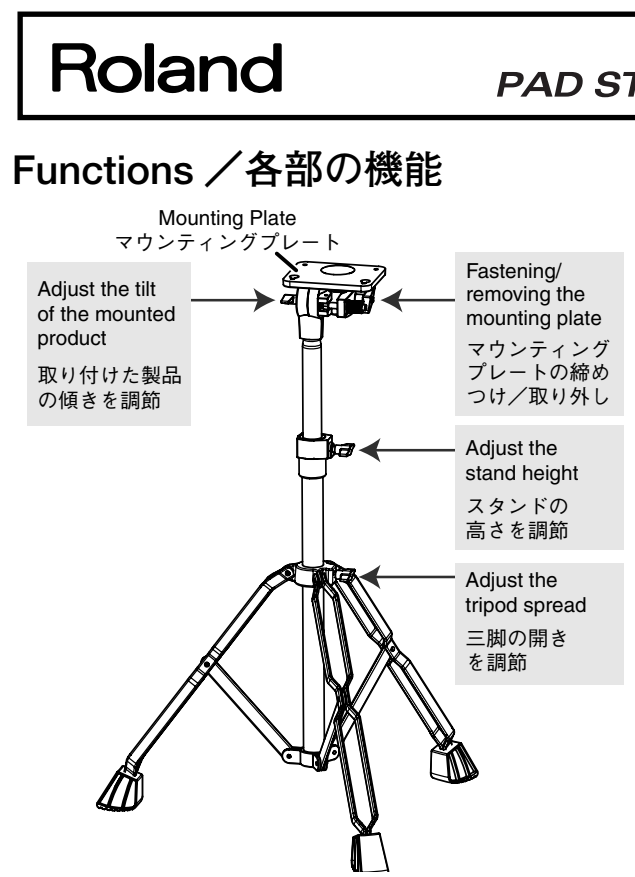
When the upper surface of the mounted product is at a height of 750 mm or greater above the floor (with the product already attached to the stand)
Open the tripod to the fullest extent.

2. Adjust the stand's height.

1. 三脚の開き具合を調節します。
○推奨する三脚の開き具合
(製品を取り付けた状態で) 床から製品上面までの高さが 750mm 未満の場合
三脚の、脚と脚の間隔を 500mm 程度開いてください。
(製品を取り付けた状態で) 床から製品上面までの高さが 750mm 以上の場合
三脚の脚をいっぱいまで開いてください。

2. スタンドの高さを調節します。

Setup / セッティングのしかた



3. Remove the mounting plate from the stand.
Using the included Allen (hex) wrench or other tool, remove the screws from the underside of the product you intend to mount, then use those screws to secure the mounting plate to the product (in four places).

3. マウンティングプレートをスタンドから取り外します。
付属の六角レンチまたはお手持ちの工具で、取り付ける製品底面のネジをはずし、そのネジを使ってマウンティングプレートを製品に取り付けます (4箇所)。

4. Attach the mounting plate to the stand.
Insert the mounting plate into the clamp, then turn the stand's bolt to secure the mounting plate.

4. スタンドに、マウンティングプレートを取り付けます。
クランプにマウンティングプレートを差し込み、スタンドのネジを回して、マウンティングプレートを固定します。

* The clamp can be used with rods having a diameter of 10.5–28.6 mm.

※ クランプに取り付け可能なロッドの外径は、直径 10.5～28.6 mm です。

5. Adjust the tilt of the mounted product.

5. 取り付けた製品の傾きを調節します。

* When mounting a product, use only the screws intended for use with that product. Otherwise, you risk scratching and/or damaging the product.

* Do not insert your fingers inside the stand pipe. This may result in injury.

* Take care not to hit your face or head against any of the stand's protruding components (T-bolts, bolts, etc.).

* Use the stand with the tripod spread out to stabilize the stand.



※ 取り付ける製品で使っているネジ以外を使用すると、製品本体を損傷する恐れがありますので使用しないでください。
※ スタンドのパイプの中に指を入れしないでください。けがをす
る恐れがあります。
※ スタンドの突起部分 (T型ボルトやネジなど) に顔や頭をぶつ
けないように注意してください。
※ 三脚の脚は、スタンドが安定するように広げて使用してくだ
さい。

この機器を正しくお使いいただくために、ご使用前に以下の「安全上のご注意」と「使用上のご注意」をよくお読みください。また、この機器の優れた機能を十分ご理解いただくためにも、取扱説明書をよくお読みください。取扱説明書は必要なときにすぐに見ることができるよう、手元に置いてください。




安全上のご注意

火災・感電・傷害を防止するには

△警告と△注意の意味について








 警告	取扱いを誤った場合に、使用者が死亡または重傷を負う可能性が想定される内容を表わしています。
 注意	取扱いを誤った場合に、使用者が傷害を負う危険が想定される場合および物的損害のみの発生が想定される内容を表わしています。 ※物的損害とは、家屋・家財および家畜・ペットにかかわる拡大損害を表わしています。

図記号の例





	△は、注意（危険、警告を含む）を表わしています。具体的な注意内容は、△の中に描かれています。左図の場合は、「一般的な注意、警告、危険」を表わしています。
	⊘は、禁止（してはいけないこと）を表わしています。具体的な禁止内容は、⊘の中に描かれています。左図の場合は、「分解禁止」を表わしています。
	●は、強制（必ずすること）を表わしています。具体的な強制内容は、●の中に描かれています。左図の場合は、「電源プラグをコンセントから抜くこと」を表わしています。

----- 以下の指示を必ず守ってください -----

警告

- この機器を使用する前に、以下の指示と取扱説明書をよく読んでください。 
- 修理／部品の交換などで、取扱説明書に書かれていないことは、絶対にしないでください。必ずお買い上げ店またはローランド・サービスに相談してください。 
- 次のような場所での使用や保存はしないでください。 
 - 温度が極端に高い場所（直射日光の当たる場所、暖房機器の近く、発熱する機器の上など）
 - 水気の近く（風呂場、洗面台、濡れた床など）や湿度の高い場所 
 - 雨に濡れる場所
 - ホコリの多い場所
 - 振動の多い場所
- この機器を、ぐらつく台の上や傾いた場所に設置しないでください。必ず安定した水平な場所に設置してください。 
- お子様のいるご家庭で使用する場合、お子様の取り扱いやいたずらに注意してください。必ず大人のかたが、監視／指導してあげてください。 
- この機器を落としたり、この機器に強い衝撃を与えないでください。 

注意

- この機器の上に乗ったり、機器の上に重いものを置かないでください。 
- 取り外したボルト、ワッシャー、パネ、ノブは、小さなお子様が誤って飲み込んだりすることのないようお子様の手の届かないところへ保管してください。 
- スタンドを使用するときには、しめ付けネジやネジを確実に締めてください。特に演奏前には確実に取り付けられているかどうか確認してください。確実に取り付けられていないとパッドや機器が落下してけがをする恐れがあります。 
- スタンドの三脚をセッティングおよび収納する際は、スタンドを持っている指をはさまないように注意してください。 

使用上のご注意

お手入れについて



- 通常のお手入れは、柔らかい布で乾拭きするか、強く絞った布で汚れを拭き取ってください。汚れが激しいときは、中性洗剤を含んだ布で汚れを拭き取ってから、柔らかい布で乾拭きしてください。
- 変色や変形の原因となるベンジン、シンナーおよびアルコール類は、使用しないでください。

Before using this unit, carefully read the sections entitled: “USING THE UNIT SAFELY” and “IMPORTANT NOTES”. These sections provide important information concerning the proper operation of the unit. Additionally, in order to feel assured that you have gained a good grasp of every feature provided by your new unit, Owner’s manual should be read in its entirety. The manual should be saved and kept on hand as a convenient reference.




USING THE UNIT SAFELY

INSTRUCTIONS FOR THE PREVENTION OF FIRE, ELECTRIC SHOCK, OR INJURY TO PERSONS








About △ WARNING and △ CAUTION Notices

 WARNING	Used for instructions intended to alert the user to the risk of death or severe injury should the unit be used improperly.
 CAUTION	Used for instructions intended to alert the user to the risk of injury or material damage should the unit be used improperly. * Material damage refers to damage or other adverse effects caused with respect to the home and all its furnishings, as well to domestic animals or pets.





About the Symbols

	The △ symbol alerts the user to important instructions or warnings. The specific meaning of the symbol is determined by the design contained within the triangle. In the case of the symbol at left, it is used for general cautions, warnings, or alerts to danger.
	The ⊘ symbol alerts the user to items that must never be carried out (are forbidden). The specific thing that must not be done is indicated by the design contained within the circle. In the case of the symbol at left, it means that the unit must never be disassembled.
	The ● symbol alerts the user to things that must be carried out. The specific thing that must be done is indicated by the design contained within the circle. In the case of the symbol at left, it means that the power-cord plug must be unplugged from the outlet.

ALWAYS OBSERVE THE FOLLOWING

- Before using this unit, make sure to read the instructions below, and the Owner’s Manual. 
- Do not attempt to repair the unit, or replace parts within it (except when this manual provides specific instructions directing you to do so). Refer all servicing to your retailer, the nearest Roland Service Center, or an authorized Roland distributor, as listed on the “Information” page. 
- Never use or store the unit in places that are: 
 - Subject to temperature extremes (e.g., direct sunlight in an enclosed vehicle, near a heating duct, on top of heat-generating equipment); or are 
 - Damp (e.g., baths, washrooms, on wet floors); or are
 - Humid; or are
 - Exposed to rain; or are
 - Dusty; or are
 - Subject to high levels of vibration.
- Make sure you always have the unit placed so it is level and sure to remain stable. Never place it on stands that could wobble, or on inclined surfaces. 
- In households with small children, an adult should provide supervision until the child is capable of following all the rules essential for the safe operation of the unit. 
- Protect the unit from strong impact. (Do not drop it!) 


CAUTION

- Never climb on top of, nor place heavy objects on the unit. 
- Should you remove bolts, washers, spring, and knobs keep them in a safe place out of children’s reach, so there is no chance of them being swallowed accidentally. 
- Make sure to firmly tighten all wing screws and bolts after you have assembled the stand and attached a pad or unit to it. You should probably also try to make a habit of checking and retightening them if necessary before every performance. You risk injury if you have loose screws or clamps, since a pad or unit can fall unexpectedly. 
- When setting up or storing the tripod stand, be careful not to pinch the fingers you use to handle the stand. 

IMPORTANT NOTES

Maintenance

- For everyday cleaning wipe the unit with a soft, dry cloth or one that has been slightly dampened with water. To remove stubborn dirt, use a cloth impregnated with a mild, non-abrasive detergent. Afterwards, be sure to wipe the unit thoroughly with a soft, dry cloth.
- Never use benzine, thinners, alcohol or solvents of any kind, to avoid the possibility of discoloration and/or deformation.

 This product must be disposed of separately at your local waste recycling centre. Do not dispose of in household waste bin.

Free Manuals Download Website

<http://myh66.com>

<http://usermanuals.us>

<http://www.somanuals.com>

<http://www.4manuals.cc>

<http://www.manual-lib.com>

<http://www.404manual.com>

<http://www.luxmanual.com>

<http://aubethermostatmanual.com>

Golf course search by state

<http://golfingnear.com>

Email search by domain

<http://emailbydomain.com>

Auto manuals search

<http://auto.somanuals.com>

TV manuals search

<http://tv.somanuals.com>