

 **Roland**

# Bass Guitar (for Synthesizer)

**G-33 / 88** OWNER'S MANUAL



G-88



G-33

  
Guitar Synthesizer

# FEATURES

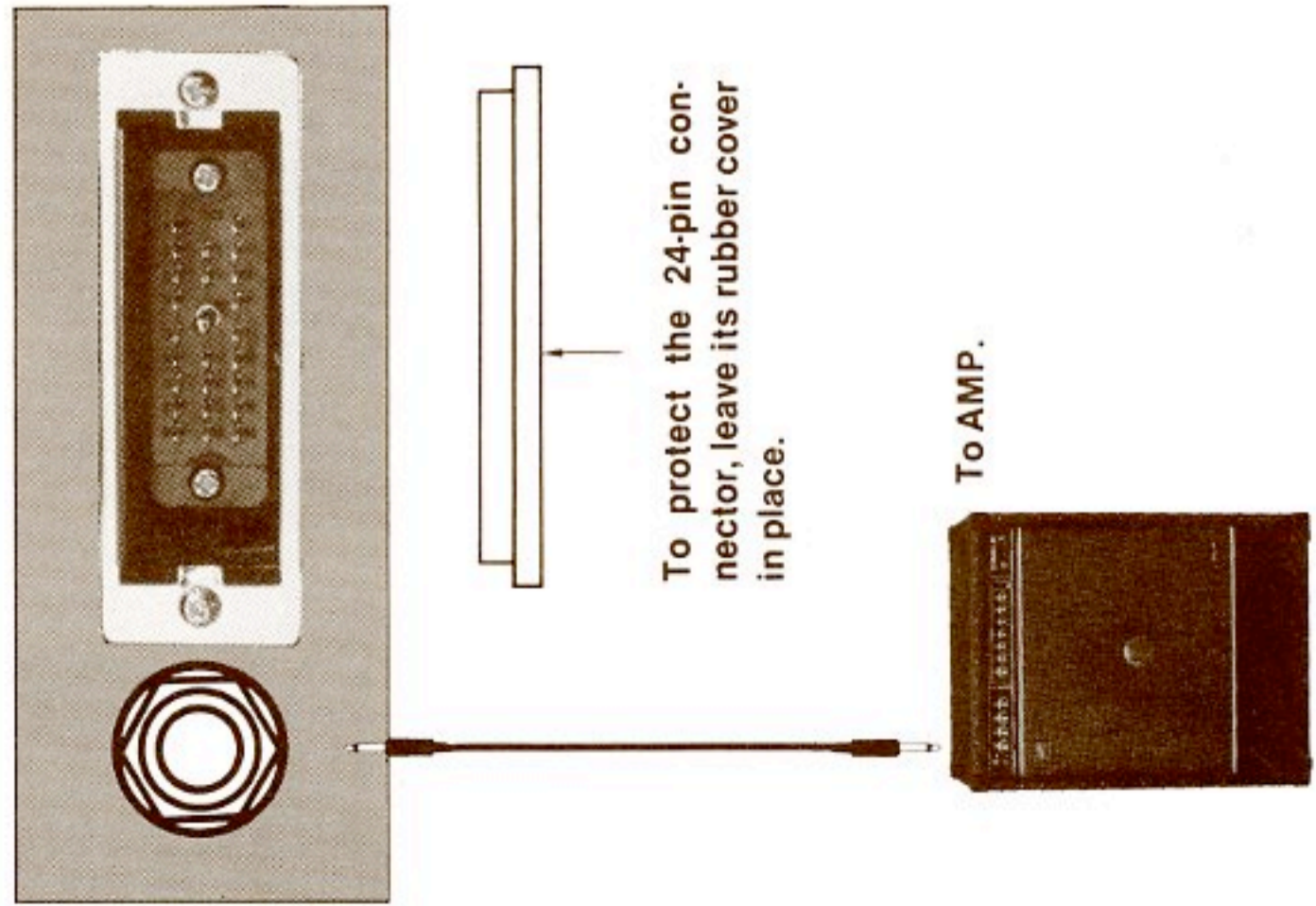
The G-33 and G-88 Bass Guitar are turned on and played in exactly the same manner as an ordinary electric bass guitar.

- The VCF cutoff frequency and resonance, vibrato ON/OFF, etc. are controlled from the bass guitar.

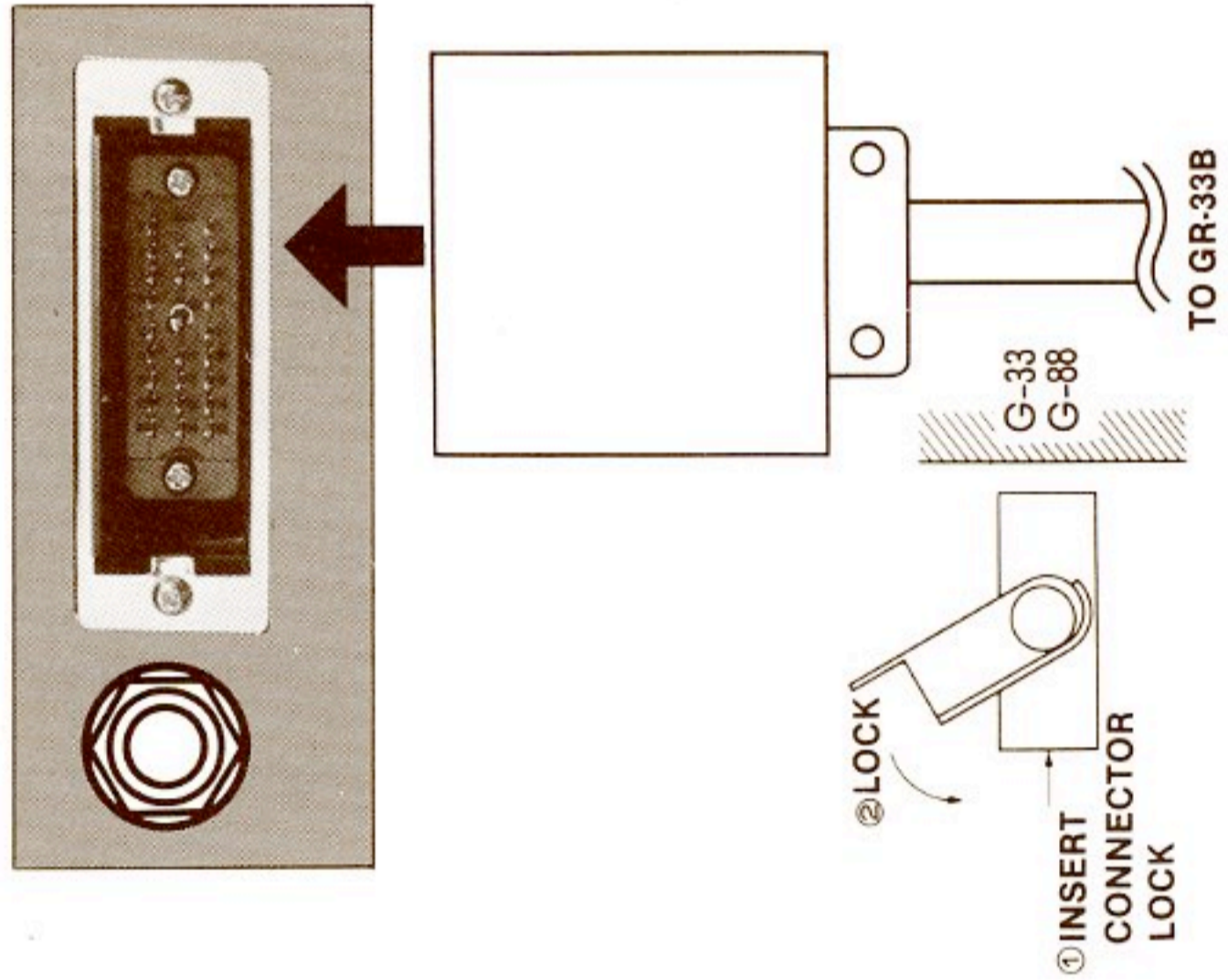
- A single coil bass pickup and two band equalizers for a good normal bass guitar sound.
- Can be used as a normal bass guitar without the Bass GUITAR Synthesizer.
- Newly designed humbucking pickup for improved noise rejection.
- Vibrato ON/OFF touch plates for simple guitar-like control of synthesizer vibrato effects.

# CONNECTIONS

Using the electric bass guitar.



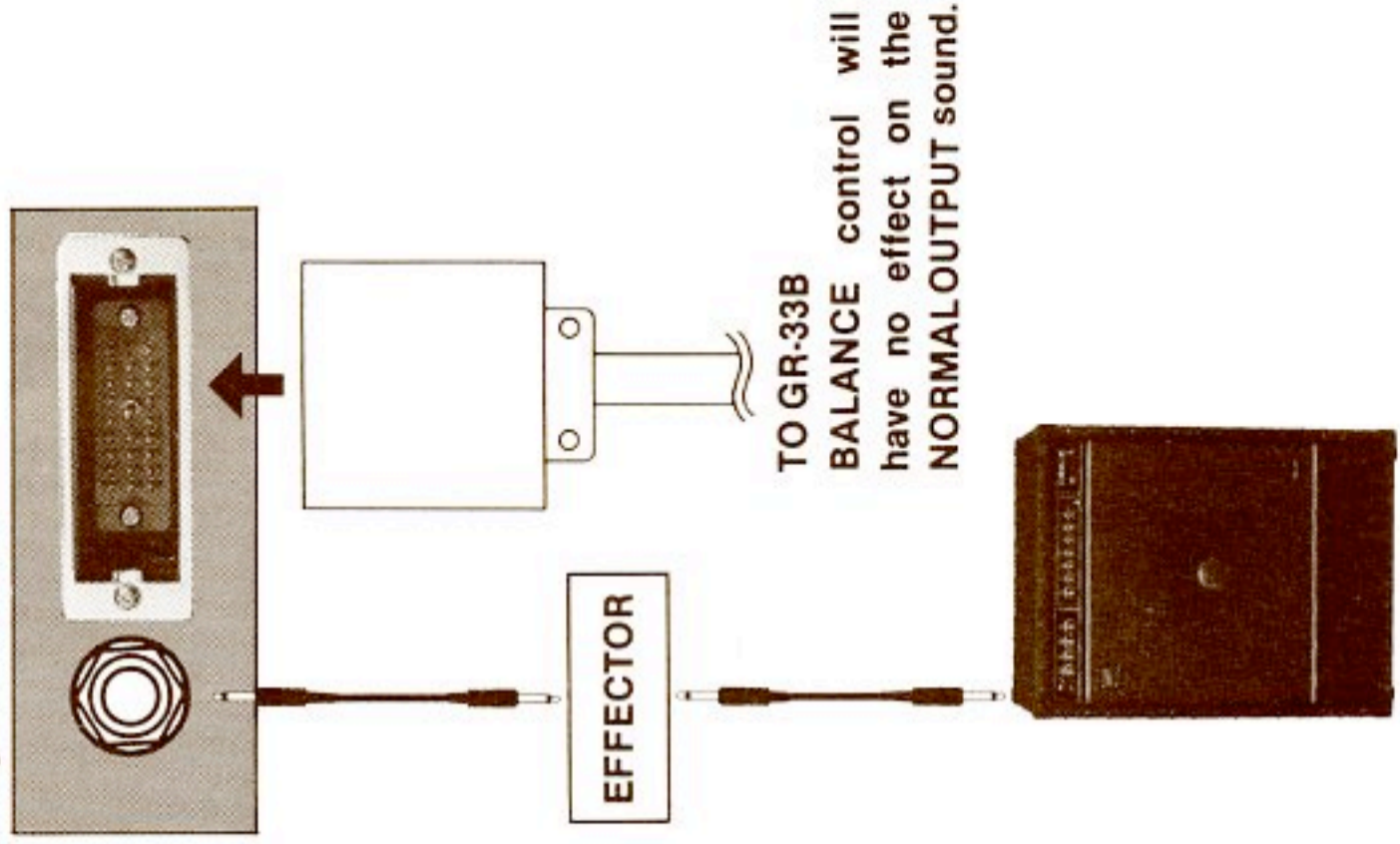
Using the GR-33B BASS GUITAR SYNTHESIZER



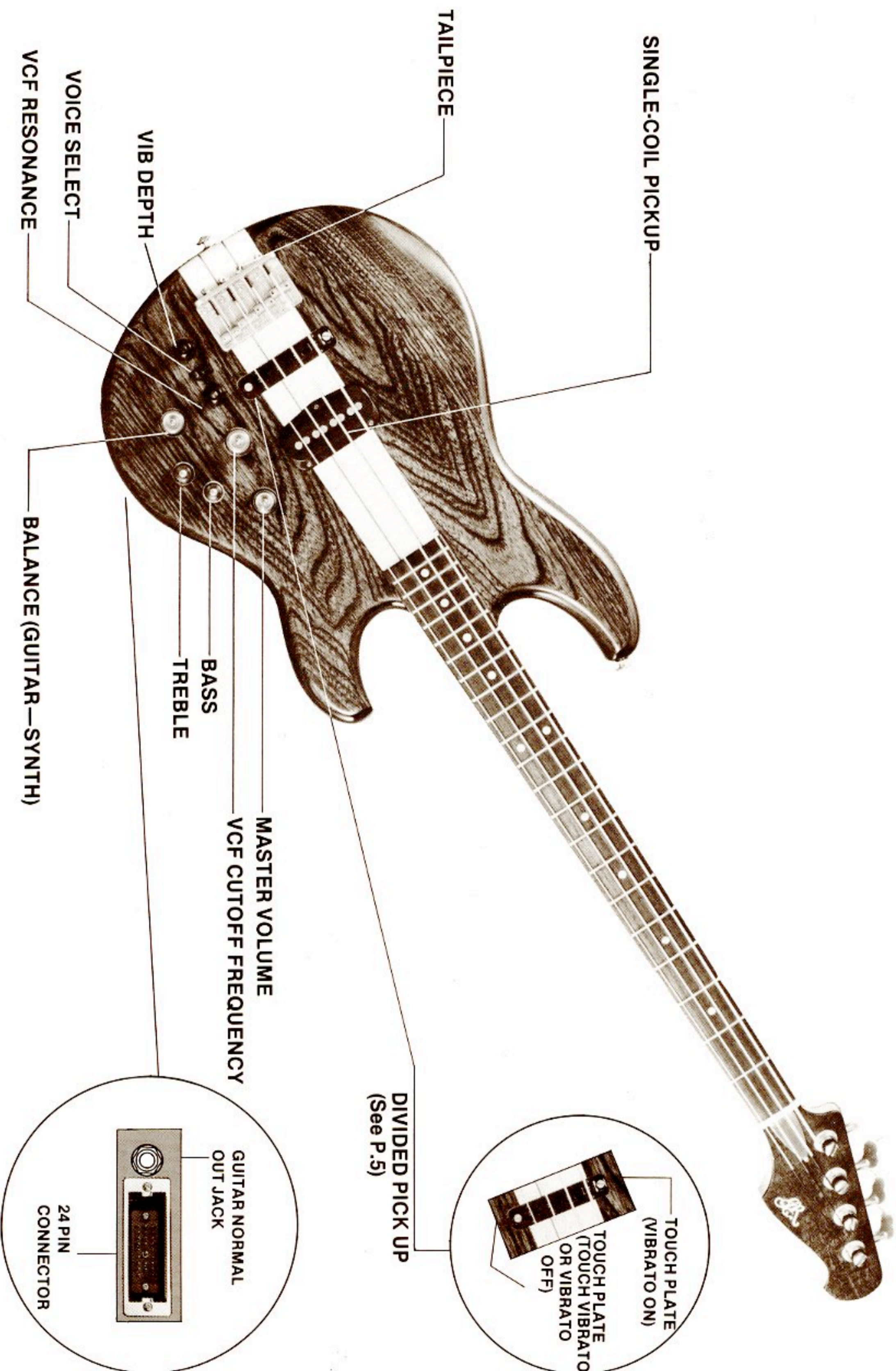
# CAUTION

- When storing the Bass Guitar Controller in its case, leave the strings tightened as when playing.
- To maintain good sound quality, do not allow the strings to become too old before replacing.
- Extreme temperatures and humidity will damage the Bass Guitar.
- The G-33 and the G-88 Bass Guitar cannot be used with the GR-500 and the GR-300.

The NORMAL OUTPUT jack may be used simultaneously with the GR-33B Guitar synthesizer.



# NAME OF CONTROLS.



# USING THE GR-33B BASS GUITAR SYNTHESIZER.

## Master Volume Control

The master volume control controls the overall volume levels of both the normal bass guitar sound and the synthesizer sound. When the Bass Guitar is connected directly to the guitar amplifier from the normal output jack, the master volume control can be used as an ordinary volume control.

## 2-Band EQ/Treble, Bass

These control the tonal quality of the normal bass guitar sound. When the treble and bass controls are set to their center click-stop position, the EQ characteristics are flat, and the single coil pickup delivers a normal bass guitar sound. Turning either of these knobs clockwise provides an EQ "boost", and turning them counterclockwise provides an EQ "cut".

## Balance Control

When the Voice Selector is set in the DUET or VCO position, it is possible to mix the normal bass guitar sound with the synthesizer sound.

When the Balance Control is turned fully clockwise, only the synthesizer sound is produced. As the knob is turned counterclockwise, the normal bass guitar sound is produced in relation to how far the control is turned.

In the fully counterclockwise position, the synthesizer sound disappears, and only the normal bass guitar sound is heard.

## VCF CUTOFF Frequency

This control accents the frequencies at the cutoff point of VCF. When this knob is turned fully clockwise, the effect will become stronger; when this control is turned fully counterclockwise, it has no effect.

## VCF Resonance

This produces a peak at the VCF CUTOFF frequency point to impart an accent to the tone.

Turning the control fully clockwise increases the peak, while turning it fully counterclockwise causes the peak to disappear.

## Vibrato Depth

This adjusts the depth of the vibrato applied to the VCO. When the knob is turned clockwise, the depth is increased. When it is turned fully counterclockwise, the depth becomes zero and the vibrato disappears.

## Touch Plates (Vibrato Switch)

The ON/OFF function of the vibrato is controlled by touch plates located on either sides of the divided pickup. One touch of the upper touch plate will turn the continuous vibrato effect ON.

The lower touch plate is used for one-touch vibrato—vibrato will be produced only as long as the plate is touched. It is also used for stopping the continuous vibrato effect started with the upper touch plate. Since touching the lower plate produces vibrato, the continuous vibrato will end when the lower plate is released.

The operation of the touch plates depends on using the body of the player to form a bridge between the plate and electrical ground.

## Voice Selector

This selector functions in 3 steps. In the Lower (GUITAR) position, only the normal bass guitar sound is produced. In the Middle (DUET) position, the synthesizer and the fundamental pitch extracted from the bass guitar sound are mixed. In the

Upper (VCO) position, only the synthesizer sound is produced. In the Middle (DUET) and Upper (VCO) positions, the normal bass guitar sound can be mixed with the synthesizer sound by using the Balance Control.

When stopping strings with the left hand, there is no problem because the left hand fingers are touching the strings which are metal and at ground potential. With vibrato effect on open strings, it may become necessary for the player to form a bridge to ground. This can be done by touching bare skin to any metal part of the Bass Guitar (or Bass Guitar Synthesizer) while simultaneously touching the plate. For example, the right hand could touch the plate and the bridge or strings, or the left hand could touch an unused string or any part of the tuning mechanism.

## Normal Output Jack

This jack is used when the G-33 or G-88 is played as an ordinary bass guitar without employing the GR-33B Bass Guitar Synthesizer. Even when using the GR-33B, however, normal bass guitar output can be derived from this jack. In this case, the normal bass guitar output is delivered from the normal jack irrespective of the position of the Balance Control.

## Battery Box

When the G-33 and G-88 are used as ordinary electric bass guitars without connecting the GR-33B, sound is not produced unless 2 "006P" batteries are inserted, since the Bass Guitar incorporate a 2-band EQ. Batteries can be replaced by simply opening the battery box.

## Battery On/Off Operation

Inserting the plug of a normal guitar cord into the normal jack of the G-33 or G-88 turns on the batteries.

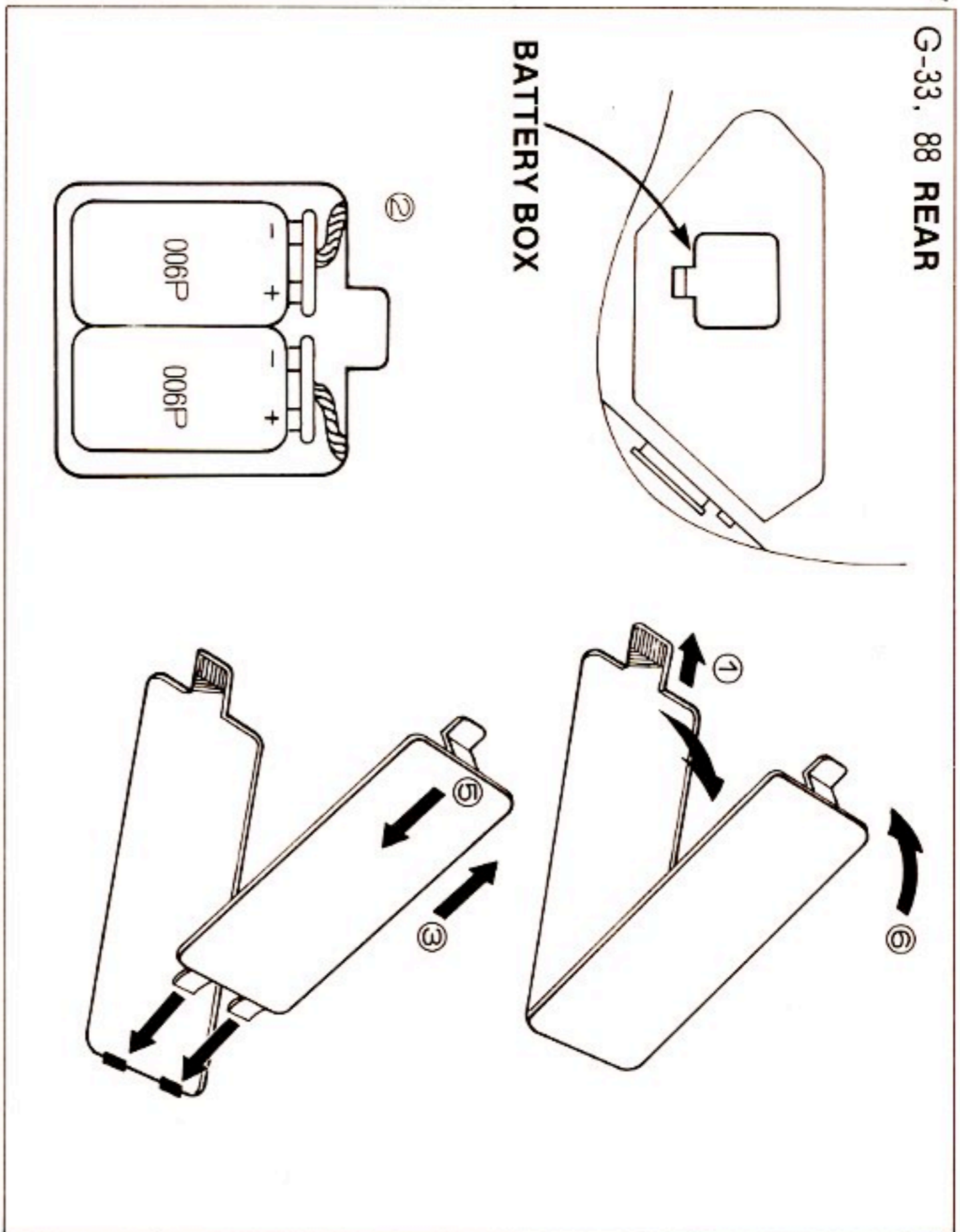
## Connectors

A 24-pin connector for the GR-33B and a normal output jack for any conventional guitar amplifier are provided.

# REPLACING BATTERY

USE ONE 9-VOLT BATTERY.

G-33, 88 REAR



# SPECIFICATIONS

G-33, G-88 OWNER'S MANUAL '80 DEC. E-2

## G-33, G-88 BASS GUITAR

Body	Ash
Neck	Set Neck, Maple (G-33) Thru Neck, Maple Walnut Laminate (G-88)
Finger Board	Ebonized Rosewood
Pick-up	Divided Pick-up (GOD1BS)
Hardware	Nicrome Plating (G-33) Gold Plating (G-88)
Controls	Total Volume, Guitar EQ (Trebel, Bass), Guitar/Synth. Balance, VCF CUTOFF Freq., VCF Resonance, Switch: VCO/DUET/ GUITAR Select-SW, Vibrato Depth Switch: LATCH VIB TOUCH-SW, UNLATCH VIB TOUCH-SW
Weight	4.2 kg

Roland Corporation

## Free Manuals Download Website

<http://myh66.com>

<http://usermanuals.us>

<http://www.somanuals.com>

<http://www.4manuals.cc>

<http://www.manual-lib.com>

<http://www.404manual.com>

<http://www.luxmanual.com>

<http://aubethermostatmanual.com>

Golf course search by state

<http://golfingnear.com>

Email search by domain

<http://emailbydomain.com>

Auto manuals search

<http://auto.somanuals.com>

TV manuals search

<http://tv.somanuals.com>