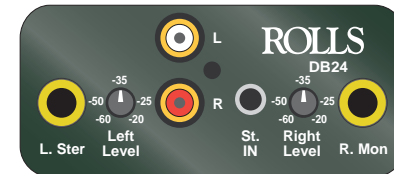
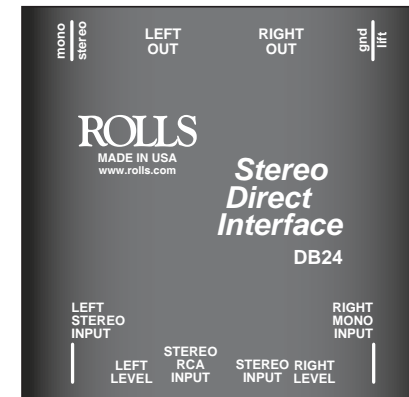



ROLLS

DB24

Stereo Direct Interface



DB24 Stereo Direct Interface

- Two channel, transformer isolation device
- Passive - no power required
- Stereo RCA, 1/8" (3.5mm), and dual 1/4 Inputs
- Balanced XLR Outputs
- Individual variable attenuators

The DB24 is an ideal impedance matching device for connecting any unbalanced stereo signal to a balanced system. Consumer audio equipment such as CD players, DVD players, MP3 players, etc., may be easily connected to a professional audio system.

DB24 St. Direct Interface



ROLLS
Rolls Corporation
Salt Lake City, UT
07/10



SPECIFICATIONS

Input Impedance :	20k - 600 Ohms
Frequency Response:	50 - 15kHz +/- 3 dB
Output Impedance:	600 Ohms
Max Output Level:	+4 dBm
Connectors:	2 ea; XLR Male, 1; Stereo RCA, 1; 1/8" (3.5mm) TRS, 2 ea; 1/4" TRS
Controls:	2 ea; Variable attenuators, 2 ea; Ground Lift switches
Weight:	1.5 lbs.
Dimensions:	3.42" w x 1.45" h x 3.325" d

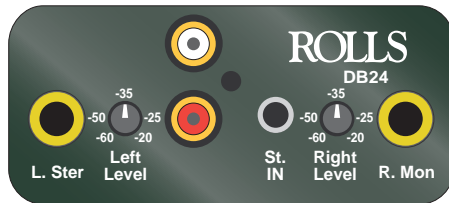
Quick Start Guide

INTRODUCTION

Thank you for purchasing the DB24 Stereo Direct Interface. This sturdy device is designed and manufactured to the most demanding specifications in order to provide years of faithful service. The DB24 converts high impedance audio signals to low impedance via Rolls proprietary audio transformers, and a variety of inputs.


DESCRIPTION

FRONT PANEL



- L.Ster: 1/4" Tip-Ring-Sleeve jack for connection to a "Left" portion of a signal, or a Tip-Ring-Sleeve "Stereo" signal.
- Left Level: Adjusts the input level to the Left channel.
- L & R: Stereo RCA jacks, for connection to an unbalanced stereo signal. Note: The Right and Left jacks may be used individually as well.
- NOTE: The Red RCA jack connects to the Right Out, and the White RCA jack connects to the Left Out.
- St. IN: 1/8" (3.5mm) Tip-Ring-Sleeve jack for connection to an unbalanced Stereo signal *only*.
- Right Level: Adjusts the input level to the Right channel.
- R. Mon: 1/4" Tip Sleeve jack for connection to the "Right" portion of a stereo signal, or to a "Mono" signal.

REAR PANEL



- Stereo/Mono When in stereo the units left and right are separate. When in Mono The left and right inputs are combined together. In mono mode you can plug a single left or right input into the DB24 and you will get output from both left and right.
- Ground Lift (Labeled "gnd/lift"): When positioned to the side of the switch labeled "lift", the shield of the XLR plug is separated from the ground pin (pin 1).
- Left/Right OUT: Balanced XLR jacks - for connection to mixer inputs, amplifiers, etc. This will effect both left and right channels.

CONNECTION / OPERATION

1/4" Jacks: Stereo Operation:

- A. Individual Right and Left connections - Connect Tip-Sleeve 1/4" plugs to the Right and Left Input jacks.
- B. Stereo Tip-Ring-Sleeve connection - Connect a Tip-Ring-Sleeve 1/4" plug to the Left/Stereo Input jack. **IMPORTANT NOTE: Connecting a Tip-Sleeve MONO plug into this jack, with nothing connected to the Right/Mono Input will result in the Right/Mono Input being shorted to ground.**

1/4" Jack: Mono Operation: Connect a Tip-Sleeve Mono plug to the Right/Mono Input.

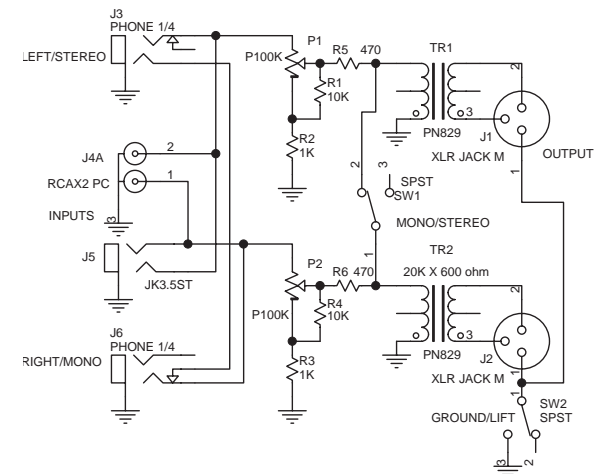
1/8" (3.5mm) Jack: Connect a Tip-Ring-Sleeve stereo plug into this jack for stereo operation only. **NOTE: Connecting a Tip-Sleeve MONO plug into this jack, with nothing connected to the Right/Mono 1/4" Input will result in the Right/Mono Input being shorted to ground.**

RCA Jacks: Connect Stereo RCA plugs into these jacks for stereo or dual-mono operation.

Connect XLR outputs to the next device in your signal chain.

Adjust the Right and Left Level controls for an appropriate input level. For example, for maximum amount of attenuation (least amount of signal), turn the Level control to -60. For minimum attenuation (maximum signal), turn the Level control up to -20.

SCHEMATIC



Rolls Corporation

5968 So 350 West
Murray Utah 84107

DB24 STEREO DIRECT INTERFACE

Document Number:	Rev:
Ba	A
Date: 25 JUNE 2010	Sheet 1 of 1

Free Manuals Download Website

<http://myh66.com>

<http://usermanuals.us>

<http://www.somanuals.com>

<http://www.4manuals.cc>

<http://www.manual-lib.com>

<http://www.404manual.com>

<http://www.luxmanual.com>

<http://aubethermostatmanual.com>

Golf course search by state

<http://golfingnear.com>

Email search by domain

<http://emailbydomain.com>

Auto manuals search

<http://auto.somanuals.com>

TV manuals search

<http://tv.somanuals.com>