


SPECIFICATIONS

Power Output, Stereo:	80 Watts RMS/ch. 4 Ω 50 Watts RMS/ch. 8 Ω 150 Watts RMS 8 Ω
Bridged	<1 VRMS for full output
Sensitivity:	<.08% (1kHz @ 1 Watt).05%
THD, IMD:	106 dBu
S/N Ratio:	50 Hz - 25 kHz +/- 1dB
Power Bandwidth:	> 150
Damping Factor:	100 Volts/microSecond
Slew Rate:	<10 Deg., 20Hz - 20kHz
Phase Shift:	10 K Ω Balanced
Input Impedance:	120 VAC 60Hz 2.5A
Power:	230 VAC 50Hz
Size:	19" x 3.5" x 7.5" (48 x 9 x 19 cm)
Weight:	12 lbs (5.5 kg)



RA280 Power Amplifier

80 Watt Stereo
150 Watt Bridged

LIMITED WARRANTY

This product is warranted to the original consumer purchaser to be free from defects in materials and workmanship under normal installation, use and service for a period of one (1) year from the date of purchase as shown on the purchaser's receipt.

The obligation of Rolls Corporation under this warranty shall be limited to repair or replacement (at our option), during the warranty period of any part which proves defective in material or workmanship under normal installation, use and service, provided the product is returned to Rolls Corporation, TRANSPORTATION CHARGES PREPAID. Products returned to us or to an authorized Service Center must be accompanied by a copy of the purchase receipt. In the absence of such purchase receipt, the warranty period shall be one (1) year from the date of manufacture.

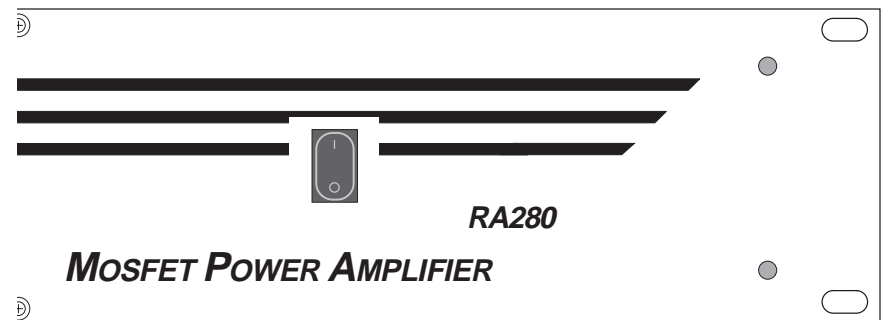
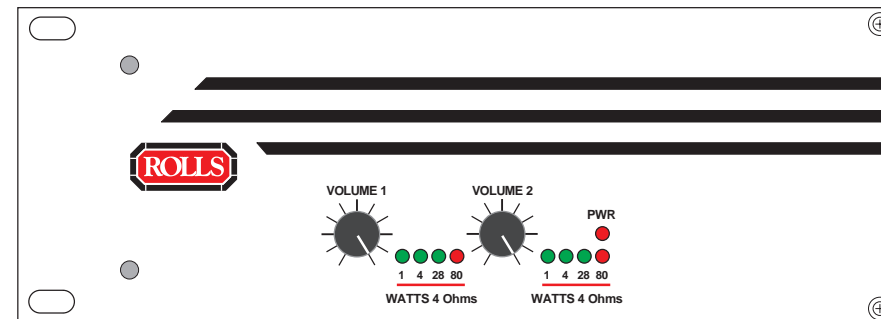
This warranty shall be invalid if the product is damaged as a result of defacement, misuse, abuse, neglect, accident, destruction or alteration of the serial number, improper electrical voltages or currents, repair, alteration or maintenance by any person or party other than our own service facility or an authorized Service Center, or any use violative of instructions furnished by us.

This one-year warranty is in lieu of all expressed warranties, obligations or liabilities. ANY IMPLIED WARRANTIES, OBLIGATIONS, OR LIABILITIES, INCLUDING BUT NOT LIMITED TO THE IMPLIED WARRANTIES OF MERCHANTABILITY AND FITNESS FOR A PARTICULAR PURPOSE, SHALL BE LIMITED IN DURATION TO THE ONE YEAR DURATION OF THIS WRITTEN LIMITED WARRANTY. Some states do not allow limitations on how long an implied warranty lasts, so the above limitation may not apply to you.

IN NO EVENT SHALL WE BE LIABLE FOR ANY SPECIAL, INCIDENTAL OR CONSEQUENTIAL DAMAGES FOR BREACH OF THIS OR ANY OTHER WARRANTY, EXPRESSED OR IMPLIED, WHATSOEVER. Some states do not allow the exclusion or limitation of special, incidental or consequential damages so the above limitation or exclusion may not apply to you. This warranty gives you specific legal rights, and you may also have other rights which vary from state to state.



Rolls Corporation
Salt Lake City, UT
12/98



OWNERS MANUAL

Thank you for your purchase of the Rolls RA280 Power Amplifier. The RA280 is a stereo 80 Watt/channel RMS power amplifier in a standard 2 rack space format. It is intended for professional audio, musical, and studio applications. The unit features 80W per channel RMS into four ohms, 50W per channel RMS into eight ohms, and 150 watts into eight ohms bridged.

The unit also features MOSFET drivers in a voltage and current gain circuit, a one-second input turn on delay, and LED power output meters. The RA280 is built solid and has a painted steel chassis, special high-performance transformers and a fused power line. The MOSFET output stage is fault protected and helps the RA280 forgive output shorts.

INSPECTION


1. Unpack and Inspect the RA280 package

Your RA280 was carefully packed at the factory in a protective carton. Nonetheless, be sure to examine the unit and the carton for any signs of damage that may have occurred during shipping. If obvious physical damage is noticed, contact the carrier immediately to make a damage claim. We suggest saving the shipping carton and packing materials for safely transporting the unit in the future.

2. Please complete the Warranty Registration Card and return it to the factory.

INSTALLATION

Connect the power cord to an AC power source, connect the input to the signal source and to the RA280 via the RCA or 1/4" input jacks. Speakers may be connected by using 1/4" jacks, or the dual banana posts which are preferred. When using in bridged mode, the banana connectors must be used. Turn the Volume controls fully counterclockwise (off), and turn on the power switch, the power LED should light. With the program material running, slowly increase the Volume controls until the desired level of sound is present. We've included the one second turn-on delay to prevent possible speaker damage in case all equipment is on a single power strip.



BRIDGING

To bridge the RA280, move the Bridging switch to the "Bridge" position. The Channel 1 knob controls the level of the bridged output, Channel 2 knob is inactive.

Connect the input to Channel 1 input, then connect the load to the two positive (red) banana jacks. Make no connections to the black banana jacks. The level meters will both light, and the output power into 8 ohms is the sum of the LEDs that light.

FAULT PROTECTION

The fault protection in the RA280 limits the current to the output stage in the faulted channel and turns on all the LEDs in that channel. This mode is entered whenever the output stage is called upon for too much power, it may also be fooled by impedances lower than four ohms which may cause the output stage to overheat and burn up the MOSFETs.

IMPORTANT: Since the RA280 is convection cooled, the unit radiates heat from the rear and, depending on it's load demand, it may become very hot if drawn upon heavily.

Should the unit need service, contact Rolls directly, obtain a Return Authorization number (RA Number), and return the unit to us for repair.

SCHEMATIC

Free Manuals Download Website

<http://myh66.com>

<http://usermanuals.us>

<http://www.somanuals.com>

<http://www.4manuals.cc>

<http://www.manual-lib.com>

<http://www.404manual.com>

<http://www.luxmanual.com>

<http://aubethermostatmanual.com>

Golf course search by state

<http://golfingnear.com>

Email search by domain

<http://emailbydomain.com>

Auto manuals search

<http://auto.somanuals.com>

TV manuals search

<http://tv.somanuals.com>