



5.1 Surround Sound Gaming Headset with Vibration

Casque de jeu avec son surround 5.1 et effet vibrations

RHTS-8206

User Manual

CONTENTS

1. Introduction	1
2. System requirements	1
3. Structure	1
• Headset	1
• Headset Operations	2
4. Installation	2
5. Snapshot for advanced sound features	4
A. Main setting	4
B. Karaoke/ Magic voice	5
C. Usb multi-channel audio device	6
D. Effects	6

1 Introduction

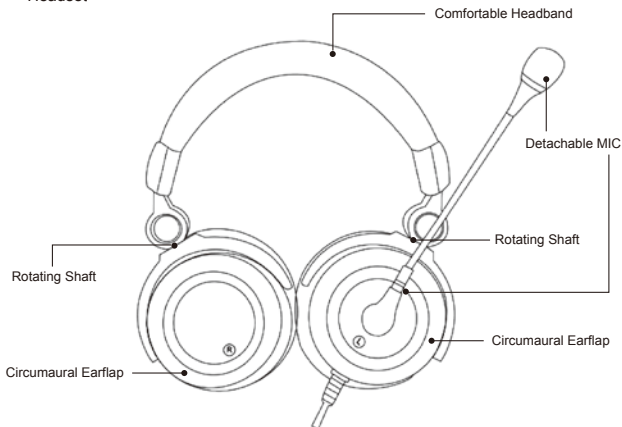
Thank you for choosing 5.1 Surround Sound Gaming Headset with Vibration. The following information will help you to use your headset to its full capabilities.

2 System requirements

- Pentium® P4 1.2G CPU
- Free USB2.0 port
- 256MB RAM internal memory minimum
- 500MB free hard disk space
- Internet connection
- CD-ROM drive
- Windows compatible sound card and speakers
- Windows® XP Service Pack II
- Windows Vista™ / Windows 7

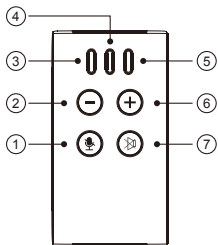
3 Structure

- Headset



- Headset Operations

1. Microphone switch
2. Volume down
3. Operation indicator for microphone
4. Operation indicator for vibration
5. Operation indicator for Headset
6. Volume up
7. Music Mute



4

Installation

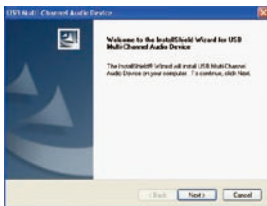
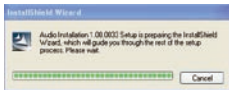
RHTS-8206 is UVC headset. There is no need to install any driver for 5.1 channel surround sound with vibration. Plug the headset into a USB port on your computer, then you can enjoy the music or games!

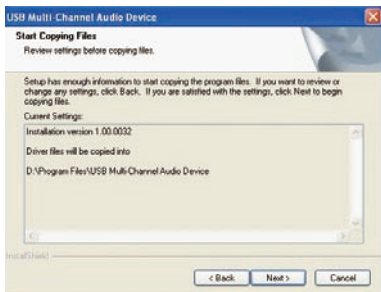


Note:

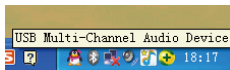
Some application programs may request to restart computer. Please follow the instruction and restart your computer.

1. Plug the headset into a USB port on your computer,
2. Insert installation disk into your CD-ROM drive, open the window of drivers and double click "Setup.exe", click "Finish" at the end of installation.







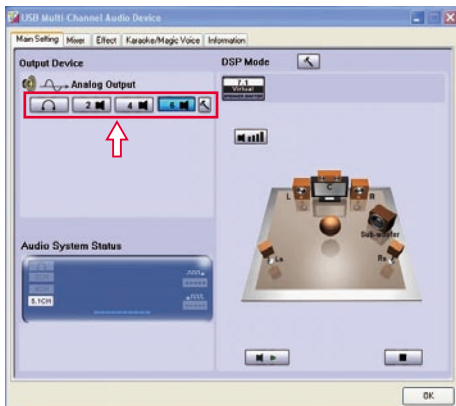
3. After installation an icon will appear on the taskbar.



5 Snapshot for advanced sound features

A. Main setting

Click here to select audio system status:  , 2 CH, 4CH and 5.1CH.
Click  to the speaker environment.





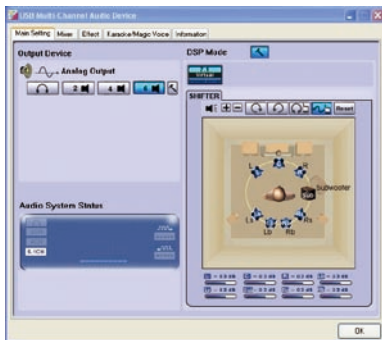
for virtual 7.1

channel, click



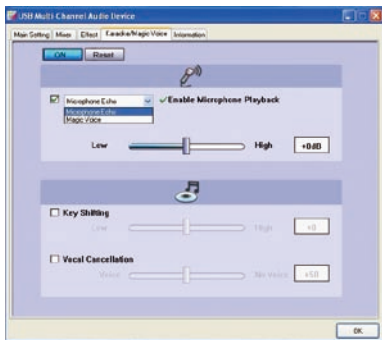
to adjust the position for

each driver and subwoofer.



B. Karaoke/ Magic voice

On this tab you can select effect, such as "Echo" (Microphone echo) and "Magic voice".



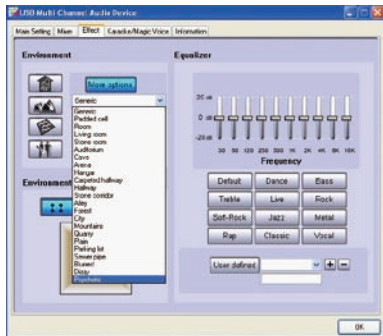
C. Usb multi-channel audio device

You can adjust the volume of speaker and microphone on this tab.



D. Effects

23 different effects are available on this tab. You can choose sound environments, adjust equalizer and define the frequency.





Thank you for purchasing a High-Quality Rosewill Product.

Please register your product at : www.rosewill.com for complete warranty information and future support for your product.

If you have any question while using our products, please visit our website : www.rosewill.com

Download from www.Somanuals.com. All Manuals Search And Download.

Rosewill[®]

www.rosewill.com

Free Manuals Download Website

<http://myh66.com>

<http://usermanuals.us>

<http://www.somanuals.com>

<http://www.4manuals.cc>

<http://www.manual-lib.com>

<http://www.404manual.com>

<http://www.luxmanual.com>

<http://aubethermostatmanual.com>

Golf course search by state

<http://golfingnear.com>

Email search by domain

<http://emailbydomain.com>

Auto manuals search

<http://auto.somanuals.com>

TV manuals search

<http://tv.somanuals.com>