

Package Contents

- 1 x 7.1 Channel USB Sound Box
- 1 x USB Cable
- 1 x Driver CD
- 1 x User Manual

Features

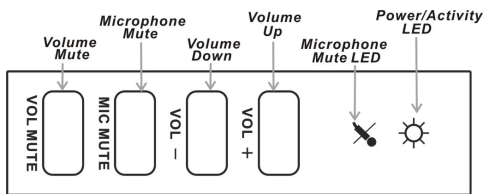
- USB spec. 2.0 full speed compliant
- USB audio device class spec. 1.0 and USB HID class spec. 1.1 compliant
- Full-duplex recording and play-back
- 7.1 connection
- SPDIF optical digital input and output
- 3.5mm jack connectors
- Support 48/44.1 KHz sampling rate for both playback and recording
- Support Windows® XP/Vista/7/8 (32/64 bit)

System Requirements

- Windows® XP/Vista/7/8 (32/64 bit)
- Available USB port
- DirectX 8.1 above is required

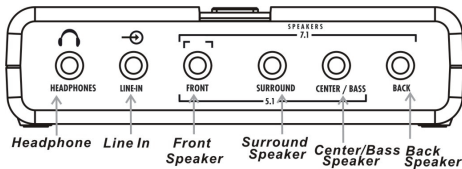
Hardware Description

Figure 1. Buttons & Indicators



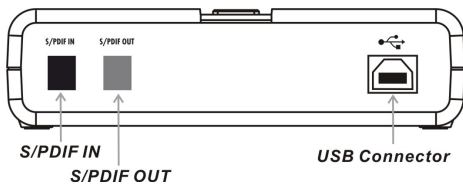
- Volume Mute: Press this button to mute/un-mute audio outputs.
- Microphone Mute: Press this button to mute/un-mute microphone.
- Volume (UP, Down): Increases or decreases audio output volume.
- Microphone Mute LED: When the microphone inputs are muted, the light will turn on.
- Power/Activity LED: The light will be on when the system is powered up. The light will blink when activity is detected.

Figure 2. Connectors (Front)



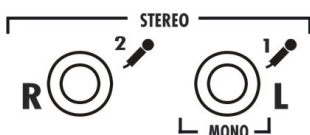
- Headphone: Connect to headphone.
 - Line In: Connect to tape/CD/DVD Player, or other audio sources for output mixing and/or recording.
 - Front Speaker: Connect to Front speakers.
 - Surround Speaker: Connect to Surround speakers while in 4/5.1/7.1 channel modes.
 - Center/Bass Speaker: Connect to Center/Bass speakers while in 5.1/7.1 channel modes.
 - Back Speaker: Connect to Back speakers while in 7.1 channel mode.
- *U-701 outputs line level signals for powered speakers, you will need an amplifier to use with passive speakers.

Figure 3. Connectors (Back)



- S/PDIF IN: Connect to digital output of external audio device via an optical S/PDIF cable.
- S/PDIF OUT: Connect to digital input of external audio device via an optical S/PDIF cable.
- USB Connector: Plugs into the system's USB port

Figure 4. Connectors (Side)

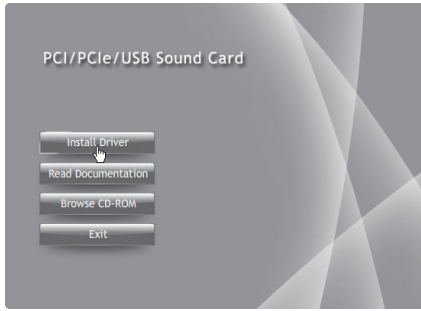


- MIC (1) IN: Connect to a microphone (Mono left channel)
- MIC (2) IN: Connect to a microphone (Mono right channel)

Stereo microphone support when connecting to MIC (1) and Mic (2) connectors.

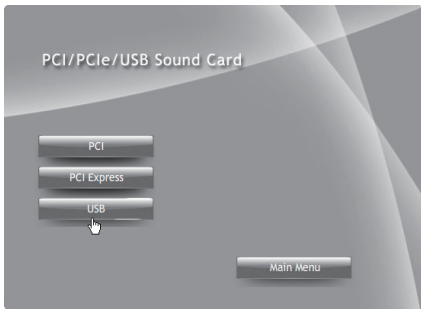
Driver Installation

For Windows® XP/Vista/7/8 (32/64 bit)



1. Insert the provided CD into your disk drive. The CD-ROM will start automatically. The following screen will show up and please click “Install Driver”

*Note: If the install program doesn't run automatically, please locate and double-click on the Autorun.exe file in the CD to launch the install program.



2. Please click “USB”



3. Please click “CM6206 8CH” to start the installation

4. Follow the instructions on screen to install the driver

*Note: Actual image may vary

Product Specifications

Audio Core

| | |
|-------------|-------------|
| Channels | 7.1 |
| Sample Rate | 44.1/48 Khz |
| Bit Depth | 16 bit |

Ports

| | |
|----------|------------------------------------|
| Line In | 3.5mm Stereo |
| Line Out | Front, Surround, Center/bass, Back |
| MIC In | Yes |
| S/PDIF | Optical In/Out |

Compatibility

| | |
|----------------|---|
| Interface | USB 2.0 Full Speed, Compatible with USB 3.0/1.0 |
| OS Requirement | Windows XP/Vista/7/8 (32 or 64 bit) |

Rosewill Technical Support information

1-800-575-9885 Monday - Friday 8AM - 5PM PST
techsupport@rosewill.com

Thank you for purchasing a quality Rosewill Product.
Please register your product at : www.rosewill.com
for complete warranty information and future support for your product.
Download from www.Somanuals.com. All Manuals Search And Download.

Free Manuals Download Website

<http://myh66.com>

<http://usermanuals.us>

<http://www.somanuals.com>

<http://www.4manuals.cc>

<http://www.manual-lib.com>

<http://www.404manual.com>

<http://www.luxmanual.com>

<http://aubethermostatmanual.com>

Golf course search by state

<http://golfingnear.com>

Email search by domain

<http://emailbydomain.com>

Auto manuals search

<http://auto.somanuals.com>

TV manuals search

<http://tv.somanuals.com>