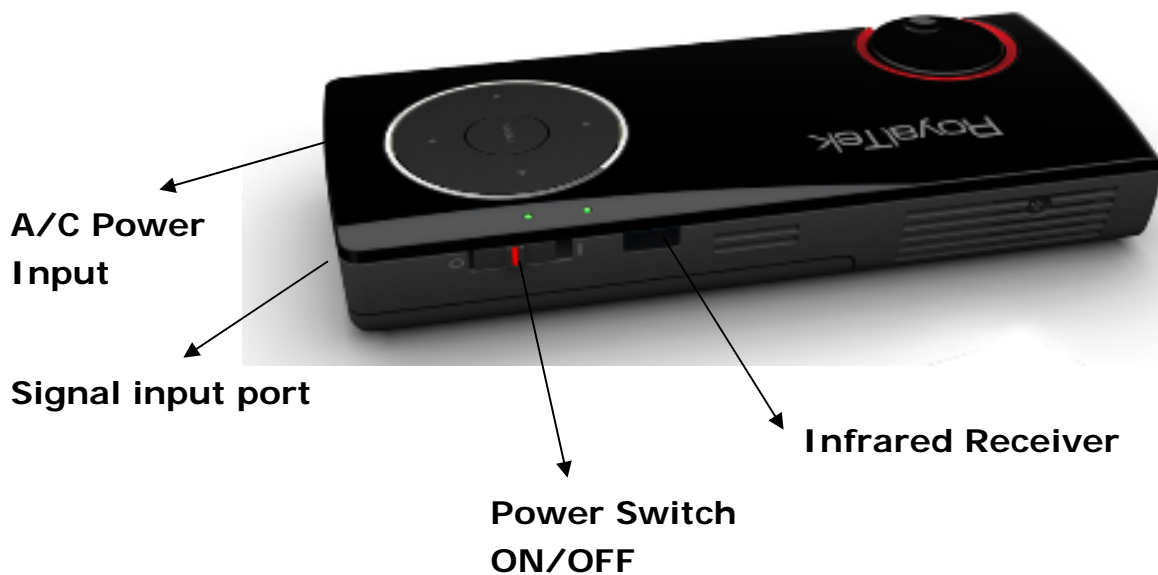
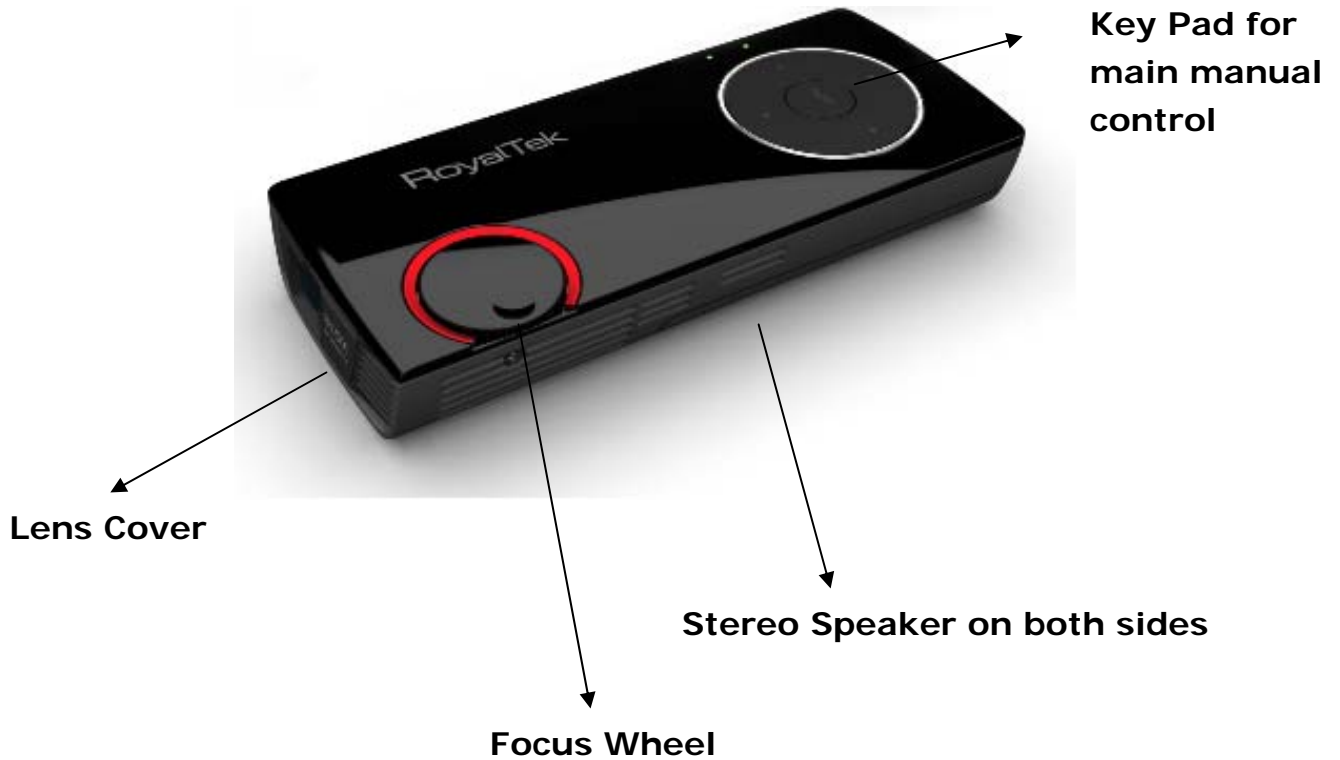
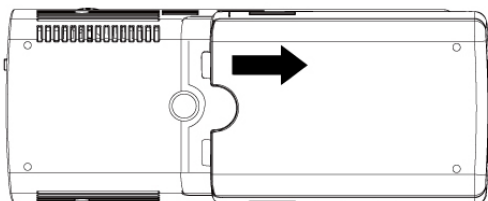


Outline Description

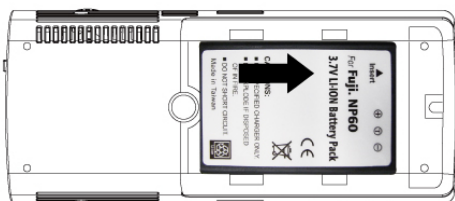


Fitting the battery

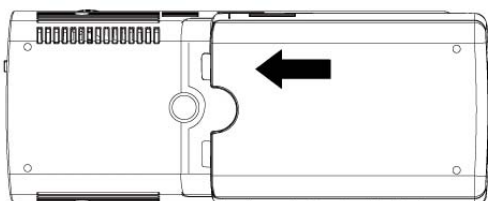
1. Slide the battery cover.



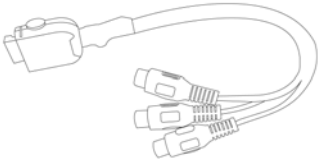
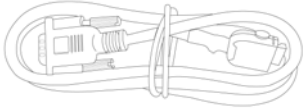

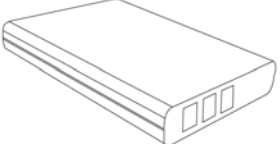
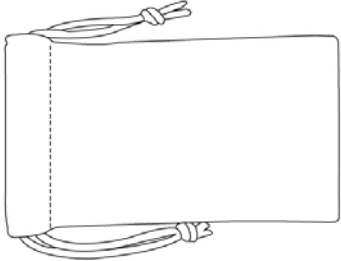

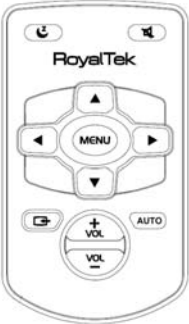
2. Insert the battery



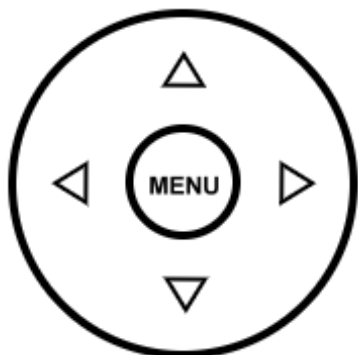
3. Replace the battery cover and slide it up gently until hearing a click.



Accessory

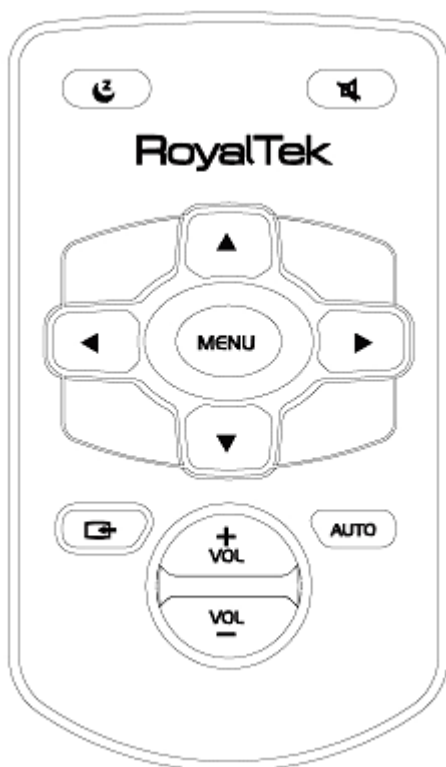
| | | | |
|-------------------------------|---|-----------|--|
| RCA cable |  | VGA cable |  |
| AC adaptor |  | Battery |  |
| Carry pouch |  | Tripod |  |
| Remote controller (Option) |  | | |

Key Pad



| Function | Description |
|----------|-----------------------------------|
| ▲ | Up/Luminance selection |
| ▼ | Down, CVBS mode/PC mode selection |
| ◀ | Left / Volume down |
| ▶ | Right / Volume up |
| MENU | Menu/Exit (Resume) |

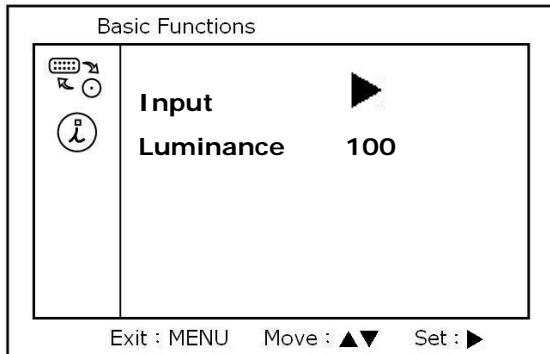
Remote Controller



| Function | Description |
|----------|--|
| ⏻ | Suspend / Resume |
| 🔇 | Mute |
| ▲ | Normal mode : Luminance selection OSD mode : Up |
| ▼ | Normal mode : CVBS/PC input selection OSD mode : Down |
| ◀ | Left |
| ▶ | Right |
| MENU | Menu/Exit |
| 📺 | CVBS/PC input selection |
| AUTO | Using mode selection |
| +VOL | Volume up |
| -VOL | Volume down |

OSD (On Screen Display)

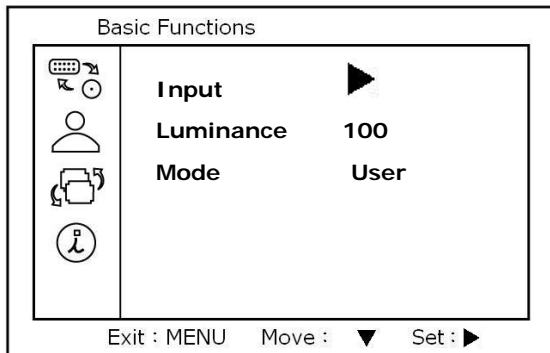
No source



Basic Functions

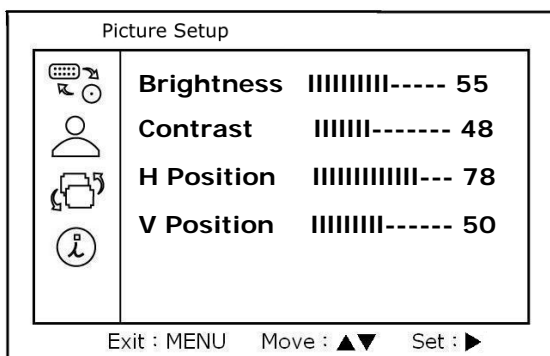
| Function | Description |
|-----------|--------------------|
| Input | Composite/PC |
| Luminance | 0, 25, 50, 75, 100 |

PC - HV mode



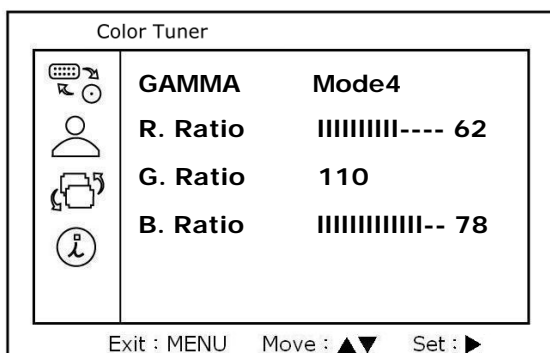
Basic Functions

| Function | Description |
|-----------|---------------------------|
| Input | Composite/PC |
| Luminance | 0, 25, 50, 75, 100 |
| Mode | User, Movie, P.P.T, Photo |



Picture Setup

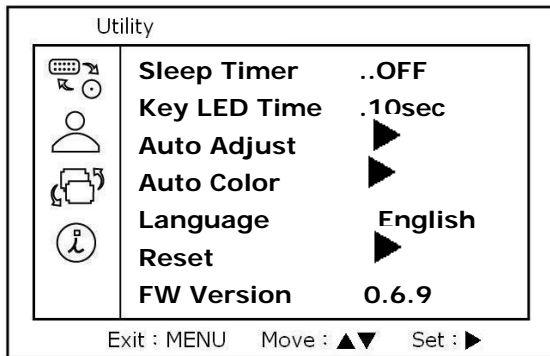
| Function | Description |
|------------|-------------|
| Brightness | 0 - 100 |
| Contrast | 0 - 100 |
| H Position | 0 - 100 |
| V Position | 0 - 100 |



Color Turner

| Function | Description |
|----------|------------------|
| GAMMA | Mode 0 – Mode 15 |
| R. Ratio | Total 250* |
| G. Ratio | |
| B. Ratio | |

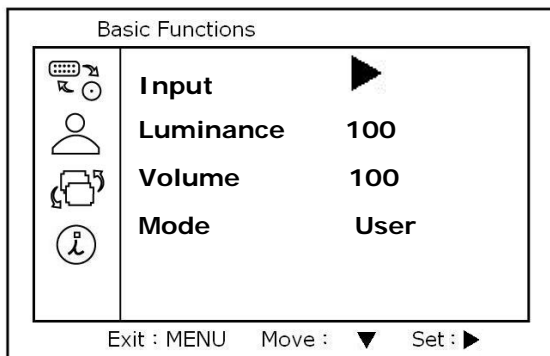
* The RGB parameter can be adjusted for personal preferred (the sum of RGB parameter is 250)



Utility

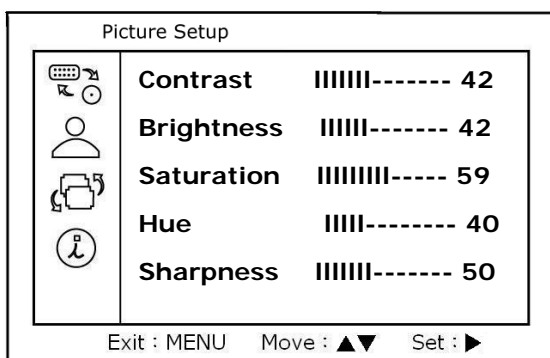
| Function | Description |
|--------------|------------------------------|
| Sleep Timer | OFF, 30, 60, 90, 120, 150Min |
| Key LED Time | ON, 5, 10, 15, 20, 25, 30sec |
| Auto Adjust | Auto adjust display |
| Auto Color | Auto adjust color |
| Language | English/Traditional Chinese |
| Reset | Factory default |
| FW Version | Show the Firmware version |

CVBS mode



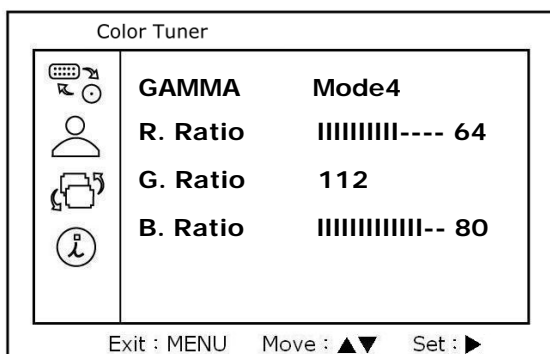
Basic Functions

| Function | Description |
|-----------|---------------------------|
| Input | Composite/PC |
| Luminance | 0, 25, 50, 75, 100 |
| Volume | 0 - 100 |
| Mode | User, Movie, P.P.T, Photo |



Picture Setup

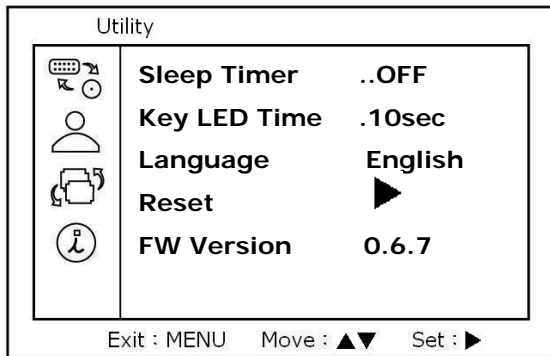
| Function | Description |
|------------|-------------|
| Contrast | 0 - 100 |
| Brightness | 0 - 100 |
| Saturation | 0 - 100 |
| Hue | 0 - 100 |
| Sharpness | 0 - 100 |



Color Turner

| Function | Description |
|----------|------------------|
| GAMMA | Mode 0 – Mode 15 |
| R. Ratio | Total 250* |
| G. Ratio | |
| B. Ratio | |

* The RGB parameter can be adjusted for personal preferred (the sum of RGB parameter is 250)



Utility

| Function | Description |
|--------------|------------------------------|
| Sleep Timer | OFF, 30, 60, 90, 120, 150Min |
| Key LED Time | ON, 5, 10, 15, 20, 25, 30sec |
| Language | English/Traditional Chinese |
| Reset | Factory reset |
| FW Version | Show the Firmware version |

Free Manuals Download Website

<http://myh66.com>

<http://usermanuals.us>

<http://www.somanuals.com>

<http://www.4manuals.cc>

<http://www.manual-lib.com>

<http://www.404manual.com>

<http://www.luxmanual.com>

<http://aubethermostatmanual.com>

Golf course search by state

<http://golfingnear.com>

Email search by domain

<http://emailbydomain.com>

Auto manuals search

<http://auto.somanuals.com>

TV manuals search

<http://tv.somanuals.com>