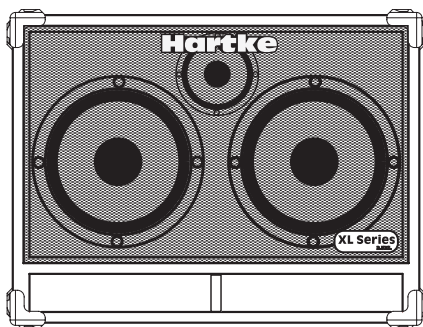


# 2.5XL



**2 x10" Plus 5" Stackable  
Aluminum Drive Bass Enclosure**

## **Owners Manual**

# Hartke

## 2.5XL Introduction and Features

Congratulations on purchasing the 2.5XL bass enclosure by Hartke! The XL Series enclosures have been designed to provide excellent tone with a fast attack, deep low-end and punchy output. The 2.5XL Features two 10", proprietary low frequency drivers with specially designed aluminum cones, large voice coils on Kapton formers, impregnated fabric surrounds, and matched convex dust covers all mounted in a heavy-duty steel frames. Rounding out the tone is a proprietary 5" aluminum mid-range driver. Using heavy-duty plywood construction, covered in rugged carpet with recessed jack plate and ergonomic metal handles, the 2.5XL will provide reliable performance from gig to gig and venue to venue.

In these pages, you'll find a detailed description of the features of the 2.5XL, as well as a description of its front and rear panels, step-by-step instructions for its setup and use and full specifications. You'll also find a warranty card enclosed—please don't forget to fill it out and mail it in so that you can receive online technical support and so we can send you updated information about these and other Samson products in the future.

We recommend you record your serial number in the space provided below for future reference.

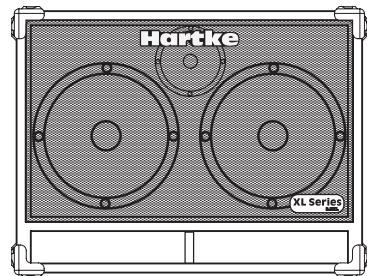
Serial number: \_\_\_\_\_

Date of purchase: \_\_\_\_\_

Should your unit ever require servicing, a Return Authorization number (RA) must be obtained before shipping your unit to Samson. Without this number, the unit will not be accepted. Please call Samson at 1-800-3SAMSON (1-800-372-6766) for a Return Authorization number prior to shipping your unit. Please retain the original packing materials and if possible, return the unit in the original carton and packing materials.

### 210 XL Features

- 2 x 10 Inch heavy-duty Aluminum Low Frequency drivers
- Special Design 5-inch Aluminum Mid to High-range driver
- 3/4" Plywood construction
- Tuned front shelf port
- Perforated metal speaker grill
- Recessed metal handles
- Stacking corners
- Dual, parallel wired 1/4" jacks
- Covered in durable carpet



# Connecting the 2.5XL

## About Impedance

Before you hook up your speaker cabinet, be sure that you understand a little about impedance. Impedance is the electronic load that the speaker puts on the power amplifier and is measured in Ohms.

Here is the tricky, yet simple rule of impedance: When two speakers, of equal impedance are wired in "Parallel", the total impedance is cut in half and when two speakers are wired in "Series", the total impedance is the sum of the speakers individual impedance.

The 2.5XL impedance is 8 Ohms. So, when two 2.5XL's are connected together in parallel, the total impedance is 4 Ohms. The impedance of your speaker also has an effect on your amplifier. In general, the lower the impedance, the more power your amplifier will put out.

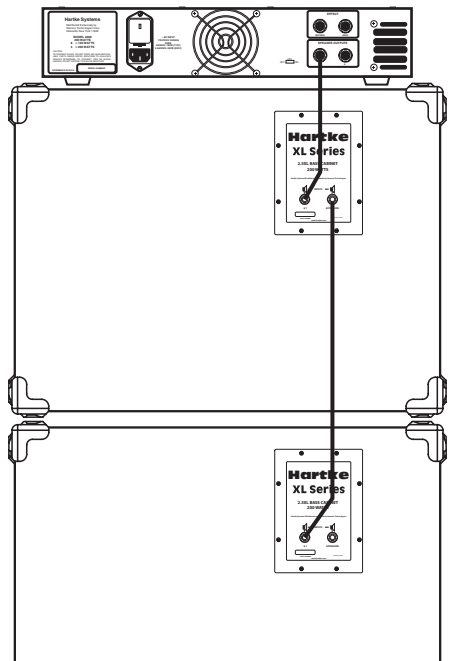
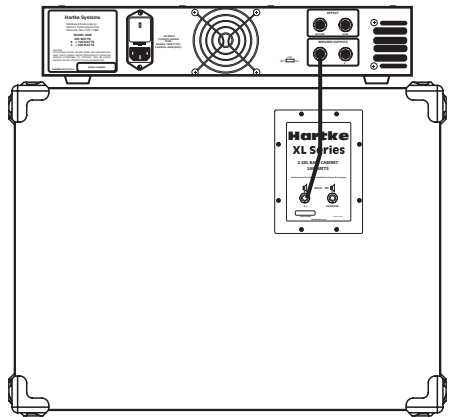
**IMPORTANT:** There is a minimum safe impedance so be sure to check the manufacturer's recommended impedance for your amplifier to avoid any damage to your amplifier or voiding your warranty.

## Connecting the 2.5XL to Your Amplifier

The 2.5XL connections are made via 1/4" phone jacks located on the rear panel jack-plate. Be sure to make your connection with un-shielded speaker cable. Connect the Amplifier Output to the speaker Input on the 2.5XL's rear jackplate.

## Using the EXTENSION Output

The 2.5XL provides a convenient Extension Output for connecting additional speaker cabinets in parallel. Be sure to read the section above on impedance to insure a proper hook up with your amplifier. Follow the steps below to connect two 2.5XL's using the Extension Output. Connect the Amplifier Output to the Input of the first 2.5XL. Now, connect the Extension Output to the Input of the second 2.5XL.



# Specifications

## Hartke 2.5XL Specifications

|                    |  |
|--------------------|--|
| Type               | Tuned, Vented Enclosure  |
| Impedance (Ohms)   | 8 Ohms Impedance   |
| Power Handling     | 200 Watts RMS Power Handling   |
| Drivers            | 1 - Hartke 5XL8 and 2 - 10XL16<br>Special Design Aluminum 10",<br>16 ohm, 100 watt drive units |
| SPL                | 99dB @ 1W/1M   |
| Frequency Response | 35Hz - 12kHz   |
| Inputs             | Parallel 1/4"  |
| Weight             | 66 lbs. (29.94 kg)   |
| Dimensions         | Height: 18" (45.72 cm)<br>Width: 24" (60.96 cm)<br>Depth: 18" (45.72 cm)                       |

# Hartke

Distributed Worldwide Exclusively by:  
Samson Technologies Corp.  
575 Underhill Blvd.  
P.O. Box 9031  
Syosset, NY 11791-9031  
Phone: 1-800-3-SAMSON (1-800-372-6766)  
Fax: 516-364-3888  
[www.samsontech.com](http://www.samsontech.com)

## Free Manuals Download Website

<http://myh66.com>

<http://usermanuals.us>

<http://www.somanuals.com>

<http://www.4manuals.cc>

<http://www.manual-lib.com>

<http://www.404manual.com>

<http://www.luxmanual.com>

<http://aubethermostatmanual.com>

Golf course search by state

<http://golfingnear.com>

Email search by domain

<http://emailbydomain.com>

Auto manuals search

<http://auto.somanuals.com>

TV manuals search

<http://tv.somanuals.com>