

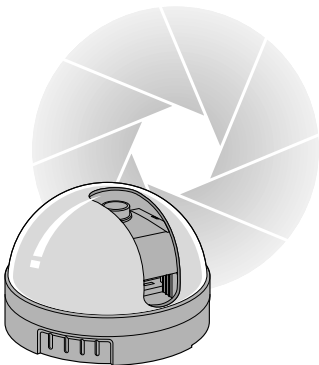
SAMSUNG

Color Observation Camera

SOD14DC

SSC-21DC

User's Guide

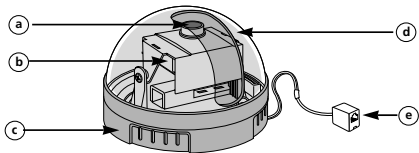


Overview

CCTV COLOR DOME CAMERA is the monitoring camera incorporated with the recent CCD that provides the best monitoring function in connection with the CCTV system equipment.

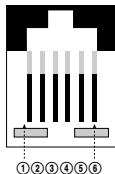
- ✓ Number of CCD pixels
 - 270,000 pixels
- ✓ Power supply
 - SOD14DC : DC12V From Monitor(SOD-14M)
 - SSC-21DC : DC12V From Monitor(SSC-21M)
- ✓ Automatic function and special function
 - ATW
 - ELC(Electronic shutter iris)
- ✓ SOD14M(Monitor) only

Part Names and Function



- (a) **Fixed Focus Lens**
Fixed-focus that has a lens attached to the camera. Keep the camera free of dust or dirt.
- (b) **PCB Board**
It is an important part of the camera that carries out the main function. Handle with care.
- (c) **Camera Frame**
Frame that provides support to the camera.
- (d) **Dome Cover**
Clear plastic cover that protects the camera. Take care not to scratch the cover.
- (e) **6Pin modular jack**
Used to connect the monitor.

Installation



PIN NUMBER	SPEC
1	N.C
2	VIDEO_OUT
3	GND
4	N.C
5	N.C
6	12V DC

- * Fixed Dome Camera does not support alarm in feature or audio feature.

✓ Check what is inside the package

- Check to see if the following parts are included in the purchased package.



Camera



tab screw



User's guide

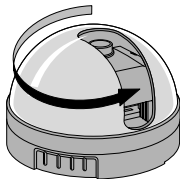
✓ Notes on installation and usage

1. Users should not disassemble the camera from the front direction.
2. Always handle the camera with care.
Please do not apply a shock or vibration as much as possible and take cautions not to cause damage or make a scratch on the camera due to careless storage.
3. Please do not install the camera with the rainy place or highly humid areas. And do not operate the camera in the wet place.

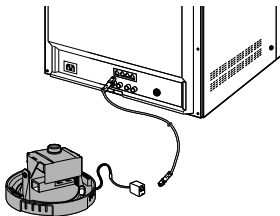
4. Do not clean the camera body with the strong abrasives or soaps. When the camera becomes dirty, clean it with the dry rags. Especially, make sure to use the dedicated rags for lens to clean the dome cover.
5. Please select the camera in the cool area that is not exposed to the direct sunlight. If you do, it can cause bad effects on the product.

✓ Cable connection

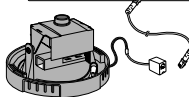
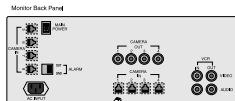
- Remove the dome cover from the main body of the camera by turning the cover in a counter clockwise direction with one hand while holding the body with the other.



- Connect the camera cable to the camera cable jack on the dome camera, then connect, and the other end of the cable to the monitor's channel input jack.

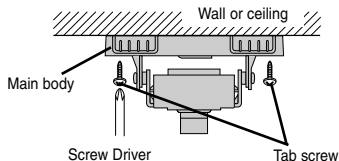


< SSC-21DC >

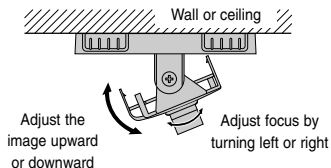


< SOD14DC >

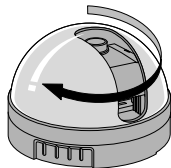
- Attach the camera to the wall or ceiling using the supplied tap screws.



- Adjust the video location by swiveling the camera (PCB board) up and down, and adjust the focus by turning the lens clockwise and counter clockwise.



- Put the dome cover back on the camera by rotating the cover clockwise.



Caution : When removing or closing the dome cover, do not get dirt or dust on the cover.

Specifications

SOD14DC / SSC-21DC : Fixed Dome Camera	
Model Name	SOD14DC / SSC-21DC
Broadcast System	NTSC STANDARD
Imaging Device	SOD14DC : 1/4" SUPER HAD IT CCD SSC-21DC : 1/3" SUPER HAD IT CCD
Effective Pixels	510(H) x 492(V)
Synchronization	Internal
Resolution	SOD14DC : H : 330 TV Lines, V : 350 TV Lines SSC-21DC : H : 330 TV Lines
Signal Output	VBS 1.0Vp-p(75ohm composite)
S/N Ratio	SOD14DC : ≤48 dB SSC-21DC : ≤50 dB
Minimum Object Illumination	SOD14DC : 2lux(F2.0, 50 IRE) SSC-21DC : 0.2lux(F2.0, 50 IRE)
Gamma Correction	0.45
Lens	Focal Length (f) : 3.8mm, Relative Aperture (F) : 2.0
Auto Exposure	Electronic Shutter Iris
I/O Connectors	SOD14DC : Modular jack SSC-21DC : A/C input, Video outputs: MODULAR CABLE(60ft)

Shutter System	SSC-21DC : Electronic Shutter Iris
Operating Temperature	-10 ~ + 50°C
Power Source	DC 12V
Power Consumption	Approx. 2W
Dimensions	57(W)X47.2(H)X100.5(L)
Weight	SOD14DC : 130g SSC-21DC : 150g



AB68-?????

Printed in Korea

Free Manuals Download Website

<http://myh66.com>

<http://usermanuals.us>

<http://www.somanuals.com>

<http://www.4manuals.cc>

<http://www.manual-lib.com>

<http://www.404manual.com>

<http://www.luxmanual.com>

<http://aubethermostatmanual.com>

Golf course search by state

<http://golfingnear.com>

Email search by domain

<http://emailbydomain.com>

Auto manuals search

<http://auto.somanuals.com>

TV manuals search

<http://tv.somanuals.com>