

Re-tuning: SAMSUNG Freeview TVs

6 Steps
(Steps 1-5)

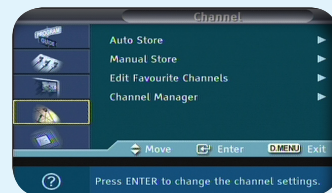
This guide can be used to help you re-tune any of the following products with the remote control below:

LE*R73BD series, LE*S73BD series,
LE*R74BD series, LE*S74BD series,
LE*R86BD series, LE*S86BD series,
LE*R87BD series, LE*S87BD series

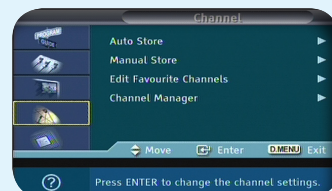
Make sure your box is on and press 80 for the BBC News channel



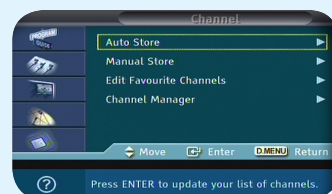
1) Press the D. Menu button



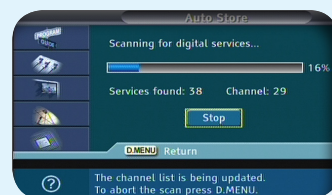
2) Use the Down Arrow button to select the Channel Icon and press the Enter/OK button



3) Select Auto Store on the first line of the menu and press the Enter/OK button



4) A re-tune screen will appear
No action required



5) BBC1 will automatically play out behind the menu when the re-tune has completed



Manufacturer Helpline: **0845 726 7864**

Website: **www.samsung.com**

Re-tuning: SAMSUNG Freeview TVs

6 Steps
(Steps 6-6)



- 6) Press the D.Menu button twice to close the menu and view channels



You have completed the procedure and can continue viewing digital channels.

Manufacturer Helpline: 0845 726 7864

Website: www.samsung.com

Free Manuals Download Website

<http://myh66.com>

<http://usermanuals.us>

<http://www.somanuals.com>

<http://www.4manuals.cc>

<http://www.manual-lib.com>

<http://www.404manual.com>

<http://www.luxmanual.com>

<http://aubethermostatmanual.com>

Golf course search by state

<http://golfingnear.com>

Email search by domain

<http://emailbydomain.com>

Auto manuals search

<http://auto.somanuals.com>

TV manuals search

<http://tv.somanuals.com>