

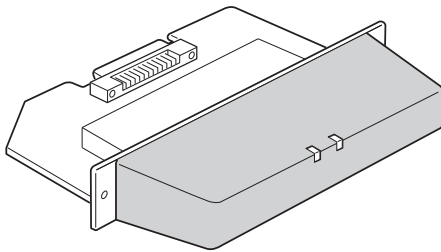
Owner's Manual



HD DATA WIRELESS Receiver Board Model POA-MD26HDWL

This interface board can be used to receive the high definition digital image data which is transmitted from the HD DATA WIRELESS Transmitter Box (POA-HDTM01).

This interface board is only used for our LCD projector that has a slot for a digital signal input board.
Contact a sales dealer for suitable projectors.



Ref No 08/PLC-XF47HDWL_DOC

DECLARATION OF CONFORMITY

We, SANYO FISHER Sales (Europe) GmbH, authorised representative declare under our sole responsibility that the product

LCD Data Projector, SANYO Brand,
Model No. PLC-XF47 HDWL
with
POA-MD26 HDWL Receiver
POA-HDTM01 HDWL Transmitter

manufactured by

* SANYO Electric Co. Ltd., Digital System Company
1-1 Sanyo-cho, Daito-shi, Osaka 574-8534, JAPAN

to which this declaration relates is in conformity with the following directives and standards.

Directives:
2004/108/EC, 2006/95/EEC and 1999/5/EC
Current Recommendation:
1999/519/EC

CE mark first affixed in 2008

Harmonised norms:

| Emission | Immunity | Safety | R&TE | EMF |
|---|-----------------------------|-----------------|---|----------|
| EN55022 class A: 2006 | EN55024: 1998 + A1: 2001 | EN50650-1: 2001 | ETSI EN | EN 50371 |
| EN61000-3-2: 2006 | + A2: 2003 | | 301 489-1 V.1 B.1 301 489-17 V.1 Z.1 | |
| EN61000-3-3: 1995 + A1: 2001 + A2: 2005 | | | | |

Place and date of issue: 31.07.2008

SANYO FISHER Sales (Europe) GmbH
Stahlguberring 4, D-81829 Munchen, Germany

Masamori Tanaka
Präsident

SANYO FISHER
Sales (Europe) GmbH

Stahlguberring 4
D-81829 Munchen
Germany

Telefon: ++49(0)89/451 16-0
Telefax: ++49(0)89/451 16-30
E-Mail: info@san-eu.de
Internet: www.sanyo.de

Geschäftsführer:
Masamori Tanaka
Königsplatz München
80331 München
DE-4908481234567890
LIN 4-2000000004
Stempel-Nr.: 4021700223

Deutsche Bank AG München
Kto. Nr.: 1005 0010 000 000 000 00
IBAN: DE 25 25 1205 0010 0000 0000 00
BIC: 25250333

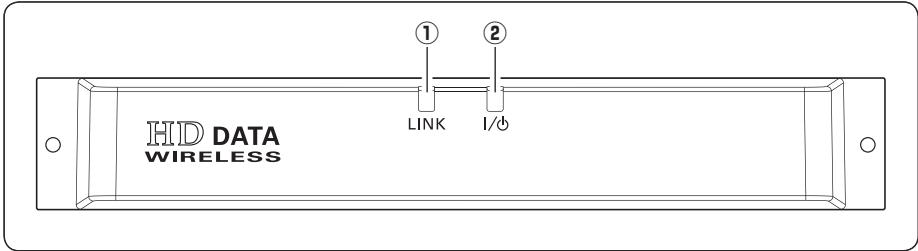
A copy of Declaration of Conformity (DoC) is printed in the owner's manual for HD DATA WIRELESS Transmitter Box POA-HDTM01.

This is the manual for the method of installing this board.
Read the owner's manual of the HD DATA WIRELESS Transmitter Box (POA-HDTM01) and the projector to understand the operations and the safety instructions.
The safety instructions in the owner's manuals should be followed strictly.

Important Notice
There are restrictions on the channels and frequencies in the countries and regions at which you can use the wireless communication. So it is forbidden to take the transmitter and the receiver outside the country or region where you purchased them.

Installation

Part Names and Functions



① LINK INDICATOR

When the wireless configuration is set up correctly and the wireless communication is established with the transmitter, this indicator lights orange.

② POWER INDICATOR

When this receiver is selected in the projector, this indicator lights green during operation.

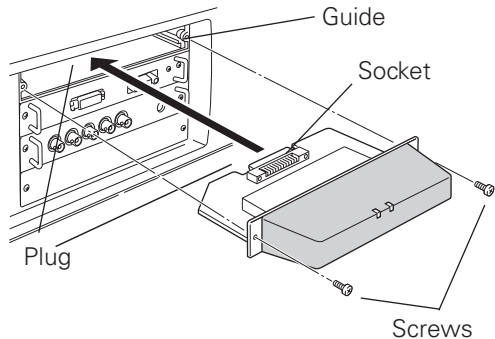
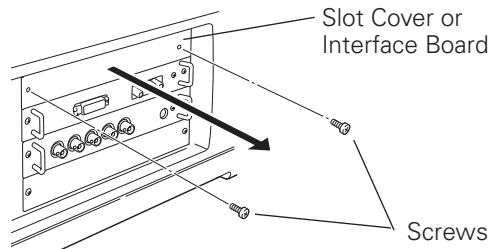
Installing the Receiver Board into the Projector

Insert the HD DATA WIRELESS Receiver board. The cover of the board protrudes from the cabinet of the projector. We recommend that the HD DATA WIRELESS Receiver board is inserted into the top slot for preventing influence from the cables of other slots.

✓Note:

- In the event of replacement of interface board, turn off the projector, press the Main On/Off Switch to Off and unplug the AC power cord from the AC outlet.

- 1 Remove 2 Screws from an interface board or a slot cover.
- 2 Pull out the interface board or a slot cover.
- 3 Insert the HD DATA WIRELESS Receiver board along Guide to fit Plug into Socket.
- 4 Tighten 2 screws to secure the HD DATA WIRELESS Receiver board.



① 1 (one) HD DATA WIRELESS Receiver Board is available in 1 (one) projector.

Precaution and Compliance

Precaution



CAUTION IN CARRYING OR TRANSPORTING THE PROJECTOR

- The receiver is precision equipment. Do not drop, bump, or subject it to strong forces. Doing so may cause damage or malfunction.
- When transporting the projector, make sure that the receiver is removed from the projector. Do not transport the projector with the receiver installed. To do so may cause damage or malfunction of the receiver or the projector.



CAUTION IN HANDLING THE RECEIVER

When the receiver is inserted into the projector, the cover of the receiver protrudes from the cabinet of the projector.

- Do not push or hit the receiver.
- Do not put anything on the receiver.
- Do not hold the receiver when lifting or moving the projector. Doing so may cause damage to the receiver or the projector.

CAUTION ABOUT RADIO WAVE

This unit operates in 5.2 GHz band, the same frequency band used for industrial, scientific, and medical equipment (such as pacemaker).

Please make sure the following cautions.

1. Be sure that there are no other devices in the area that may use the same frequency band as Transmitter.
2. If any other devices are causing radio interferences, move to other location.
3. Do not set up this unit outside. This unit operates in 5.2 GHz band, so it is designated for indoor use only.

WARNING

This is a class A product. In a domestic environment this product may cause radio interference in which case the user may be required to take adequate measures.

Compliance

Federal Communications Commission Notice

This equipment has been tested and found to comply with the limits for a Class A digital device, pursuant to part 15 of the FCC Rules. These limits are designed to provide reasonable protection against harmful interference when the equipment is operated in a commercial environment.

This equipment generates, uses and can radiate radio frequency energy and, if not installed and used in accordance with the instructions, may cause harmful interference to radio communications. Operation of this equipment in a residential area is likely to cause harmful interference in which case the user will be required to correct the interference at his own expense.

This device complies with Part 15 of FCC Rules and RSS-Gen of IC Rules. Operation is subject to the following two conditions: (1) the device may not cause interference, and (2) the device must accept any interference, including interference that may cause undesired operation of this device.

CAUTION: Properly shielded a grounded cables and connectors must be used for connection to host computer and /or peripherals in order to meet FCC emission limits.

FCC Warning

Changes or modifications not expressly approved by the party responsible for compliance could void the user's authority to operate the equipment.

FCC RF Exposure Warning

- This equipment must not be co-located or operated in conjunction with any other antenna or transmitter.
- This equipment complies with FCC radiation exposure limits set forth for uncontrolled equipment and meets the FCC radio frequency (RF) Exposure Guidelines in Supplement C to OET65. This equipment must be installed and operated with at least 20cm and more between the radiator and person's body (excluding extremities: hands, wrists, feet and ankles).

For Canadian Users

This Class A digital apparatus complies with Canadian ICES-003.

Cet appareil numérique de la classe A est conforme à la norme NMB-003 du Canada.

Compliance



The CE Mark is a Directive conformity mark of the European Community (EC).



The Alert Mark is a Directive conformity mark of the European Community.

| | |
|---------------------------|---|
| English | Hereby, SANYO FISHER Sales (Europe) GmbH, declares that this Wireless Rx Module (AMN12100) is in compliance with the essential requirements and other relevant provisions of Directive 1999/5/EC. |
| Česky [Czech] | SANYO FISHER Sales (Europe) GmbH tímto prohlašuje, že tento WLAN Module (AMN12100) je ve shodě se základními požadavky a dalšími příslušnými ustanoveními směrnice 1999/5/ES. |
| Dansk [Danish] | Undertegnede SANYO FISHER Sales (Europe) GmbH erklærer herved, at følgende udstyr WLAN Module (AMN12100) overholder de væsentlige krav og øvrige relevante krav i direktiv 1999/5/EF. |
| Deutsch [German] | Hiermit erklärt SANYO FISHER Sales (Europe) GmbH, dass sich das Gerät WLAN Module (AMN12100) in Übereinstimmung mit den grundlegenden Anforderungen und den übrigen einschlägigen Bestimmungen der Richtlinie 1999/5/EG befindet. |
| Eesti [Estonian] | Käesolevaga kinnitab SANYO FISHER Sales (Europe) GmbH seadme WLAN Module (AMN12100) vastavust direktiivi 1999/5/EÜ põhinõuetele ja nimetatud direktiivist tulenevatele teistele asjakohastele sätetele. |
| Español [Spanish] | Por medio de la presente SANYO FISHER Sales (Europe) GmbH declara que el WLAN Module (AMN12100) cumple con los requisitos esenciales y cualesquiera otras disposiciones aplicables o exigibles de la Directiva 1999/5/CE. |
| Ελληνική [Greek] | ΜΕ ΤΗΝ ΠΑΡΟΥΣΑ SANYO FISHER Sales (Europe) GmbH ΔΗΛΩΝΕΙ ΟΤΙ WLAN Module (AMN12100) ΣΥΜΜΟΡΦΩΝΕΤΑΙ ΠΡΟΣ ΤΙΣ ΟΥΣΙΩΔΕΙΣ ΑΠΑΙΤΗΣΕΙΣ ΚΑΙ ΤΙΣ ΛΟΙΠΕΣ ΣΧΕΤΙΚΕΣ ΔΙΑΤΑΞΕΙΣ ΤΗΣ ΟΔΗΓΙΑΣ 1999/5/ΕΚ. |
| Français [French] | Par la présente SANYO FISHER Sales (Europe) GmbH déclare que l'appareil WLAN Module (AMN12100) est conforme aux exigences essentielles et aux autres dispositions pertinentes de la directive 1999/5/CE. |
| Italiano [Italian] | Con la presente SANYO FISHER Sales (Europe) GmbH dichiara che questo WLAN Module (AMN12100) è conforme ai requisiti essenziali ed alle altre disposizioni pertinenti stabilite dalla direttiva 1999/5/CE. |
| Latviski [Latvian] | Ar šo SANYO FISHER Sales (Europe) GmbH, deklarē, ka WLAN Module (AMN12100) atbilst Direktīvas 1999/5/EK būtiskajām prasībām un citiem ar to saistītajiem noteikumiem. |
| Lietuvių [Lithuanian] | Šiuo SANYO FISHER Sales (Europe) GmbH deklaruoją, kad šis WLAN Module (AMN12100) atitinka esminius reikalavimus ir kitas 1999/5/EB Direktyvos nuostatas. |
| Nederlands [Dutch] | Hierbij verklaart SANYO FISHER Sales (Europe) GmbH dat het toestel WLAN Module (AMN12100) in overeenstemming is met de essentiële eisen en de andere relevante bepalingen van richtlijn 1999/5/EG. |
| Malti [Maltese] | Hawnhekk, SANYO FISHER Sales (Europe) GmbH, jiddikjara li dan WLAN Module (AMN12100) jikkonforma mal-ftiġġijiet essenzjali u ma provvedimenti oħrajn rilevanti li hemm fid-Dirrettiva 1999/5/EC. |
| Magyar [Hungarian] | Alulírott, SANYO FISHER Sales (Europe) GmbH nyilatkozom, hogy a WLAN Module (AMN12100) megfelel a vonatkozó alapvető követelményeknek és az 1999/5/EC irányelv egyéb előírásainak. |
| Polski [Polish] | Niniejszym SANYO FISHER Sales (Europe) GmbH oświadczam, że WLAN Module (AMN12100) jest zgodny z zasadniczymi wymogami oraz pozostałymi stosownymi postanowieniami Dyrektywy 1999/5/EC. |
| Português [Portuguese] | SANYO FISHER Sales (Europe) GmbH declara que este (AMN12100) está conforme com os requisitos essenciais e outras disposições da Directiva 1999/5/CE. |
| Slovensko [Slovenian] | SANYO FISHER Sales (Europe) GmbH izjavlja, da je ta (AMN12100) v skladu z bistvenimi zahtevami in ostalimi relevantnimi določili direktive 1999/5/ES. |
| Slovensky [Slovak] | SANYO FISHER Sales (Europe) GmbH týmto vyhlasuje, že (AMN12100) spĺňa základné požiadavky a všetky príslušné ustanovenia Smernice 1999/5/ES. |
| Suomi [Finnish] | SANYO FISHER Sales (Europe) GmbH vakuuttaa täten että (AMN12100) tyyppinen laite on direktiivin 1999/5/EY oleellisten vaatimusten ja sitä koskevien direktiivin muiden ehtojen mukainen. |
| Svenska [Swedish] | Härmed intygar SANYO FISHER Sales (Europe) GmbH att denna (AMN12100) står i överensstämmelse med de väsentliga egenskapskrav och övriga relevanta bestämmelser som framgår av direktiv 1999/5/EG. |
| Íslenska [Icelandic] | Hér með lýsir SANYO FISHER Sales (Europe) GmbH yfir því að (AMN12100) er í samræmi við grunnkröfur og aðrar kröfur, sem gerðar eru í tilskipun 1999/5/EC. |
| Norsk [Norwegian] | SANYO FISHER Sales (Europe) GmbH erklærer herved at utstyret (AMN12100) er i samsvar med de grunnleggende krav og øvrige relevante krav i direktiv 1999/5/EF. |

OWNER'S MANUAL POA-MD26HDWL

1AA6P1P5523-- (IFFY)

SANYO Electric Co., Ltd.

Download from www.somanuals.com. All Manuals Search And Download.

Free Manuals Download Website

<http://myh66.com>

<http://usermanuals.us>

<http://www.somanuals.com>

<http://www.4manuals.cc>

<http://www.manual-lib.com>

<http://www.404manual.com>

<http://www.luxmanual.com>

<http://aubethermostatmanual.com>

Golf course search by state

<http://golfingnear.com>

Email search by domain

<http://emailbydomain.com>

Auto manuals search

<http://auto.somanuals.com>

TV manuals search

<http://tv.somanuals.com>