

# DSR Pro-Series™ Maintainer

- **1.5 Amp Charger and Maintainer**
- **Fully Automatic** – once battery is charged, unit switches from Full Charge to Float-Mode Monitoring
- **Microprocessor Controlled & Auto Voltage Detection**
- **Automatic Temperature Compensation**
- **Thermal Runaway Protection**
- **Quick-Disconnect Harness**
  - Utilize ring connector and only hook harness up once
  - No need to remove battery again to charge
  - Both the 50-Amp clamp & ring connectors snap into place in seconds
- **Reverse-Hookup Protection**
- **LEDs** - indicate Charging, Charged and Power
- **Portable** – easy to store



Model PS-1562A



# DSR Pro-Series™ Mountable Maintainer

- **1.5-AMP Trickle Charge Rate** - charges in 2 to 12 hours
- **Fully Automatic** – once battery is charged, unit switches from Full Charge to Float-Mode Monitoring
- **LED Lights** - indicate *Power On* and *Charged*
- **Reverse-Hookup Protection**
- **Molded Plastic Case**
- **“On-Board” Features** – comes complete with hardware & bracket to mount charger next to battery
- **Short Leads for Safety** – won't get tangled in moving engine parts



Model PSC-15A-OB



# DSR Pro-Series™ Metal Hand-Held Battery Charger



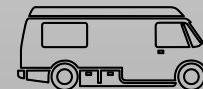
Model PS-620

- **6-Amp Medium Charge** – ideal for most everyday needs, charges most batteries in 6 to 8 hours
- **2-Amp Trickle Charge** – charges a small 12 volt battery in 2 to 12 hours
- **Manual Operation**
- **Durable** – metal case, proven performer
- **Top Mounted Carrying Handle**



Model PS-1022MA

- **10-Amp Fast Charge** – perfect for everyday charging needs. Charges in 3 to 5 hours
- **2 amp Trickle Charge** – charges a small 12 volt battery in 2 to 12 hours
- **Fully Automatic/ Manual Operation**
- **LED** – signals Fully Charged
- **Flexible Function** – select automatic or manual function
- **Rugged** – durable metal case
- **Top Mounted Carrying Handle**

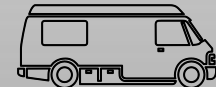


# DSR Pro-Series™ Metal Battery Charger/Starter



## Model PS-1025

- **50-Amp Engine Start** – for emergency starting
- **10-Amp Fast Charge** – good for everyday charging needs. Charges in 3 to 5 hours
- **2-Amp Trickle Charge** – charges a small 12 volt battery in 2 to 12 hours
- **Manual Operation**
- **Rugged** – durable metal case, solid performer
- **Top Mounted Carrying Handle**



## Model PS-2100MA

- **100-Amp Engine Start** – for emergency starting
- **15-Amp Fast Charge** – charges a battery in 2 to 4 hours
- **2-Amp Trickle Charge** – charges a small 12 volt battery in 2 to 12 hours
- **Fully Automatic/ Manual Operation**
- **2 LEDs** – signals *Full Charge* and *Check Battery*
- **Fully Automatic** – will not overcharge batteries
- **Rugged** – durable metal case
- **Top Mounted Carrying Handle**





# DSR Pro-Series™ Specialty Hand-Held Battery Charger



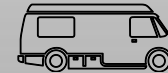
Model PSC-2030T

- **200-Amp 12V Engine Start** – for emergency starting
- **30-Amp 6V & 12V Charge** – for very fast charging - charges in 1 to 3 hours
- **10-Amp 12V Fast Charge** – for everyday charging needs – charges in 3 to 5 hours
- **Manual Operation**
- **Extra Long 9-Foot Power Cord**– 120V line cord for extended reach
- **6-Foot, 4 Gage TPE Welding Grade Battery Cables** – with epoxy coated 400-Amp steel clamps and copper jaws
- **5-Function Rotary Power Switch**
- **2 1/4 Hour Timer**
- **300-Amp Clamps**



Model PSC-2516A

- **Fully Automatic**
- **Microprocessor Controlled** – fully automatic battery charger/maintainer with float mode monitoring
- **6-Foot Power Cord and Output Cables** – provide a 12-foot reach
- **Durable, Ventilated, Heavy-Gauge Steel Case** – with baked enamel finish.
- **AGM Series** – for valve-regulated 16V batteries



# DSR Pro-Series™ Hybrid Hand-Held Battery Charger/Starter

- **125-Amp Engine Start** – for quick starting
- **15↔40-Amp Fast Charge**
- **2-Amp Slow Charge** – for charging small batteries, warming large ones
- **Fully Automatic**
- **Float-Mode Monitoring** – keeps battery at optimum charge level by providing just enough power to keep the battery maintained at the proper voltage and starts automatically after charging in all charge rates
- **Battery and Alternator Tester** – helps diagnose electrical system problems and battery state
- **All-Steel Clamps** – for top and side-mount battery posts
- **Reverse Hook-Up Protection** – charger will not operate if clamps are reversed on battery terminals
- **Safe-Start Feature**



Model PSC-12500A

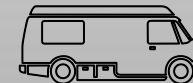


# DSR Pro-Series Wheel-Style Battery Charger/Starter

- **200-Amp Engine Start** – for emergency starting
- **35-Amp Rapid Charge** – charges in 1 to 3 hours
- **2-Amp Trickle Charge** – charges a small 12V battery in 2 to 12 hours
- **Manual Operation**
- **“Off” Position Switch**
- **Rugged** – durable metal case



Model PSW-2035



# DSR Pro-Series™ Heavy-Duty Wheel-Style Battery Charger/Starter

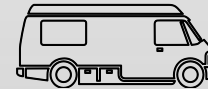
- **Manual Operation**
- **135 Minute Timer with “Hold” Position** – for precise control of the charge duration, charger shuts off after timer expires
- **Extra Long 9-Foot Power Cord**– 120V line cord for extended reach
- **6 ft, 4 ga, TPE Welding Grade Battery Cables** – with epoxy coated 400-Amp steel clamps and copper jaws
- **Durable Construction with Tubular Chrome Handle**
- **Large Face, Clear View Meters** – are easy to read
- **Heavy Duty Voltage and Rate Control Switches**
- **Fiber Glass Rod** – for clamp storage
- **Rugged** – durable metal case with powder coat finish



**Model PSW-2550**



- **250-Amp 12V/125-Amp 6V Engine Start** – for emergency engine starting
- **50-Amp Rapid Charge 6/12V** – charges a battery in 1/2 to 2 hours
- **10-Amp Charge 12V** – charges in 2 to 5 hours



**Model PSW-61224**



- **250-Amp 12V/180-Amp 6V/200-Amp 24V Engine Start** – for emergency starting
- **65-Amp 12V/80-Amp 6V/30-Amp 24V Rapid Charge** – charges a battery in 1/2 to 2 hours
- **35-Amp 12V/40-Amp 6V Medium Charge** – charges a battery in 1 to 3 hours
- **5-Amp 12V/10-Amp 24V Charge for Normal Charging** – charges in 3 to 5 hours



**Model PSW-3060**



- **300-Amp 12V/200-Amp 6V Engine Start** – for emergency starting
- **60-Amp Rapid Charge** – charges a battery in 1/2 to 2 hours
- **30-Amp Fast Charge** – charges in 1 to 3 hours
- **On-Board Battery Load Tester** – tests 50-Amps on a 6V system, 100-Amps on a 12V system





# DSR Pro-Series™ Heavy-Duty Wheel-Style Battery Charger/Starter



Model PSW-22

- **Manual Operation**
- **Durable Construction with Tubular Chrome Handle**
- **Large Face, Clear View Meters – are easy to read**
- **Ammeter**
- **High Efficiency Fan Cooling System**
- **Heavy Duty Voltage and Rate Control Switches**
- **Automatic Overload Reset/ Short Circuit Protection**
- **Rugged – durable metal case with powder coat finish**



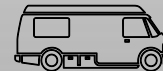
Model PSW-7700

- **225-Amp 12V/125-Amp 6V Engine Start – for emergency starting**
  - **40-Amp 12V/6V Fast Charge – charges a battery in 1 to 3 hours**
  - **20-Amp 12V Medium Charge – charges a battery in 1 to 3 hours**
  - **2-Amp 12V Normal Charging – charges in 3 to 5 hours**
  - **Fiber Glass Rod – for clamp storage**
  - **2.25 Hour Timer**
  - **6 Gauge, 7 Ft. Output Cable**
  - **UL Approved**
- **300-Amp 12V Engine Start – for emergency starting**
  - **70-Amp Rapid Charge – charges a battery in 1/2 to 2 hours**
  - **35-Amp 24V/ 30-Amp 12V Fast Charge – charges in 1 to 3 hours**
  - **15-Amp 12V Medium Charge – charges a battery in 1 to 3 hours**
  - **Voltmeter**
  - **2 Hour Timer**
  - **4 Gauge, 9 Ft. Output Cable**
  - **UL Outdoor Approved/CUL Approved**

6V/12V

6V/12V

24V



# DSR Pro-Series™ Battery/Charging System Analyzer

- 100 Amp Digital Battery Tester
- Microprocessor Controlled
- CCA Range 200-1200
- Operating voltage range 8 to 16V
- An easy-to-read digital display & user prompts to ensure simple & accurate operation
- Field proven, high quality design for long life
- Research based diagnostic algorithm provides accurate assessment of the battery & recommended action to the user



Model PST-100



# DSR Pro-Series™ Battery/Charging System Analyzer

- **200 Amp Digital Battery Load Tester**
- **Microprocessor Control** – makes for an easy and accurate load test with no need to time yourself
- **Bright, LED Digital Display** – indicates both voltage and test results
- **Unique 3-Step Design** – LED polarity check function, battery load test and charging system test readout
- **Automatically Turns Off the Load** – after 10 seconds and locks the voltage
- **Super-Grip Battery Clamps** – heavy-duty and color-coded
- **Baked Enamel, Steel Case** – ventilated to keep cool
- **Rubber Insulated Carrying Handle** – for comfort and safety
- **Checks both Battery and Charging System**

12V



Model PST-200



# DSR Pro-Series™ Carbon Pile Battery/Charging System/Starter Analyzer

- **500-Amp Variable Load Carbon Pile Tester** – for 12V batteries, alternators, regulators and starters
- **Separate Voltmeter and Ammeter** – provides easy-to-monitor battery load tests
- **Color-Coded, Temperature Compensation Pass/Fail Bands on Voltmeter** – insures precise battery load test results
- **Tests batteries up to 1,000 CCA**
- **Super-Grip Battery Clamps** – fully insulated, heavy-duty and color-coded with wire leads
- **Baked Enamel, Steel Case** – ventilated to keep cool
- **Built-in Warning Beepers** – informs you instantly of any problems



Model PST-500



# DSR Pro-Series™ Electronic Battery Bus Bar for Parallel Charging

- Charges multiple battery systems at the same time when hooked up to a battery charger
- Enables simultaneous recharging of up to 6 batteries
- Built-in test circuit and LED verify proper connection and polarity
- Heavy-Duty, 10-Gauge battery cables are 5-foot long and will carry up to 30 amps.
- Color-coded and insulated clamps
- Insulated backboard allows unused clamps to be safely stored
- Threaded, side-terminal adapters provided for convenient hook-up
- Wall mounting hardware included



**Model PSB-6**



# DSR Pro-Series™ Jump Starter

- 1800 Peak Amps
- 280 Cranking Amps
- 225 Cold Cranking Amps
- 18 Ah Professional-Grade, High-Output AGM Battery
- Built-in, Automatic Charger
- Two-Function Digital Display
- 12-Volt DC Power Outlet
- 4-Gauge, 28-Inch Cables
- Heavy-Duty Clamps have Replaceable Copper Jaws
- Durable, Rust & Corrosion Proof, Polypropylene Case
- Vented Case for Added Safety



Model PSJ-1812

# DSR Pro-Series™ Heavy Duty Jump Starters



**Model PSJ-2212**

- 2200 Peak Amps
- 330 Cranking Amps
- 275 Cold Cranking Amps
- 4-Gauge, 50-Inch Cables
- 22 Ah Professional-Grade, High-Output AGM Battery



- 3-Amp Built-in, Automatic Charger
- ON/OFF Switch
- Reverse Hook-Up Protection with Alarm Alert
- Two-Function Digital Display
- 12-Volt DC Power Outlet
- Heavy-Duty Clamps - Replaceable Copper Jaws
- Durable, Rust & Corrosion Proof, Polypropylene Case
- Unique, High-Impact Protective Base
- Vented Case for Added Safety



**Model PSJ-3612**

- 3600 Peak Amps
- 470 Cranking Amps
- 385 Cold Cranking Amps
- 2-Gauge, 55-Inch Cables
- Two, 18-Ah Professional-Grade, High-Output AGM Batteries



**Model PSJ-4424**

- 4400 Peak Amps
- 500 Cranking Amps
- 415 Cold Cranking Amps
- 2-Gauge, 55-Inch Cables
- Two, 22-Ah Professional-Grade, High-Output AGM Batteries



# DSR Pro-Series™ DC to AC Power Inverters & Accessories



Model PSI-1500

- 3000-Watt Peak Power


- **Two 120V GFCI Outlets** – with built-in circuit breaker and reset switch
- **Two Built-In, High-Speed Cooling Fans** – helps keep the unit cool for consistent operation
- **Low Battery Alarm** – protects Power Source Battery & reduces surprise shutdown
- **Surge Protection** – protects against damaging current fluctuations
- **High-Grade Thermal Protection** – shuts unit down if operating temperature is excessive
- **On/Off Switch and LED Indicator**
- **Heavy Duty Ring Terminals** – connect directly to vehicle battery
- **Reverse Polarity Protection**



Battery Clamp Connectors



Ring Connectors



Model PSI-2000

- 4000-Watt Peak Power



## Free Manuals Download Website

<http://myh66.com>

<http://usermanuals.us>

<http://www.somanuals.com>

<http://www.4manuals.cc>

<http://www.manual-lib.com>

<http://www.404manual.com>

<http://www.luxmanual.com>

<http://aubethermostatmanual.com>

Golf course search by state

<http://golfingnear.com>

Email search by domain

<http://emailbydomain.com>

Auto manuals search

<http://auto.somanuals.com>

TV manuals search

<http://tv.somanuals.com>