

Plug-In Wall Battery Charger

- 1-Amp Trickle Charge – 120V plug-in
- Manual Operation
- Reverse-Hookup Protection
- Convenient 12-Foot Power Cord
- **Applications** – Charge small batteries, keep larger batteries warm in cold temperatures.




Model SE-1



Mountable Maintainer

- **1.5-Amp Trickle Charge** – 120V plug-in – charges in 2 to 12 hours
- **LEDs** - indicate *Power On* and *Charged*
- **Fully Automatic** – once battery is charged, unit switches from full charge to float-mode monitoring
- **“On-Board” Feature** – comes complete with hardware & bracket to mount charger next to battery
- **Reverse-Hookup Protection**
- **Molded Plastic Case**
- **Short Leads For Safety** – minimize chance of getting tangled in moving engine parts



Model SE-1-12S



Battery Charger

- **1-Amp Trickle Charge** – 120V plug-in,
- **Manual Operation**
- **50-Amp Clamps**
- **Quick-Disconnect Harness**
 - Utilize ring connector and only hook harness up once
 - No need to remove battery again to charge
 - Both the 50-Amp clamp & ring connectors snap into place in seconds
- **Reverse-Hookup Protection**
- **Molded Plastic Case**



Model MC-1



Metal Hand-Held Linear Battery Charger



Model SE-82-6

- **6-Amp Medium Charge** – charges most batteries in 6 to 8 hours
- **2-Amp Trickle Charge** – charges a small 12 volt battery in 2 to 12 hours

- **Manual Operation**
- **Rugged Durable Metal Case**
- **Top Mounted Carrying Handle**



Model SE-1010-2

- **10-Amp Fast Charge** – charges a battery in 3 to 5 hours
- **2-Amp Trickle Charge** – charges a small 12 volt battery in 2 to 12 hours



Metal Hand-Held Linear Battery Charger



- Fully Automatic/Manual Operations
- Rugged Durable Metal Case
- Top Mounted Carrying Handle



- 10-Amp Fast Charge – charges a battery in 3 to 5 hours
- 2-Amp Trickle Charge – charges a small 12 volt battery in 2 to 12 hours
- LED- shows Fully Charged



Metal Hand-Held Linear Battery Charger/Starter



Model SE-1052

- **50-Amp Engine Start** – for emergency starting
- **10-Amp Fast Charge** – charges a battery in 3 to 5 hours
- **2-Amp Trickle Charge** – charges a small 12 volt battery in 2 to 12 hours

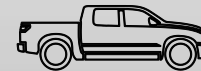


- **Manual Operation**
- **Rugged Durable Metal Case**
- **Top Mounted Carrying Handle**



Model SE-1250

- **50-Amp Engine Start** – for emergency starting
- **30-Amp Boost** – for quick charges
- **10-Amp Fast Charge** – charges a battery in 3 to 5 hours



SCHUMACHER CORP.
ELECTRIC
S I N C E

1947

TM

Metal Hand-Held Linear Battery Charger/Starter

- Fully Automatic
- 2 LEDs
- Rugged Durable Metal Case
- Top Mounted Carrying Handle



Model SE-5212A

- **50-Amp Engine Start** – for emergency starting
- **10-Amp Fast Charge** – charges a battery in 3 to 5 hours
- **2-Amp Trickle Charge** – charges a small 12 volt battery in 2 to 12 hours



Model SE-1275A

- **75-Amp Engine Start** – for emergency starting
- **12-Amp Fast Charge** – charges a battery in 2 to 5 hours
- **2-Amp Trickle Charge** – charges a small 12 volt battery in 2 to 12 hours



Model SE-1510MA

- **100-Amp Engine Start** – for emergency starting
- **15-Amp Fast Charge** – charges a battery in 2 to 4 hours
- **2-Amp Trickle Charge** – charges a small 12 volt battery in 2 to 12 hours



Metal Hand-Held Linear Charger/Starter

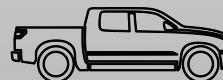


- Fully Automatic/Manual Operation
- 2 LEDs
- Rugged Durable Metal Case
- Top Mounted Carrying Handle



Model SE-125A

- **125-Amp Engine Start** – for emergency starting
- **15-Amp Fast Charge** – charges a battery in 2 to 4 hours
- **2-Amp Trickle Charge** – charges a small, 12 volt battery in 2 to 12 hours
- **6-Function Rotary Switch**



Model SE-2151MA

- **100-Amp Engine Start** – for emergency starting
- **15-Amp Fast Charge** – charges a battery in 2 to 4 hours
- **2-Amp Trickle Charge** – charges a small 12 volt battery in 2 to 12 hours



SCHUMACHER CORP.
ELECTRIC
S I N C E

1947

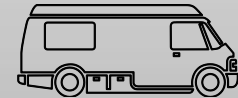
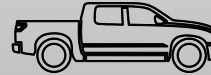
TM

Metal Hand-Held Linear Charger/Starter

- **10-Amp Fast Charge –**
Charges a deep-cycle battery in 7 to 11 hours.
Charges an automotive battery in 3 to 5 hours
- **Flexible Function –** select manual or fully automatic function for special applications
- **Fully Automatic –** once battery is charged, unit switches on and off as needed
- **Rugged Durable Metal Case**
- **Top Mounted Handle**



Model SE-70MA




Multiple Battery Charger

- 10 or 5-Amp Charge Rate
- Manual Operation
- Rotary Switch Selection
- Includes 5 Jumpers – for connecting batteries in series
- Charge Up to Six 12V or Twelve 6V Batteries
- Dual-rate Output
- Safety – has overload & short-circuit protection
- Rugged Durable Metal Case
- Top Mounted Carrying Handle
- Applications – 6V & 12V batteries, hooked up in 12, 24, 36, 48, 60 or 72 Volt configurations




Model SE-1072

12V



6V



Signature Series Linear Battery Charger



- Rugged Polypropylene Case
- Built-In Top Mounted Carrying Handle



Model 82-6-PE

- **6-Amp Medium Charge Rate** – Charges a 12V battery in 6 to 8 hours
- **2-Amp Trickle Charge** – charges a small 12-Volt battery in 2 to 12 hours
- **Manual Operation**

Model 520A-PE

- **10-Amp Fast Charge** – charges a 12V battery in 3 to 5 hours
- **2-Amp Trickle Charge** – charges a small 12 volt battery in 2 to 12 hours
- **Fully Automatic**
- **2 LEDs** – signals Power On and Fully Charged



Signature Series Linear Battery Charger/Starter



- Rugged Polypropylene Case
- Built-In Top Mounted Carrying Handle



Model 1050-PE

Model 5216A-PE

- **50-Amp Engine Start** – for emergency starting
- **10-Amp Fast Charge** – charges a 12V battery in 3 to 5 hours
- **2-Amp Trickle Charge** – charges a small 12V battery in 2 to 12 hours
- **Manual Operation**

- **50-Amp Engine Start** – for emergency starting
- **10-Amp Fast Charge** – charges a 12V battery in 3 to 5 hours
- **2-Amp Trickle Charge** – charges a small 12V battery in 2 to 12 hours
- **Fully Automatic**
- **2 LEDs** – signals *Power On* and *Fully Charged*



Speed Charge Maintainer

- **1.5-Amp Charger and Maintainer**
- **Fully Automatic** – once battery is charged, unit switches from Full Charge to Float-Mode Monitoring
- **Microprocessor Controlled**
- **Automatic Voltage Detection**
- **Automatic Temperature Compensation**
- **Thermal Runaway Protection**
- **Safety Start** – charger will not supply current to battery until it is properly connected to a battery.
- **LEDs** – indicate Charging, Charged and Power
- **Quick-Disconnect Harness**
 - Utilize ring connector and only hook harness up once
 - No need to remove battery again to charge
 - Both the 50-Amp clamp & ring connectors snap into place in seconds
- **Reverse-Hookup Protection**



Model SEM-1562A



SpeedCharge Battery Charger



Model SC-200A

- **2-Amp, 12V Charge** – 120V plug-in, high-frequency, automatic operation
- **4-Amp, 6V Charge**

6V/12V

- **Microprocessor Controlled**
- **LEDs Indicate** – *Charging, Charged and Trouble*
- **Safety Start**
- **Fully Automatic** – once battery is charged, unit switches from Full Charge to Float-Mode Monitoring
- **Quick-Disconnect Harness** -
 - Utilize ring connector and only hook harness up once
 - The 50-Amp clamps snap into place in seconds!
 - Use male adaptor plug to recharge booster packs or recharge vehicle battery via cigarette port
- **Reverse-hookup protection**



Model SC-300A

- **3-Amp Charge** – 120V plug-in, high-frequency, automatic operation



SpeedCharge Battery Charger



- Microprocessor Controlled
- Thermal Runaway Protection
- Safety Start
- Electronic Push Button Controls
- Sturdy, Built-In Handle
- Molded Polypropylene Case



Model SC-600A

- **6-Amp Medium Charge** – charger monitors battery condition and automatically adjusts charging rate, preventing battery damage
- **4-Amp Medium Charge** – self-adjusting charge rate ideal for everyday charging needs
- **2-Amp Slow Charge** – for charging small batteries and maintaining large ones
- **Fully Automatic**
- **50-Amp Clamps** – offer versatility for top & side-mounted battery posts



Model SC-1000A

- **10-Amp Medium Charge** – charger monitors battery condition and automatically adjusts charging rate, preventing battery damage
- **6-Amp Medium Charge** – self-adjusting charge rate ideal for everyday charging needs
- **2-Amp Slow Charge** – for charging small batteries and maintaining large ones
- **Fully Automatic**
- **Charging Status LEDs**
- **50-Amp Clamps** – offer versatility for top & side-mounted battery posts



SpeedCharge Battery Charger

- **12-Amp Fast Charge** – charger monitors battery condition and automatically adjusts charging rate, preventing battery damage
- **8-Amp Medium Charge** – self-adjusting charge rate ideal for everyday charging needs
- **2-Amp Slow Charge** – for charging small batteries and maintaining large ones
- **50-Amp Clamps** – offer versatility for top and side-mounted battery posts
- **Microprocessor Controlled**
- **Thermal Runaway Protection**
- **Safety Start** - charger will not supply current to battery until it is properly connected to a battery
- **Charging Status LEDs**
- **Easy-Touch Controls** – easy-to-feel switches for selection of *Display Mode, Charge Rate* and *Battery Type*
- **Portable & Light Weight** – retractable handle for easy portability & storage, weighs only 5.5 lbs.
- **Molded Polypropylene Case**



Model SC-1200A



SpeedCharge Hybrid Battery Charger/Starter/Tester



Model SC-8020A

- 80-Amp engine start
- 10 ◀▶ 20-Amp fast charge
- 2-Amp Trickle Charge

- Microprocessor Controlled
- Thermal Runaway Protection
- Safety Start
- Charging Status LEDs
- Electronic Touch Pad Controls
- 125-Amp Sure-Grip Clamps
- Retractable Handle
- Built-In Digital Voltmeter/Tester
- Molded Polypropylene Case



Model SC-10030A

- 100-Amp engine start
- 12 ◀▶ 30-Amp fast charge
- 2-Amp Trickle Charge



SpeedCharge Ship N' Shore High Frequency Charger



Model SSC-1000A

- **10-Amp Fast Charge** – charger monitors battery condition and automatically adjusts charge rate, preventing battery damage for car, truck, marine, RV, farm equipment, AGM gel cell and deep-cycle batteries
- **6-Amp Medium Charge** – self-adjusting charge rate ideal for everyday charging needs
- **2-Amp Slow Charge** – for charging small batteries and maintaining large ones
- **50-Amp Clamps** – offer versatility for top and side-mounted battery posts

- Microprocessor Controlled
- Thermal Runaway Protection
- Safety Start
- Charging Status LEDs
- Electronic Push Button Controls
- Molded Polypropylene Case



Model SSC-1500A

- **15-Amp Fast Charge** – charger monitors battery condition and automatically adjusts charge rate, preventing battery damage for car, truck, marine, RV, farm equipment, AGM gel cell and deep-cycle batteries
- **10-Amp Medium Charge** – self-adjusting charge rate ideal for everyday charging needs
- **2-Amp Slow Charge** – for charging small batteries and maintaining large ones
- **75-Amp Clamps** – offer versatility for top and side-mounted battery posts



Signature Series Ship N' Shore Battery Charger



- Fully Automatic
- LED Indicators
- Reverse-Hookup Safeguard
- Built-in Convenient Carrying Handle



Model SS-51A-PE

- **10-Amp Fast Charge** – ideal for everyday charging needs

Model SS-120A-PE

- **12-Amp FAST Charge**
- **Flexible Function** – manual or automatic
- **Microprocessor Controlled**



Ship N' Shore Battery Charger

- **True 10-Amp Charge for–**
 - Single 12V battery
 - Two 12V Batteries in a two-battery, 24-Volt system
- **True 20-Amp Charge –** for single 12-Volt battery
- **Fully Automatic**
- **Multiple Marine Capabilities –** comes complete with two sets of output cords
- **Microprocessor Controlled –** dedicated processor for each independently controlled bank
- **Safe –** ignition protected, non-sparking battery leads allow safe charging, even on board
- **Electrically Independent Outputs –** handle 12 or 24 volt systems
- **Fully Automatic –** multi-stage charging system with float-mode monitoring charges and then maintains the battery. Resumes continuous charging when battery becomes discharged
- **Applications –** perfect for multiple marine charging needs



Model SS-210A



Ship N' Shore On-Board Battery Charger

- **15-Amp Marine Chargers** - permanently mount to your boat.
- **Fully Automatic**
- **Microprocessor Controlled**
- **Its Weatherproof, Watertight seal** ensures that there will be no leakage and is safe to store onboard, all year long
- **The chargers work with 12V regular or deep cycle batteries** including Flooded Cell, AGM and Gel Cell batteries
- **Six foot input and output cables**
- **Led Indicators**
- **Short Circuit Protection**
- **Reverse Polarity Protection**



Model SS-15A3-OB



Farm & Ranch Linear Battery Charger



- Meter: Back-Lit, Impact-Resistant, & Color-Coded
- Rugged Durable Metal Case
- Top Mounted Carrying Handle



Model SE-3004MA

Model SE-3002

- **6-Amp Medium Rate** – charges a battery in 6 to 8 hours
- **2-Amp Trickle Charge** – charges a small 12 volt battery in 2 to 12 hours
- **Manual Operation**

- **10-Amp Fast Charge** – charges a battery in 3 to 5 hours
- **Fully Automatic**

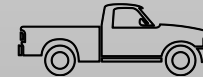


Farm & Ranch Linear Battery Charger/Starter

- **50-Amp Engine Start** – for emergency starting
- **10-Amp Fast Charge** – for everyday charging needs, charges in 3 to 5 hours
- **2-Amp Trickle Charge** – charges a small 12 volt battery in 2 to 12 hours
- **Fully Automatic**
- **Meter: Back-Lit, Impact-Resistant, Color-Coded** – for easy viewing day or night
- **Rugged Durable Metal Case**
- **Top Mounted Carrying Handle**



Model SE-3005MA

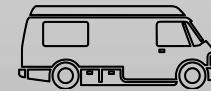


Farm & Ranch Linear Battery Charger/Starter

- **200-Amp Engine Start** – for emergency starting
- **30-Amp Charge** – for very fast charging, charges in 1 to 3 hours
- **10-Amp Fast Charge** – for everyday charging needs, charges in 3 to 5 hours
- **Manual Operation**
- **Meter- Back-Lit, Impact-Resistant, Color-Coded** – for easy viewing day or night
- **Rugged Durable Metal case**
- **Top Mounted Carrying Handle**



Model SE-3010



Free Manuals Download Website

<http://myh66.com>

<http://usermanuals.us>

<http://www.somanuals.com>

<http://www.4manuals.cc>

<http://www.manual-lib.com>

<http://www.404manual.com>

<http://www.luxmanual.com>

<http://aubethermostatmanual.com>

Golf course search by state

<http://golfingnear.com>

Email search by domain

<http://emailbydomain.com>

Auto manuals search

<http://auto.somanuals.com>

TV manuals search

<http://tv.somanuals.com>