

A Easy Set up Components

- Camera and Stand
- Receiver
- Extension Cable
- Power only Cable for Wireless Connection
- Power & BNC Cable for Wired Connection
- Receiver Power Supply
- Camera Power Supply
- BNC to RCA Adapter
- Video Cable

B Connecting the receiver to record on a VCR

- Using supplied video cable, connect one end to receiver
- Connect other end of video cable to INPUT on VCR
- Using another video cable (not supplied) connect to VCR OUTPUT
- Connect other end of video cable to INPUT on TV
- Connect power cable to receiver

C Connecting the receiver to your TV

Connect the video cable to the back of the receiver


Connect one end of the cable to your TV Input

D Viewing the camera and recording to VCR

- Power on the receiver, VCR and TV
- Using your TV's remote control tune your TV to the correct **INPUT***. In our example above the TV should be set to **INPUT 1**
- Using your VCR's remote control tune your VCR to the **LINE 1 INPUT***
- You should now see your cameras on the TV screen. Follow your manufacturer's instructions to record to your VCR

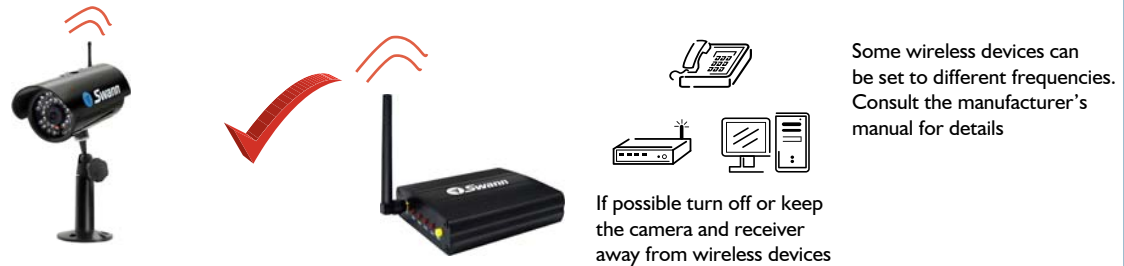
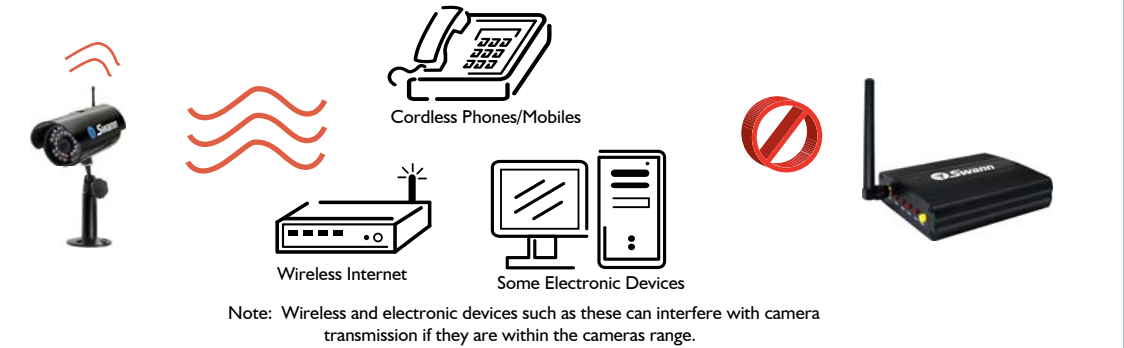
*Some VCR's and TV's will list this as INPUT, A/V, SOURCE, L1, Channel 0 - Consult your manufacturer's manual for more information

E Setting up Wireless or Wired options



OR

F Wireless Camera Positioning



G Achieving the highest quality wireless signal



H General Installation Notes and Tips

1. Test the camera signal before permanently installing the cameras.
2. Using battery power is only recommended for testing purposes as the cameras do require constant power to operate.
3. IR or night vision will reflect off of glass or windows and overexpose the picture. Try placing cameras in direct line of sight of your subject.
4. Never aim the camera directly at the sun as this can permanently damage the lens.
5. Never submerge the camera in water. Some shelter is recommended such as an awning or eave.

Free Manuals Download Website

<http://myh66.com>

<http://usermanuals.us>

<http://www.somanuals.com>

<http://www.4manuals.cc>

<http://www.manual-lib.com>

<http://www.404manual.com>

<http://www.luxmanual.com>

<http://aubethermostatmanual.com>

Golf course search by state

<http://golfingnear.com>

Email search by domain

<http://emailbydomain.com>

Auto manuals search

<http://auto.somanuals.com>

TV manuals search

<http://tv.somanuals.com>