


# SNAPPER®

## CARES ABOUT YOUR SAFETY...



This booklet is furnished with each mower as part of a continuing program to promote safe operating practices as a supplement to the **IMPORTANT SAFETY INSTRUCTIONS** in the SNAPPER Operator's Manuals. Keep these publications handy and refer to them often as reminders.

Additional copies of this booklet will be made available\* for safety education and information handouts to any interested person or groups including schools, churches, civic groups and businesses. Send your request to the SNAPPER Customer Service Department at the address below or call (1-800-935-2967)

\* There may be a nominal charge for especially large quantities of the booklet to help cover handling and mailing costs. Check with SNAPPER Customer Service.

© Copyright 1993 by SNAPPER. Printed in the United States of America. All rights reserved. Reproduction or use, without express permission, of editorial or pictorial content, in any manner, is prohibited.


# SNAPPER®

McDonough, GA., 30253 U.S.A.

BOOKLET No. 1-4000 (REV. 4, 9/7/99)

SOME GUIDELINES TO

# POWER MOWER SAFETY




By **SNAPPER®**

# INTRODUCTION

Although designed with as many Safety features as possible, the main purpose of your mower is to mow grass. Always keep in mind that this work-saver is a powerful cutting machine capable of causing personal injury and even death when used improperly.

Each year over 60,000 people are treated in hospitals for power mower related injuries according to U.S. Government estimates. The accidents reported include broken bones, cuts, lacerations and amputations from blade contacts. Injuries from hurled objects and burns also occur. Among the more tragic injuries are those to small children.

You don't have to become a statistic! Accidents happen most often when people either do not learn how to operate the mower properly or don't use common sense and get careless. Get to know where the danger zones are and keep constantly aware of the potential hazards of operating your power mower. Also, do not let children 12 years of age and younger or immature teenagers or untrained adults operate your machine. Make sure all operators become thoroughly familiar with all controls and understand all safety instructions before allowing them to operate your mower. **SNAPPER** presents some important safety precautions on the following pages. Read and review this booklet often for safety's sake. Ask anyone else who will operate your mower to read this booklet.



## PREPARE YOURSELF ...


Read the Operator's Manual before starting for the first time and at least at the beginning of each new mowing season.

Get to know where all controls are located and learn the function of each.

2


# SOME SPECIFIC PRECAUTIONS

**WALK BEHIND MOWERS** should not be operated in wet grass or other slippery areas where footing is in doubt. On **ELECTRIC WALK BEHINDS**, wet grass, rain and extension cords in poor condition must be avoided to prevent electrical shock. With **RIDING MOWERS AND TRACTORS**, never carry passengers, especially small children even with the blade OFF! If you let children ride with you, there is always the danger of their feet slipping under the mower deck. Small children could also become so accustomed to riding with you that they might run up to join you while you are underway and slip under the rider before you can react to stop the blade. Even after stopping the engine, stay alert to prevent children (and others) from touching hot exhaust components. Before backing up, always carefully check the area behind you. Keep riders away from ditches and drop-offs to prevent tipping over.



## KEEP UNIT IN SAFE OPERATING CONDITION


Check for wear and deterioration frequently. Replace parts as needed with genuine **SNAPPER** replacements. Lubricate your machine as specified to prevent premature wear or to keep essential controls from binding. Don't tamper with governors to alter engine speed settings. Service only after engine is stopped and with spark plug wire disconnected to prevent unintentional starting. It is also a good idea to have your unit serviced once a year by an authorized **SNAPPER** Dealer to upgrade the machine to the latest safety standards.



7


# USE PROPER STARTING PROCEDURES

Follow the starting instructions spelled out in the Engine Owner's and Mower Operator's Manual. Make sure safety interlocks are working. Check to see that the blade is off (if possible) and the wheel drive (if applicable) is not engaged. Keep hands and feet safely away from the mower deck while starting. Move machine outdoors where deadly exhaust fumes will quickly dissipate. If flooding occurs (strong odor of gasoline), do not continue attempting to start as this will cause raw gasoline to flow into the engine and out the muffler in severe cases. Allow time for the vapors to dissipate before locating and correcting the cause of flooding. Ask your dealer for help if the cause of flooding is not readily evident. To prevent flash fire, never test for ignition spark while an engine is flooded -- keep away from the muffler in case of back-firing.




# GET TO KNOW YOUR MOWER...

Check the Engine Owner's and Mower Operator's Manuals frequently. Pay particular attention to the important safety instructions in the manuals and to the warning and caution labels on the machine. Look for and heed the Safety Alert symbols. Practice operating the machine with the blade OFF, if possible, to familiarize yourself with the operation before actually mowing.



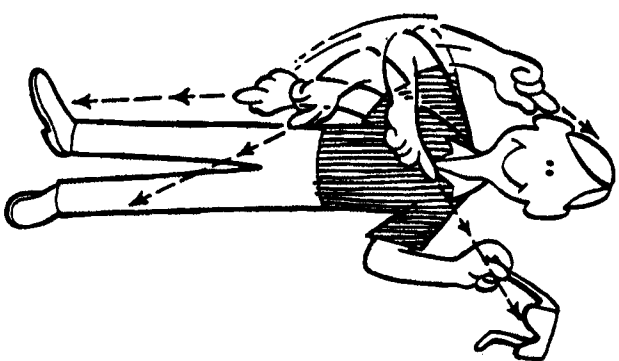
# THINK SAFETY WHILE OPERATING...

Keep constantly aware of potential dangers and be prepared for emergencies. Don't go too fast for conditions -- you could slip under a walk mower or fall off a riding mower when speeding. Look both ways when changing directions. Proceed with caution on slopes. Never point discharge at people, passing vehicles, windows or doorways. Do not leave engine running or mower unattended for any reason - take the key out to prevent unauthorized use of the mower.




# DRESS FOR THE JOB...

Wear substantial shoes and protective clothing for the job - not open sandals or shorts. Don't wear loose clothing or unrestrained long hair which could be drawn into rotating parts. Use safety glasses and dust masks whenever the need is indicated.




## PREPARE THE AREA BEFOREHAND...



Always check the area to be mowed before mowing. Pick up toys, tools, rocks, sticks, wires or any other objects that could be thrown by the blade. Also check for and mark obstructions to be avoided such as drain pipes, sprinkler heads, protruding boulders, etc.



## PREPARE YOUR MACHINE...

Check for loose or missing parts. Make sure all shields, guards, deflectors and/or grass catchers are in place and in good condition. Blow off or sweep away any accumulation of dried grass on mower surfaces to prevent fires. Check for and correct fuel leakage. Maintain proper oil level in engine to prevent overheating damage. Check blade for proper retention at frequent intervals.



4


## HANDLE FUEL WITH CARE...



Gasoline (or petrol) has become such a common fuel that there is a tendency to forget that it readily forms a highly volatile vapor. Before adding fuel, push the machine outdoors or to an area where vapors will not collect. If you do spill fuel, wipe it up and allow time for complete vaporization before attempting to start. Stop the engine and allow it to cool off before refueling. Store gasoline in approved, properly marked gasoline container and keep it safely away from reach of children. Do not store or use gasoline in any area of your home including the basement.

## WARN PEOPLE BEFORE STARTING PROJECT...

Let everyone in the vicinity know that you are going to be mowing grass and tell them what areas they should keep away from. To be on the safe side, make children stay inside the house and keep pets penned while you are operating your mower. Watch out for children and/or pets darting into the area and be prepared to stop immediately.



5

## Free Manuals Download Website

<http://myh66.com>

<http://usermanuals.us>

<http://www.somanuals.com>

<http://www.4manuals.cc>

<http://www.manual-lib.com>

<http://www.404manual.com>

<http://www.luxmanual.com>

<http://aubethermostatmanual.com>

Golf course search by state

<http://golfingnear.com>

Email search by domain

<http://emailbydomain.com>

Auto manuals search

<http://auto.somanuals.com>

TV manuals search

<http://tv.somanuals.com>