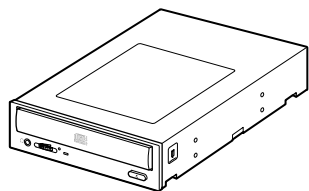


Accessory List

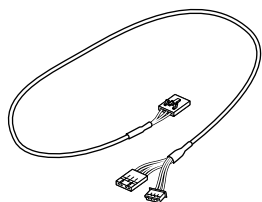
Please verify that the package includes the following accessories with the CRX160E when unpacking.

If any of these items appears to be missing or damaged, please contact your supplier.

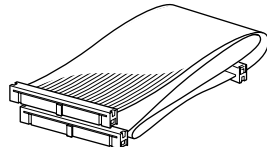
- CRX160E drive



- Audio cable



- 40 pin ATAPI (IDE) flat cable



- Screws (x4)
- CRX160E User's Guide
- Quick Start Guide
- Software Quick Start Guide
- Software CD-ROM
- Blank CD-RW disc
- Warranty Card

To guard against possible loss or damage, be sure to make a backup copy of the provided software CD-ROM on a CD-R disc or other media. The software CD-ROM is not sold separately.

CD-R/RW Drive Unit

User's Guide

English

Please refer to this manual together with the "ATAPI Interface CD-R/RW Drive User's Guide" in the attached Software CD-ROM, which carries more detailed information.

Français

Veillez référer au présent manuel ainsi qu'au document intitulé "CD-R/RW Drive Unit Guide de l'utilisateur" contenu sur le CD-ROM accompagnant ce produit pour plus de détails.

中文繁體

請參考本使用說明書及隨同軟體CD-ROM一起提供的載有更多資訊的 "ATAPI界面CD-R/RW 驅動器用戶指南"。

中文简体

请参考本使用说明书及随同软件CD-ROM一起提供的载有更多信息的 "ATAPI 接口CD-R/RW 驱动器用户指南"。

한글

부속된 소프트웨어 CD-ROM에 있는 자세한 "ATAPI 인터페이스 CD-R/RW 드라이브, 사용자 가이드"와 함께 본 사용설명서도 참조하여 주십시오.

CRX160E



© 2001 Sony Corporation

Printed in Malaysia

CRX160E-A1, M(CE7)

Safety Regulations

WARNING - For the customers in U.S.A.:

You are cautioned that any changes or modifications not expressly approved in this manual could void your authority to operate this equipment.

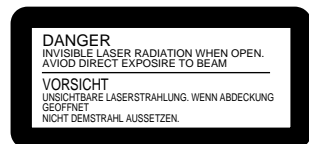
WARNING

To prevent fire or shock hazard, do not expose the unit to rain or moisture. To avoid electrical shock, do not open the cabinet. Refer servicing to qualified personnel only.

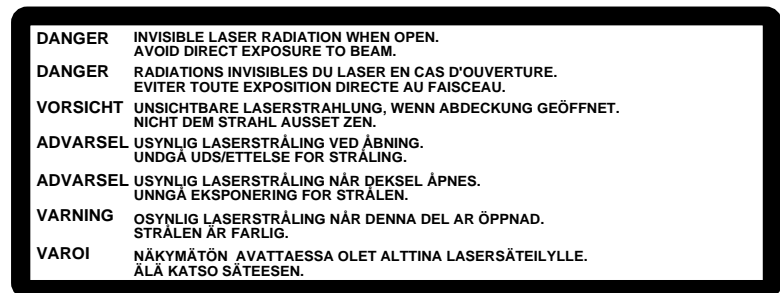
CAUTION:

As the laser beam in this CRX160E is harmful to the eyes, do not attempt to disassemble the cabinet. Refer servicing to qualified personnel only. The use of optical instruments with this product will increase eye hazard. The use of controls or adjustments or performance of procedures other than those specified herein may result in hazardous radiation exposure.

This label is located on the drive unit's internal chassis. Dieses Etikett befindet sich auf dem inneren Chassis des Laufwerkes.

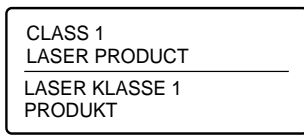


This label is located on the top of the drive unit enclosure. Dieses Etikett befindet sich am Boden des Laufwerksgehäuses.



This CD-R/RW drive unit is classified as a CLASS 1 LASER PRODUCT. The CLASS 1 LASER PRODUCT label is located at the top of the enclosure.

Bei diesem CD-R/RW-Laufwerk handelt es sich um ein Laser-Produkt der Klasse 1. Das Etikett mit der Aufschrift LASER KLASSE 1 PRODUKT befindet sich auf der Oberseite des Gehäuses.



LOUKAN 1 LASERLAITE
KLASS 1 LASER APPARAT

FCC Compliance:

This equipment has been tested and found to comply with the limits for a Class B digital device, pursuant to Part 15 of the FCC Rules. These limits are designed to provide reasonable protection against harmful interference in a residential installation. This equipment generates, uses, and can radiate radio frequency energy and, if not installed and used in accordance with the instructions, may cause harmful interference to radio communications. However, there is no guarantee that interference will not occur in a particular installation. If this equipment does cause harmful interference to radio or television reception, which can be determined by turning the equipment off and on, the user is encouraged to try to correct the interference by one or more of the following measures:

- Reorient or relocate the receiving antenna.
- Increase the separation between the equipment and receiver.
- Connect the equipment into an outlet on a circuit different from that to which the receiver is connected.
- Consult the dealer or an experienced radio/TV technician for help.

Note:

If you have any questions about this product, you may call the telephone number listed on the "Product Support Information" page. The telephone number below is not for customer service but only for official purpose.

Declaration of Conformity

Trade Name: SONY
 Model No.: CRX160E
 Responsible Party: Sony Electronics Inc.
 Address: 680 Kinderkamack Road, Oradell, NJ 07649 USA
 Telephone No.: 201-930-6972

This device complies with Part 15 of the FCC Rules. Operation is subject to the following two conditions:
 (1) This device may not cause harmful interference, and
 (2) This device must accept any interference received, including interference that may cause undesired operation.

이 기기는 가정용으로 전자파 적합등록을 한 기기로서 주거지역에서는 물론 모든 지역에서 사용할 수 있습니다.

Introduction

The CRX160E offer the following features.

- ❑ An internal CD-R/RW drive with ATAPI interface for PCs.
- ❑ Writes up to 12× speed on CD-R disc media.
- ❑ Writes up to 8× speed on CD-RW disc media.
- ❑ Reads CD-ROM discs at up to 32× speed.

System Requirements

The CRX160E can be used in systems with the following capabilities.

- ❑ CPU: Pentium 100 MHz or higher
For stable writing performance at high speeds, the CPU speed should be considerably higher than the above minimum requirement. For writing at 12× speed, a Pentium II/400 MHz or higher is recommended.
- ❑ PC/AT-compatible PC
- ❑ Windows® 95, Windows® 98, Windows NT® or Windows® 2000, Windows® Me operating system
- ❑ At least 32 MB RAM (64 MB or higher recommended)
- ❑ At least 50 MB available hard disk space
- ❑ One available EIDE(ATAPI) interface connection (primary slave, or secondary master or slave)
- ❑ One empty 5-inch half-height drive bay
- ❑ One available internal +12 V/+5 V power connector
- ❑ In addition to the above requirements, the requirements of the writing software to be used must also be met.

CAUTION

- The above system configuration is given as a minimum requirement for a system on which basic CD-R/RW writing performance can be obtained. In actual use, the requirements for the writing software also have to be taken into consideration. (Normally, these requirements will be higher than the above specifications.)
- The drive cannot be assured to operate properly if connected to an ATAPI interface adapter card (we cannot guarantee compatibility or offer user support).

Product Support Information

If you are having problems installing or using your drive please review the “In Case of Trouble” in the User’s Guide in Software CD-ROM disc. If you are looking for more information about the range of Sony drive & media products, answers to general compatibility issues or further advice with installation & operational problems please see the following web sites:

Products purchased in USA:

<http://www.sony.com/storagesupport>

Products purchased in Australia or New Zealand:

<http://www.sony.com.au/home.asp>

Products purchased in Canada:

<http://www.sony.ca/>

About the Writer Software

Information about the supplied writer software is available on the web sites of the manufacturers and software distributors. (Accessible from the Links in Software CD-ROM)

If you are unable to obtain the required information from the above sources, contact the office below. Please have the following information available if asking about an operational failure or damage. **Free telephone support is offered for 90 days from your first call.**

- **Model:** CRX160E
- **Product number**
- **Date of purchase, and name of supplier**
- **Computer make and model number**
- **Computer specifications (CPU speed, memory size, OS version, etc.)**
- **Writer software used (version, etc.)**
- **Description of the failure, with as much detail as possible**
- **Whether any problems occurred when the product was first used, whether problems developed only later, etc.**

USA (Sony Electronics Inc):

Monday to Saturday 8:00 a.m. – 8:00 p.m. CT
Toll Free: 1-800-588-3847

Australia or New Zealand (Sony Australia Limited):

Monday to Friday 8.30 a.m. – 7.00 p.m. EST
Toll Free: 1-300-13-SONY (7669)
Sydney: 612-9878-9712

Canada (Sony of Canada Limited):

Monday to Friday 8:00 a.m. – 8:00 p.m. EST
Toll Free: 1-800-961-7669 (Toronto: 416-495-2995)
Toll Free (FAX): 1-888-263-2244 (Toronto: 416-495-2996)
E-mail Address: it_help@sony.ca

Main Specifications

Discs

Compatible disc types

CD-R
CD-RW
CD-ROM
CD-ROM XA
CD-DA
CD Extra (CD+)
Video CD
CD TEXT
Photo CD
(Multi-Session support)
CD-I
CD Bridge
Audio Combined CD-ROM
Disc diameter 12 cm
8 cm (reading only)

Writing Systems

Track-at-once
Disc-at-once
Session-at-once
Packet writing

Drive

Data transfer rate

Up to 4800 Kbytes/sec (32× speed¹⁾)

Access time

Average random stroke 150 ms

¹⁾ Maximum data transfer rate depends on the capabilities of the host PC

Operating/Storage Environment

Operating temperature

5 to 40 °C

Operating humidity

20 to 80 % RH (non-condensating)

Storage environment

–20 to 50 °C, 20 to 90% RH
(non-condensating)

Power and Miscellaneous

Voltage

Current +5 V	1000 mA typ. 1200 mA max.
+12 V	600 mA typ. 1300 mA max.

Power consumption

Approx. 11 watts

Size

Approx. 146 × 41.4 × 208 mm (WHD)

Weight

Approx. 1 kg (drive only)

Interface

Drive interface

ATAPI compliant

Buffer capacity

4 MB

Please note that specifications and appearance may be subject to change without notice.

Please Record Responsibly

Before copying anything onto a CD-R or CD-RW disc, please be sure you are not violating copyright laws. Most software companies allow you to make a back-up or archive copy of software. Check your software’s license agreement for specific details.

Warranty Card and After-Sales Service

Warranty Card

- A warranty card should be provided with this product at the place of purchase.
- Please read the warranty card, fill in the specified information, and retain it for future reference.
- The warranty period is one year from the date of purchase.

After-Sales Service

If a problem is suspected, first check the following.

Review the information in this manual.

If the problem is still suspected, contact your customer service centre.

Contact the customer service centre listed in the “Product Support Information”.

Repairs under Warranty

We provide repair services as described in this manual and on the Warranty Card. Refer to these documents for details.

Repairs outside of Warranty

If operation can be restored by repair, we will repair the drive for a charge.

Replacement Parts Availability

Repair parts (which may be required to maintain operation) for CD-R/RW drives are retained by the company for at least six years after a model is discontinued. This period corresponds to that during which repair can be assured. However, even after this period, repair may still be possible depending on the nature of the damage, so please contact your supplier or repair service provider.

When contacting us, please have the following information available:

- **Model Name:** CRX160E
- **Serial Number:**
- **Problem Description:** as detailed as possible
- **Date of Purchase:**

Repair Requirements

If you return the drive to your place of purchase or repair service provider because of damage resulting from misuse or other causes, you will be responsible for all repair-related expenses, including shipping and handling and product adjustments.

Note

The warranty and product support for this product are valid only within the countries or sales regions specified on the warranty card.

Free Manuals Download Website

<http://myh66.com>

<http://usermanuals.us>

<http://www.somanuals.com>

<http://www.4manuals.cc>

<http://www.manual-lib.com>

<http://www.404manual.com>

<http://www.luxmanual.com>

<http://aubethermostatmanual.com>

Golf course search by state

<http://golfingnear.com>

Email search by domain

<http://emailbydomain.com>

Auto manuals search

<http://auto.somanuals.com>

TV manuals search

<http://tv.somanuals.com>