

## Introduction

This product offers the following features.

- An internal CD-RW drive with ATAPI (EIDE) interface for PCs.
- Writes up to 52× speed on CD-R disc media.
- Writes up to 24× speed on CD-RW disc media.
- Reads CD-ROM discs at up to 52× speed.
- With the Turbo Boost function, easily switch from the default 40× read/write speed to 52× speed.\*

\* For details, see “Turbo Boost Function” below.

## System Requirements

This CD-RW drive can be used in systems with the following capabilities.

- CPU: Pentium 266 MHz or higher

For stable writing performance at high speeds, the CPU speed should be considerably higher than the above minimum requirement. For writing at 52× speed, a Pentium II/400 MHz or higher is recommended.
- PC/AT-compatible PC
- OS:
  - Windows® 98 Second Edition
  - Windows® 2000 Professional
  - Windows® Millennium Edition
  - Windows® XP Home Edition
  - Windows® XP Professional

## Package Contents

Please verify that the package includes the following accessories with the drive when unpacking.

If any of these items appears to be missing or damaged, please contact your supplier.

- CD-RW drive
- 40-pin ATAPI (IDE) flat cable
- Screws (×4)
- Product Information (this document)
- Software Quick Start Guide
- Quick Start Guide (for ATAPI (EIDE) Interface Drive)
- Software disc
- Warranty cards

<b>Note</b>
To guard against possible loss or damage, be sure to make a backup copy of the provided software disc on a CD-R disc or other media. The software disc is not sold separately.

<b>Please Record Responsibly</b>
Before copying anything onto a CD-R or CD-RW disc, make sure that you are not violating copyright laws. Most software companies allow you to make a backup or archive copy of software. Check your software license agreement for details.

## Turbo Boost Function

The default read/write speed of this drive is 40× speed. With a single touch, you can activate the Turbo Boost function, making the read/write speed 52× speed.

##### CAUTION

- On rare occasions, some discs may not be able to tolerate 52× speed, causing them to break. We recommend that you do not use deeply scratched, brittle, or other discs that may break at 52× speed.
- The Turbo Boost function does not increase read/write speed with CD-RW discs.

- Insert a disc into the drive.**

The speed when you insert a disc is normally 40× speed.

##### Notes

- When you want to write at 52× speed, insert the disc into the drive, activate the Turbo Boost function, and then start writing to the disc.
- When writing with the Turbo Boost function, the Busy indicator blinks more rapidly than usual. (About twice as fast as when writing at the default write speed.)
- When you open the disc tray, the speed reverts to its default of 40× speed.
- The Turbo Boost function does not guarantee a 52× write speed. Depending on the condition of the disc you are using, the speed may be lower.

## Specifications

<b>Compatible discs</b>	
CD-R	CD-RW
CD-ROM	CD-ROM XA
CD-DA <sup>1)</sup>	CD Extra (CD+)
Video CD	CD TEXT
Photo CD	
Disc diameter	12 cm
	8 cm (reading only)

<sup>1)</sup> This product is designed to playback discs that conform to the Compact Disc (CD) standard. Recently, various music discs encoded with copyright protection technologies are marketed by some record companies. Please be aware that among those discs, there are some that do not conform to the CD standard and may not be playable by this product. When you use this unit as an audio CD player, please use compact discs with the following mark.



<b>Writing Systems</b>	
Track-at-once	Disc-at-once
Session-at-once	Packet writing

<b>Drive</b>	
<b>Data transfer rate</b>	CD-ROM Up to 7800 KB/s (52× speed) <sup>2)</sup>
<b>Access time</b>	Average random stroke CD-ROM 100 ms

<sup>2)</sup> When using the Turbo Boost function. The maximum data transfer rate depends on the capabilities of the host PC.

## Product and Support Information

<b>Sony Global Sites Information</b>
--------------------------------------

**Product purchased in the USA:\***  
http://sony.storagesupport.com/

**Product purchased in Canada:**  
http://www.sony.ca/

**Product purchased in Australia or New Zealand:**  
http://www.sony.com.au/support.asp

**Product purchased in Europe:\***  
http://www.sonyisstorage.com/support

**Product purchased in Hong Kong:\***  
http://www.sony.com.hk/Electronics/cp

**Product purchased in China:\***  
http://www.sony.com.cn/Electronics/edmh/service.htm

**Product Purchase in Singapore:**  
http://www.sony.com.sg/asianit/

##### Technical Support

Please consult the above sources before calling with questions about using this product, or with technical questions about the drive or the supplied software. If using telephone or e-mail support, please have the following information available:

- Model number: **CRX225A**
- Serial number
- Date and place of purchase
- Computer maker and model number
- Computer specifications (CPU speed, memory size, OS version, etc.)
- Writing software used (version, etc.)

**Local technical support service is available only in the following sales regions:**

**Product purchased in the USA (Sony Electronics Inc.):**  
Monday to Saturday 8:00 a.m. - 8:00 p.m. CT

- Toll Free: 1-800-588-3847

- Free telephone support is offered for 90 days from your first call.

**Product purchased in Canada (Sony of Canada Limited):**  
24 hours / 7 days a week

- Toll Free: 1-800-961-7669

- http://www.sony.ca/sonyca/customersupport\_contactus.shtml

**Product purchased in Singapore (Sony Electronics Singapore Pte. Ltd.):**  
Monday to Friday 9:00 a.m. - 5:00 p.m.

- Storage Support Hotline (not toll free): +65-3291715

- E-mail: EDMS.Support@ap.sony.com

**Buffer under-run error protection**

**Power-Burn** technology

**Operating Environment**  
5 to 40 °C

**Power and Miscellaneous**  
DC +5 V 1.5 A  
DC +12 V 1.5 A  
**Size**  
Approx. 145.8 × 41.3 × 165 mm (W×H×D) (excluding front bezel)  
**Weight**  
Approx. 0.9 kg (drive only)

**Interface**

**Drive interface**  
ATAPI (EIDE)-compliant

**Drive Inquiry**  
Vendor Identification = “SONY”  
Product Identification = “CD-RW CRX225B”

**Buffer capacity**  
2 MB

Please note that specifications and appearance may be subject to change without notice.

## Safety Regulations

##### WARNING

You are cautioned that any changes or modifications not expressly approved in this document could void your authority to operate this equipment.

To prevent fire or shock hazard, do not expose the unit to rain or moisture.

To avoid electrical shock, do not open the cabinet. Refer servicing to qualified personnel only.

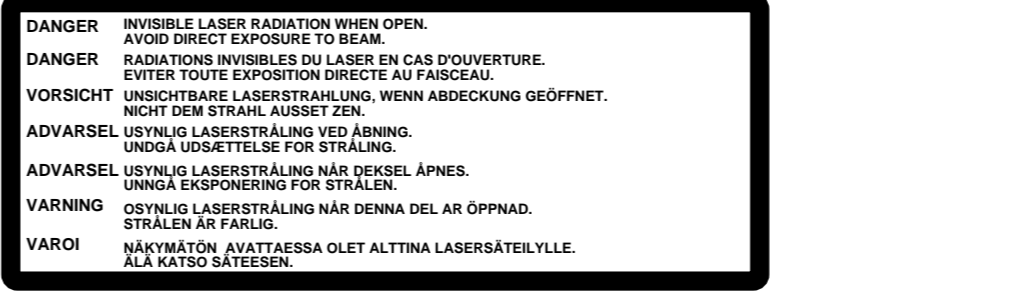
##### CAUTION:

As the laser beam in the CRX225A is harmful to the eyes, do not attempt to disassemble the cabinet. Refer servicing to qualified personnel only.

The use of optical instruments with this product will increase eye hazard. The use of controls or adjustments or performance of procedures other than those specified herein may result in hazardous radiation exposure.

This label is located on the drive unit’s internal chassis. Dieses Etikett befindet sich auf dem inneren Chassis des Laufwerkes.

This label is located on the top of the drive unit enclosure. Dieses Etikett befindet sich am Boden des Laufwerksgehäuses.



The CD-RW drive is classified as a CLASS 1 LASER PRODUCT. The CLASS 1 LASER PRODUCT label is located at the top of the enclosure.

Bei diesem CD-RW-Laufwerk handelt es sich um ein Laser-Produkt der Klasse 1. Das Etikett mit der Aufschrift LASER KLASSE 1 PRODUKT befindet sich auf der Oberseite des Gehäuses.	<div style="border: 1px solid black; padding: 5px; display: inline-block;">           CLASS 1 LASER PRODUCT            LASER KLASSE 1 PRODUKT         </div>	LUOKAN 1 LASERLAITE KLASS 1 LASER APPARAT
--	--	--

**FCC Compliance:**

This equipment has been tested and found to comply with the limits for a Class B digital device, pursuant to Part 15 of the FCC Rules. These limits are designed to provide reasonable protection against harmful interference in a residential installation. This equipment generates, uses, and can radiate radio frequency energy and, if not installed and used in accordance with the instructions, may cause harmful interference to radio communications. However, there is no guarantee that interference will not occur in a particular installation. If this equipment does cause harmful interference to radio or television reception, which can be determined by turning the equipment off and on, the user is encouraged to try to correct the interference by one or more of the following measures:

- Reorient or relocate the receiving antenna.
- Increase the separation between the equipment and receiver.
- Connect the equipment into an outlet on a circuit different from that to which the receiver is connected.
- Consult the dealer or an experienced radio/TV technician for help.

**Note:**

If you have any questions about this product, you may call the telephone number listed in the “Product and Support Information” section. The telephone number below is not for customer service, but for official purposes only.

Declaration of Conformity	
Trade Name:	SONY
Model No.:	CRX225A
Responsible Party:	Sony Electronics Inc.
Address:	680 Kinderkamack Road, Oradell, NJ 07649 USA
Telephone No.:	201-930-6972
This device complies with Part 15 of the FCC Rules. Operation is subject to the following two conditions: (1) This device may not cause harmful interference, and (2) This device must accept any interference received, including interference that may cause undesired operation.	

이 기기는 가정용으로 전자파 적합등록을 한 기기로서 주거지역에서는 물론 모든 지역에서 사용할 수 있습니다.

기기의 명칭 (모델명) : CRX225A  
인증받은자의 상호 : SONY KOREA  
제조년월일 : 별도표시  
제조사/제조국가 : SONY CORPORATION/CHINA

##### CE Sicherheitsbestimmungen

Diese Ausrüstung erfüllt die Europäischen EMC-Bestimmungen für die Verwendung in folgender / folgenden Umgebung(en):

- Wohngedenden
- Gewerbegebiete
- Leichtindriegebiete

(Diese Ausrüstung erfüllt die Bestimmungen der Norm EN55022, Klasse B.)

- Power-Burn and **Power-Burn** are trademarks of Sony Corporation.
- Pentium is a registered trademark of Intel Corporation.
- Microsoft, MS, MS-DOS and Windows are registered trademarks of Microsoft Corporation.
- Other system and product names used herein are registered trademarks or trademarks of their respective manufacturers, although the ™ and ® marks are not used in the text.

Before using this device, be sure to read the end-user license agreements for the software provided with your computer.

- Our product warranty is valid only when the supplied accessories (including software) are used in the specified or recommended system environment, in accordance with the documentation, and applies only to the CD-RW drive. Our customer service and user support apply only under these product warranty conditions.
- Please note that we cannot accept responsibility for failure of the computer or other devices, incompatibility with special hardware, operating problems caused by improper installation of software, loss of data, discs or other accidental or incidental damage that might occur when using this product.
- The guarantee and user support for this product are valid only within the countries or sales regions specified on the warranty card.
- Copyright laws prohibit the copying in part or in full of the supplied software and documentation, or loaning the software, without obtaining permission of the copyright holder.
- We cannot accept responsibility for any direct or indirect financial damage or loss of profit that might occur when using the supplied software.
- The supplied software can only be used with this product.
- Specifications of the supplied software may be changed without notice in the interest in product improvement.

## SONY®

A-BLU-100-11(1)

# CD-RW Drive

## Product Information

##### Included Documents

- Quick Start Guide
- Software Quick Start Guide
- Electronic manual on the software disc
- Warranty cards
- Product Information (this document)

## CRX225A

© 2003 Sony Corporation Printed in China P/N: 7819900386

##### English

Please refer to this manual together with the “ATAPI Interface Drive User’s Guide” in the attached Software Disc, which carries more detailed information.

##### Français

Reportez-vous au présent manuel ainsi qu’au document intitulé “Lecteur d’interface ATAPI - Guide de l’utilisateur” contenu sur le disque du logiciel accompagnant ce produit pour plus de détails.

##### Deutsch

Einzelheiten entnehmen Sie bitte diesem Handbuch sowie der “Laufwerk mit ATAPI-Schnittstelle - Anwenderanleitung” auf der mitgelieferten Software-Disc.

##### Español

Consulte este manual junto con la “Unidad de interfaz ATAPI - Guía del usuario” del disco de software suministrado, que contiene información más detallada.

##### Italiano

Fare riferimento al presente manuale insieme a “Guida dell’utente dell’unità disco con interfaccia ATAPI” nel disco del software allegato, nel quale sono contenute informazioni più dettagliate.

##### Português

Consulte este manual juntamente com o “Guia do Utilizador do Drive de Interface ATAPI” incluído no disco de software fornecido, para obter informações mais detalhadas.

##### Nederlands

Raadpleeg deze handleiding alsook de “ATAPI Station-interface -Gebruikershandleiding” op de bijgevoegde Software Disc, die meer gedetailerde informatie bevat.

##### Svenska

Förutom denna bruksanvisning finns mer information i “Brukanvisning för enhet med ATAPI gränssnitt” på den medföljande programskivan.

##### 日本語

付属のソフトウェアディスクに収録されている「ATAPIインターフェースドライブ ユーザーズガイド」には、より詳細な情報を掲載しています。

##### 中文繁體

請參考本使用說明書及隨同軟體光碟一起提供的載有更多資訊的 “ATAPI界面驅動器用戶指南”。

##### 中文简体

請參考本使用说明书及随同软件光盘一起提供的载有更多信息的 “ATAPI接口驱动器用户指南”。

##### 한국

자세한 내용은 본 사용설명서와 함께 부속된 소프트웨어 디스크의 “ATAPI 인터페이스 드라이브 사용자 가이드”도 참조하여 주십시오.



<b>产品信息</b>
<b>包括的文檔</b>
<div><ul style="list-style-type: none"><li><input type="checkbox"/> 快速入门指南</li><li><input type="checkbox"/> 软件快速开始指南</li><li><input type="checkbox"/> 软件光盘上的电子手册</li><li><input type="checkbox"/> 产品信息（本文档）</li></ul></div> <div><ul style="list-style-type: none"><li><input type="checkbox"/> 软件快速开始指南</li><li><input type="checkbox"/> 保修卡</li></ul></div>

## 简介

本产品有下列特性

- 内置CD-RW驱动器，带PC的ATAPI（EIDE）接口。
- 在CD-R光盘介质上写入速度达52倍速。
- 在CD-RW光盘介质上写入速度达24倍速。
- CD-ROM 光盘的读取速度达 52 倍速。
- 使用 Turbo Boost功能,可以很方便地把读取/写入速度从缺省的40倍速切换到 52 倍速。\*

\* 详情参见下面的“ Turbo Boost 功能”。

## 系统要求

本 CD-RW 驱动器可用在符合下列条件的系统中。

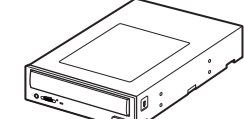
- CPU：Pentium 266 MHz 或更高

为了在高速时能稳定地写入，CPU 速度应显著高于上述最低要求。在 52 倍速下写入时，建议使用 Pentium / 400 MHz 或更高。
- PC/AT 兼容 PC
- 操作系统：
  - Microsoft® Windows® 98 Second Edition
  - Microsoft® Windows® 2000 Professional
  - Microsoft® Windows® Millennium Edition
  - Microsoft® Windows® XP Home Edition
  - Microsoft® Windows® XP Professional

## 包装盒内物品

拆包时请确认包装内除驱动器外还有下列附件。如果任一项丢失或损坏，请与供应商联系。

- CD-RW 驱动器



- 螺钉 (×4)
- 软件快速开始指南
- 软件光盘
- 保修卡

**注意**  
为防止数据丢失或光盘损坏，务必对附带的软件光盘进行备份。软件光盘不单独销售。

**请负责任地进行录制**  
在将任何东西复制到 CD-R 或 CD-RW 光盘之前，必须确认您没有违反版权法，大多数软件公司允许为备份或存档而复制软件。有关详情请检查您软件的许可协议。

## Turbo Boost 功能


本驱动器默认的读取/写入速度为40倍速。只需轻轻一触便可激活 Turbo Boost 功能，使读取 / 写入速度变成 52 倍速。

- |   |   |
|---|---|
| <b>注意</b>   | <b>注</b>  |
| <ul style="list-style-type: none"><li>在极少数的情况下，某些光碟可能不能承受 52 倍速，它们会破裂。我们建议您不要使用有很深划痕、易碎的或其它它可能在 52 倍速下破裂的光碟。</li> <li>CD-RW碟片不能使用 Turbo Boost功能提高读取/写入速度。</li></ul> | <ul style="list-style-type: none"><li>当要以 52 倍速写入时，把光碟插入驱动器，激活 Turbo Boost 功能，然后开始写入光碟。</li> <li>当使用 Turbo Boost功能写入时，忙指示灯闪烁比平时快。（约为在缺省写入速度下写入时的闪烁速度的两倍。）</li> <li>当打开光碟托架时，速度回到缺省的 40 倍速。</li> <li>Turbo Boost 功能不能保证 52 倍速写入速度。根据正在使用的光碟的状况，速度可能降低。</li></ul> |

1 把光碟插入驱动器。当插入一张光碟时，正常速度是 40 倍速。

2 按住弹出钮 5 秒钟。忙指示灯闪烁两次，速度切换到 52 倍速。（激活 Turbo Boost 功能。）

## 主要规格

<b>兼容的光盘</b>	
CD-R	CD-RW
CD-ROM	CD-ROM XA
CD-DA <sup>1)</sup>	CD Extra (CD+)
Video CD	CD TEXT
Photo CD	
光盘直径	12 cm
	8 cm（只能读取）
<sup>1)</sup> 本产品适用于播放符合CD标准的唱片。对于目前市场上采用不同版权保护技术的音乐CD，请注意其中的一些唱片并不符合 CD 标准，所以不能使用本产品播放。本产品被当作 audio CD播放器时，请使用带有以下标志的唱片：	
	

<b>写入系统</b>	
一次一道	一次一张光盘
一次一段	包写入

<b>驱动器</b>	
<b>数据传输率</b>	CD-ROM 最高达 7800 KB/s (52 倍速) <sup>2)</sup>
<b>存取时间</b>	
平均随机周期	CD-ROM 100 ms

<sup>2)</sup>当使用 Turbo Boost 功能时。最高数据传输率取决于主机的性能。

规格和外形如有变化，恕不另行通知。

生产年度与生产批号 标示于机体上

生产国·地区 标示于机体上

## 安全规则

**警告**  
进行任何本手册未明确允许的~~改变或改装~~将使您丧失操作本设备的权利。为防止火灾或触电，不要使本机淋雨或受潮。为防止触电 ,不要打开外壳 ,必须由有资格的人员进行维修。

本 CD-RW 驱动器被标识为 CLASS 1 LASER PRODUCT。CLASS 1 LASER PRODUCT 标签在外壳的顶部。

<div><div><div><div><div><span></span></div></div></div><div><div><div><span></span></div></div><div><div><span></span></div></div></div><div><div><div><span></span></div></div><div><div><span></span></div></div></div><div><div><div><span></span></div></div><div><div><span></span></div></div></div></div></div> <div>CLASS 1 LASER PRODUCT</div> <div>LASER KLASSE 1 PRODUKT</div>
--

在使用本设备前，务必阅读您电脑附带的软件最终用户许可协议。

- 我们产品的保修只有当附带的附件(包括软件)在本文档指定或建议的系统环境下使用时才有效，且只对本 CD-RW 驱动器有效。我们的用户服务和支持仅适用于该产品保修条件。
- 我们对于使用本产品时可能发生的电脑或其它设备故障、和特定的硬件不兼容、因软件安装不正确引起的操作问题、数据丢失、光盘损坏、或其它意外或偶然发生的损害不承担责任。
- 本产品的保修和用户支持仅在保修卡指定的国家或销售地区有效。
- 版权法禁止在未经版权所有者可许可的情况下复制全部或部分附带的软件和文档或出借软件。
- 我们对于使用附带的软件时可能发生的直接或间接的财务损失或利润下滑不承担责任。
- 附带的软件只能用于本产品。
- 为了改进产品，附带软件的规格可能会有改变，恕不另行通知。

## 产品和支支持信息

<b>Sony Global Sites Information</b>	
<b>Product purchased in the USA:*</b> <p>http://sony.storagesupport.com/</p>	<b>Product Purchase in Singapore:</b> <p>http://www.sony.com.sg/asianit/</p>
<b>Product purchased in Canada:</b> <p>http://www.sony.ca/</p>	<b>Product purchased in Taiwan:*</b> <p>http://www.sony.com.tw/stwn/cpd/index.htm</p>
<b>Product purchased in Australia or New Zealand:</b> <p>http://www.sony.com.au/support.asp</p>	<b>Product purchased in Korea:*</b> <p>http://www.sony.co.kr/cp</p>
<b>Product purchased in Europe:*</b> <p>http://www.sonyisstorage.com/support</p>	<b>Product purchased in Brazil:</b> <p>http://www.sony.com.br/eletronicos</p>
<b>Product purchased in Hong Kong:*</b> <p>http://www.sony.com.hk/Electronics/cp</p>	<b>Product purchased in the Middle East:</b> <p>http://www.sony-middleeast.com</p> <p>* Local Web sites for computer peripheral products</p>
<b>Product purchased in China:*</b> <p>http://www.sony.com.cn/Electronics/edmh/service.htm</p>	<b>关于附带烧录软件</b> <p>附带的烧录软件的详细信息可在软件厂商和软件发布者的网站上获得。(可从每一软件的链接上访问此网站)</p>
<b>技术支持</b>	

在碰到有关使用本产品的问题或有关驱动器或附带软件的技术问题时，在要求技术支持前先考虑上述原因。如果使用电话或电子邮件支持，请提交下列信息：

- 型号：**CRX225A**
- 系列号
- 购买日期和地点
- 电脑制造商和型号
- 电脑规格（CPU速度，内存大小，操作系统版本等）
- 使用的写入软件（版本等）

## 產品信息

<b>包括的文檔</b>
<div><ul style="list-style-type: none"><li><input type="checkbox"/> 快速入門指南</li><li><input type="checkbox"/> 軟體快速開始指南</li><li><input type="checkbox"/> 軟體光碟上的電子手冊</li><li><input type="checkbox"/> 產品信息（本文檔）</li></ul></div> <div><ul style="list-style-type: none"><li><input type="checkbox"/> 軟體快速開始指南</li><li><input type="checkbox"/> 保修卡</li></ul></div>

## 簡介

本產品有下列特性

- 内置 CD-RW 驅動器，帶 PC 的 ATAPI（EIDE）接口。
- 在CD-R光碟介質上寫入速度達52倍速。
- 在CD-RW光碟介質上寫入速度達24倍速。
- CD-ROM 光碟的讀取速度達 52 倍速。
- 使用 Turbo Boost功能,可以很方便地把讀取 / 寫入速度從預設的40倍速切換到 52 倍速。\*

\* 詳情參見下面的“ Turbo Boost 功能”。

## 系統要求

本 CD-RW 驅動器可用在符合下列條件的系統中。

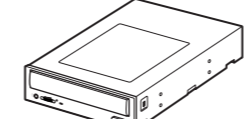
- CPU：Pentium 266 MHz 或更高

為了在高速時能穩定地寫入，CPU速度應顯著高於上述最低要求。在 52 倍速下寫入時，建議使用 Pentium /400 MHz 或更高。
- PC/AT 相容 PC
- 作業系統：
  - Microsoft® Windows® 98 Second Edition
  - Microsoft® Windows® 2000 Professional
  - Microsoft® Windows® Millennium Edition
  - Microsoft® Windows® XP Home Edition
  - Microsoft® Windows® XP Professional

## 包裝盒內物品

拆包時請確認包裝內除驅動器外還有下列附件。如果任一項丟失或損壞，請和供應商聯繫。

- CD-RW 驅動器



- 螺釘 (×4)
- 軟體快速開始指南
- 軟體光碟
- 保修卡

<b>注意</b>
為防止數據丟失或光碟損壞，務必對附帶的軟體光碟進行備份。軟體光碟不單獨銷售。
<b>請負責任地進行錄製</b> 在將任何東西拷貝到 CD-R或CD-RW光碟之前，必須確認您沒有違反版權法，大多數軟體公司允許為備份或存檔而拷貝軟體。有關詳情請檢查您軟體的許可協議。


## Turbo Boost 功能

本驅動器默認的讀取 / 寫入速度為 4 0 倍速。只需輕輕一觸便可啟動 Turbo Boost 功能，使讀取 / 寫入速度變成 52 倍速。

- |  |  |
|--|--|
| <b>注意</b>  | <b>註</b>   |
| <ul style="list-style-type: none"><li>在極少的情況下，某些碟片可能不能承受 52 倍速，它們會破裂。我們建議您不要使用有很深劃痕、易碎的或其它它可能在 52 倍速下破裂的碟片。</li> <li>CD-RW 碟片不能使用 Turbo Boost 功能提高讀取 / 寫入速度。</li></ul> | <ul style="list-style-type: none"><li>當要以 52 倍速寫入時，把碟片插入驅動器，啟動 Turbo Boost 功能，然後開始寫入碟片。</li> <li>當使用 Turbo Boost功能寫入時，忙指示燈閃爍比平時快。（約為在預設寫入速度下寫入時的閃爍速度的兩倍。）</li> <li>當打開碟片托盤時，速度回到預設的 40 倍速。</li> <li>Turbo Boost功能不能保證52倍速寫入速度。根據正在使用的碟片的狀況，速度可能降低。</li></ul> |

1 把碟片插入驅動器。當插入一張碟片時，正常速度是 40 倍速。

## 主要規格

<b>相容的光碟</b>	
CD-R	CD-RW
CD-ROM	CD-ROM XA
CD-DA <sup>1)</sup>	CD Extra (CD+)
Video CD	CD TEXT
Photo CD	
光碟直徑	12 cm
	8 cm（只能讀取）
<sup>1)</sup> 本產品適用於播放符合CD標準的碟片。近來，一些唱片公司推出了各種用版權保護技術編碼的音樂碟片。請注意其中的一些碟片並不符合CD標準，可能不能使用本產品播放。本產品被當作 audio CD播放器時，請使用帶有以下標誌的碟片。	
	

<b>寫入系統</b>	
一次一道	一次一張光碟
一次一段	包寫入

<b>驅動器</b>	
<b>數據傳輸率</b>	CD-ROM 最高達 7800 KB/s (52 倍速) <sup>2)</sup>
<b>存取時間</b>	
平均隨機週期	CD-ROM 100 ms

<sup>2)</sup>當使用 Turbo Boost 功能時。最高數據傳輸率取決於主機的性能。

規格和外形如有變化，恕不另行通知。

生產年度與生產批號 標示於機體上

生產國·地區 標示於機體上

## 安全規則

**警告**  
進行任何本手冊未明確允許的~~改變或改装~~將使您喪失操作本設備的權利。为防止火灾或觸電，不要使本機淋雨或受潮。为防止觸電 ,不要打開外殼 ,必須由有資格的人員進行維修。

本 CD-RW 驅動器被標識為 CLASS 1 LASER PRODUCT。CLASS 1 LASER PRODUCT 標籤在外殼的頂部。

<div><div><div><div><div><span></span></div></div></div><div><div><div><span></span></div></div><div><div><span></span></div></div></div><div><div><div><span></span></div></div><div><div><span></span></div></div></div><div><div><div><span></span></div></div><div><div><span></span></div></div></div></div></div> <div>CLASS 1 LASER PRODUCT</div> <div>LASER KLASSE 1 PRODUKT</div>
--

在使用本設備前，務必閱讀您電腦附帶的軟體最終用戶許可協議。

- 我們產品的保修只有當附帶的附件（包括軟體）在本文檔指定或建議的系統環境下使用時才有效，且只對本 CD-RW 驅動器有效。我們的用戶服務和支持僅適用於該產品保修條件。
- 我們對於使用本產品時可能發生的電腦或其他設備故障、和特定的硬件不相容、因軟體安裝不正確引起的操作問題、數據丟失、光碟損壞、或其他意外或偶然發生的損害不承擔責任。
- 本產品的保修和用戶支持僅在保修卡指定的國家或銷售地區有效。
- 版權法禁止在未經版權所有者許可的情況下拷貝全部或部分附帶的軟體和文檔或出借軟體。
- 我們對於使用附帶的軟體時可能發生的直接或間接的財務損失或利潤下滑不承擔責任。
- 附帶的軟體只能用於本產品。
- 為了改進產品，附帶軟體的規格可能有改變，恕不另行通知。

## 產品和支持信息

<b>Sony Global Sites Information</b>	
<b>Product purchased in the USA:*</b> <p>http://sony.storagesupport.com/</p>	<b>Product Purchase in Singapore:</b> <p>http://www.sony.com.sg/asianit/</p>
<b>Product purchased in Canada:</b> <p>http://www.sony.ca/</p>	<b>Product purchased in Taiwan:*</b> <p>http://www.sony.com.tw/stwn/cpd/index.htm</p>
<b>Product purchased in Australia or New Zealand:</b> <p>http://www.sony.com.au/support.asp</p>	<b>Product purchased in Korea:*</b> <p>http://www.sony.co.kr/cp</p>
<b>Product purchased in Europe:*</b> <p>http://www.sonyisstorage.com/support</p>	<b>Product purchased in Brazil:</b> <p>http://www.sony.com.br/eletronicos</p>
<b>Product purchased in Hong Kong:*</b> <p>http://www.sony.com.hk/Electronics/cp</p>	<b>Product purchased in the Middle East:</b> <p>http://www.sony-middleeast.com</p> <p>* Local Web sites for computer peripheral products</p>
<b>Product purchased in China:*</b> <p>http://www.sony.com.cn/Electronics/edmh/service.htm</p>	<b>關於附帶燒錄軟體</b> <p>附帶的燒錄軟體的詳細資訊可在軟體廠商和軟體發布者的網站上獲得。（可從每一軟體的鏈接上訪問此網站）</p>
<b>技術支持</b>	

在碰到有關使用本產品的問題或有關驅動器或附帶軟體的技術問題時，在要求技術支持前先考慮上述原因。如果使用電話或電子郵件支持，請提交下列信息：

- 型號：**CRX225A**
- 系列號
- 購買日期和地點
- 電腦製造商和型號
- 電腦規格（CPU速度，記憶體大小，操作系統版本等）
- 使用的寫入軟體（版本等）



## Free Manuals Download Website

<http://myh66.com>

<http://usermanuals.us>

<http://www.somanuals.com>

<http://www.4manuals.cc>

<http://www.manual-lib.com>

<http://www.404manual.com>

<http://www.luxmanual.com>

<http://aubethermostatmanual.com>

Golf course search by state

<http://golfingnear.com>

Email search by domain

<http://emailbydomain.com>

Auto manuals search

<http://auto.somanuals.com>

TV manuals search

<http://tv.somanuals.com>