

Notes on Water Resistant Specifications (Please read before using your "WALKMAN")

■ Scenarios*1

- You can use your "WALKMAN" while jogging or walking in the rain.
- You can continue to use your "WALKMAN" after perspiring.
- After using your "WALKMAN," you can wash it with fresh water at room temperature or gently running tap water.*2

*1 Do not use your "WALKMAN" in places when inability to hear surrounding sound would be dangerous. In all of the situations above, use your "WALKMAN" with the USB jack cover closed securely.

*2 Follow the instructions described in "Cleaning after use" on the reverse side.

©2011 Sony Corporation

Printed in Malaysia

4-287-516-11(1)



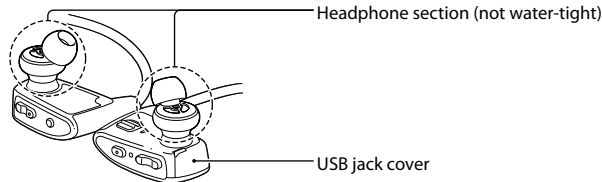
* 4 2 8 7 5 1 6 1 1 * (1)

■ Water resistant performance of this "WALKMAN"

The water resistant specifications*1 of this "WALKMAN" are equivalent to IEC60529 "Degrees of protection against ingress of water (IP Code)" IPX5*2 that specifies as "Degrees of protection against ingress of water." Please note, however, that your "WALKMAN" is not completely water-tight.

*1 The water resistant specifications are met only when the USB jack cover of your "WALKMAN" is closed securely. Also note that the headphone sections are not water-tight.

*2 IPX5 (Degrees of protection against jets of water): Your "WALKMAN" will maintain its operability even when exposed to direct streams of water from any direction in a situation where approximately 12.5 l/min of water is supplied for more than 3 minutes from a distance of about 3 m using a nozzle with an inner diameter of 6.3 mm. However, this does not apply with the headphone sections.



Liquids that the water resistant performance specifications apply to

Applicable	: fresh water, tap water, perspiration
Not applicable	: liquids other than those above (examples: soapy water, detergent water, water with bath agents, shampoo, hot spring water, pool water, seawater, etc.)

The water resistant performance of your "WALKMAN" is based on our measurements under the conditions described above. Note that malfunctions as a result of water immersion caused by misuse by the customer are not covered by the warranty.

■ Notes on charging the battery

The USB cable supplied with your "WALKMAN" is not water resistant. Before charging the battery, make sure your "WALKMAN" is not wet.

Be careful not to splash water or allow moisture to form on the USB cable. Never use the USB cable with wet hands or with your "WALKMAN" wet. Doing so may cause electric shock.

When you charge the battery, be careful of the following.

- Make sure that the location where you are using the USB cable is not wet.
- Before charging the battery, make sure your "WALKMAN" is not wet. If there is moisture on your "WALKMAN," wipe it off completely, and leave your "WALKMAN" at room temperature to dry it until no moisture remains on your "WALKMAN" before you start charging.
- Charge the battery in an ambient temperature of 5 °C (41 °F) to 35 °C (95 °F). If you charge the battery in an ambient temperature out of this range, charging may stop to protect the internal circuitry of your "WALKMAN."

■ Notes on using your “WALKMAN”

The water resistant performance of your “WALKMAN” is exhibited only when the USB jack cover is closed securely. When you use your “WALKMAN” in a location where perspiration or water may come in contact with your “WALKMAN,” make sure the USB jack cover is closed securely.

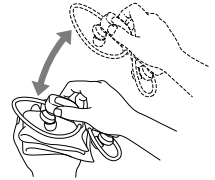
- When you close the USB jack cover, be careful not to allow sand, hair, dust or other minute foreign material to prevent the cover from closing properly. Even a minute foreign object can cause a water leak.
- Never open or close the USB jack cover when using your “WALKMAN” outdoors, or when water, perspiration, or sand is on your hands. Water or sand entering your “WALKMAN” may cause a malfunction. See “Cleaning after use” before opening the cover.
- Be sure that your “WALKMAN” is completely dry when you open the USB jack cover.
- Do not immerse your “WALKMAN” in soapy water, shampoo, chemicals, water with detergent or bath agents, hot spring water, or seawater, etc., and do not pour these liquids on your “WALKMAN.” Do not allow foreign objects such as sand or dirt to get on your “WALKMAN.” If foreign objects get on your “WALKMAN,” rinse them off with fresh water at room temperature or gently running tap water immediately, and dry your “WALKMAN” using a soft dry cloth. When you wash your “WALKMAN,” make sure that the USB jack cover is closed securely, and wash it by hand without using a brush, etc. Do not wash your “WALKMAN” in a washing machine, etc.
- Do not expose your “WALKMAN” to strong running water from a tap, etc.
- Do not pour hot water directly on your “WALKMAN” and do not blow hot air from a hair dryer, etc., directly on your “WALKMAN.” Never use your “WALKMAN” in high temperature locations such as in saunas or near a stove.
- Do not bring your “WALKMAN” from a cold location to a warm location suddenly. Rapid temperature change causes condensation, and moisture may condense inside of your “WALKMAN.”

■ Cleaning after use

- If perspiration, sand, or dirt gets on your “WALKMAN,” rinse it off with fresh water at room temperature or gently running tap water immediately. When you wash your “WALKMAN,” make sure that the USB jack cover is closed securely, and wash it by hand without using a brush, etc. However, do not expose the headphone sections to direct streams of water when doing so. Do not wash your “WALKMAN” in a washing machine or ultrasound bath, etc. Do not use detergent, chemicals, or wet wipes.
- After washing your “WALKMAN,” wipe away the water on your “WALKMAN” using a soft cloth, and then leave your “WALKMAN” in a well-ventilated shady place to dry. Do not dry your “WALKMAN” using hot air from a hair dryer. Doing so may cause deformation and deterioration of the water resistant performance.

- Because the headphone sections (see the figure above) are not water-tight, sound quality of your “WALKMAN” may deteriorate if water gets inside the headphones. If water gets in the headphones, follow the procedures below to remove water. Do not use your “WALKMAN” until it dries completely.

- ① Wipe the moisture off your “WALKMAN” using a dry cloth.
- ② Put a dry cloth over the aperture of the headphone, and shake the headphone about 20 times.
- ③ Put a dry cloth under the headphones, and leave your “WALKMAN” at room temperature for about 2 or 3 hours.

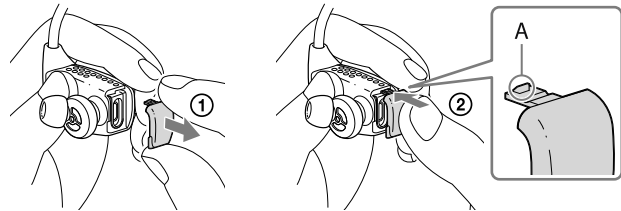


The rubber gasket used in the USB jack cover may become cracked or deformed by prolonged use or due to use in certain environments. We recommend that you check the condition of the USB jack cover periodically to maintain the water resistant performance. USB jack covers matching each individual color of your “WALKMAN” are available as repair parts for a fee. For more details, consult your nearest Sony dealer or Sony Service Center.

To change the USB jack cover

- ① Pull the USB jack cover off to remove it.
- ② Push the tab (A) of the new USB jack cover back into the same position.

If the USB jack cover comes off, you can put it back on by pushing it back into the same position as that shown in the right Figure (②.)



Free Manuals Download Website

<http://myh66.com>

<http://usermanuals.us>

<http://www.somanuals.com>

<http://www.4manuals.cc>

<http://www.manual-lib.com>

<http://www.404manual.com>

<http://www.luxmanual.com>

<http://aubethermostatmanual.com>

Golf course search by state

<http://golfingnear.com>

Email search by domain

<http://emailbydomain.com>

Auto manuals search

<http://auto.somanuals.com>

TV manuals search

<http://tv.somanuals.com>