

Hood Camera

WEATHERPROOF

True Day/Night Digital Color Camera

Built-in 42-power infrared LEDs with CDS sensor
Camera OSD Control

speco technologies

CVC627VFSCS



CVC627VFSCS
540TV Lines
Built-in 42ea of 850nm IR LED
DC Auto iris Varifocal Lens(2.8mm-12mm)
True Day/Night Capability
ICR-IR Cut Filter Removable
OSD Control

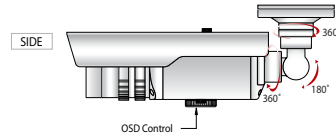


Specification

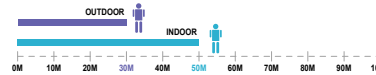
MODEL	CVC627VFSCS
Image Pick-Up Device	1/3" SONY SUPER HAD CCD
TV System	NTSC
Effective Pixels	NTSC=768(H) * 494(V) / PAL=752(H) * 582(V)
Scanning Frequency	NTSC=15.734KHz(H) / 59.94Hz(V) / PAL=15.625KHz(H) / 50.00Hz(V)
Scanning System	2:1 Interlace
Synchronization	Internal
Resolution	540TV Lines
Minimum Illumination	CDS OFF 0.1 LUX / CDS ON 0.0002 LUX
S/N Ratio	More than 50dB
White Balance	ATW/AWB/FIXED/MANUAL
Gamma Characteristic	0.45
Video Output	CVBS : 1.0Vp-p 75ohm
Electronic Shutter Speed	NTSC=Auto/Manual(1/60sec~1/100,000sec) / PAL=Auto/Manual(1/50sec~1/100,000sec)
OSD	Built-in
BLC	ON / OFF
AGC	ON / OFF
Day&Night(Color / B/W)	Color / Auto / B/W
Display Adjust	Contrast / Sharpness / CB-Gain / CR-Gain
Privacy	On/OFF (4 Programmable Zone)
Power Supply	DC 12V / 24V AC (Dual Voltage)
Power Consumption	CDS ON:800mA Max
Lens	DC Auto iris Varifocal Lens(2.8mm-12mm)
Operational Temp.	-10 ~ +50 Deg C. RH 95% Max.
Storage Temp.	-20 ~ +60 Deg C. RH 95% Max.
Dimension	88mm(W) * 115mm(H) * 245mm(D)
Weight	1600g

* INSTALLATION

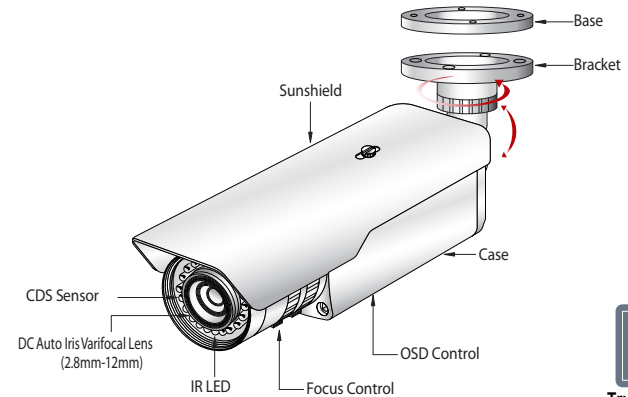
Dimension



Built-in 42 IR LEDs, it can capture clear images as far as 30~50m away even completely darkness.



* How to Install

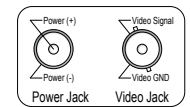


* Camera Adjustment

- 1 Connect Video & Power Line (DC 12V / 24V AC Regulated Power)
- 2 Please set the position where you want to connect the camera.
- 3 Loosen the locking screws and adjusting camera angle.
- 4 Combine each camera parts and lock & tight the each locking screws.



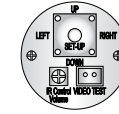
True Day & Night
(ICR-IR Cut Filter Removable)



Cable Connection

* SETTINGS

Settings can be made using the OSD button located onto the bottom of the camera.



OSD CONTROL BOARD



OSD

CAMERA OPERATION (SET-UP UP DOWN LEFT RIGHT)

LENS	* MANUAL	* DC / VIDEO
SHUTTER	* AUTO	* MANUAL * FLK
BLC	* ON	* OFF
AGC	* ON	* OFF * MIDDLE
WHITE BALANCE	* ATW	* AWB * FIXED
FUNCTION	* MANUAL	
	* CAMERA ID	* MIRROR * DAY NIGHT
	* MOTION	* PRIVACY * GAMMA
	* RESET	
ADJUST	* CONTRAST	* SHARPNESS
EXIT	* CB-GAIN	* CR-GAIN

Free Manuals Download Website

<http://myh66.com>

<http://usermanuals.us>

<http://www.somanuals.com>

<http://www.4manuals.cc>

<http://www.manual-lib.com>

<http://www.404manual.com>

<http://www.luxmanual.com>

<http://aubethermostatmanual.com>

Golf course search by state

<http://golfingnear.com>

Email search by domain

<http://emailbydomain.com>

Auto manuals search

<http://auto.somanuals.com>

TV manuals search

<http://tv.somanuals.com>