

HT7715DNV (Grey Housing)

HT7715DNVW (White Housing)



560 Line Color Bullet Camera

Weatherproof, Day/Night High Resolution
Wall & Ceiling Mountable



Please read this manual thoroughly before operation and keep it handy for further reference.

WARNING & CAUTION

	CAUTION RISK OF ELECTRIC SHOCK DO NOT OPEN	
CAUTION : TO REDUCE THE RISK OF ELECTRIC SHOCK DO NOT REMOVE COVER (OR BACK). NO USER SERVICEABLE PARTS INSIDE REFER SERVICING TO QUALIFIED SERVICE PERSONNEL.		



The lightning flash with an arrowhead symbol, within an equilateral triangle is intended to alert the user to the presence of un-insulated "dangerous voltage" within the product's enclosure that may be of sufficient magnitude to constitute a risk of electric shock to persons



The exclamation point within an equilateral triangle is intended to alert the user to the presence of important operating and maintenance (servicing) instructions in the literature accompanying the appliance

INFORMATION -This equipment has been tested and found to comply with limits for a class a digital device Pursuant to part 15 of the FCC rules. These limits are designed to provide reasonable protection against harmful Interference When the equipments operated in a commercial environment. This equipment generates, uses, and Can Radiate radio frequency energy and if not installed and used in accordance with the instruction manual, may Cause Harmful interference to radio communications. Operation of this equipment in a residential area is likely to cause harmful interference in which Case the user will be required to correct the interference at his own expense.

WARNING – Change or modification not expressly approved by the manufacturer could void the user's authority to operate the equipment

CAUTION : To prevent electric shock and risk of fire hazards.

DO NOT use power sources other than that specified.

DO NOT expose this appliance to rain or moisture.

This installation should be made by a qualified service person and should conform to all local codes.

CONTENTS

Package Contents	4
Precautions	5
Features	6
Camera Installation	7-11
LED Pattern	12
Specifications	13
Dimensions	14
Warranty	15

PACKAGE CONTENTS

Please make sure that the following items are included in the package:

- 1 HT7715 Camera Series**
- 3 Mounting Screws**
- 1 Video test Connector**
- 1 Wrench**

Please leave this manual with the end-user for future reference.

PRECAUTIONS

- **THIS CAMERA SHOULD BE ONLY INSTALLED BY QUALIFIED PERSONNEL**
- **TO PREVENT A FIRE OR ELECTRICAL HAZARD PLEASE USE PROPER POWER CABLE**
- **DO NOT CLEAN THE COVER WITH AN ABRASIVE CLEANING MATERIAL - PLEASE USE A SOFT CLOTH OR TISSUE TO CLEAN THE COVER**
- **THERE ARE NO USER-SERVICEABLE PARTS INSIDE. PLEASE DO NOT DISASSEMBLE THIS CAMERA OTHER THAN TO MAKE INITIAL ADJUSTMENTS**
- **PLEASE USE A UL APPROVED REGULATED 24 VOLT AC OR 12 VOLT DC POWER SUPPLY**
- **PLEASE USE APPROPRIATE LOW VOLTAGE POWER CABLE TO PREVENT FIRE OR ELECTRICAL SHOCK**
- **PLEASE INSURE THAT YOUR INSTALLATION AREA CAN SUPPORT THE WEIGHT OF THE CAMERA**
- **PLEASE HANDLE THIS CAMERA CAREFULLY:**
 - **DON'T USE A STRONG OR ABRASIVE DETERGENT WHEN CLEANING THE CAMERA.**
 - **DON'T EXPOSE THE CAMERA TO DIRECT SUN**

FEATURES

- **1/3" SONY Super-Had HQ-1 , 560 TV lines of resolution**
- **Spilt Glass Technology – avoids IR reflections**
- **Auto iris DC Varifocal Lens (4mm – 9mm)**
- **LUX level dip switch adjusts day/night settings to your requirements**
- **Dual voltage operation**
- **Video Test Connector for easy installation**
- **Built-in 18 IR LEDs (80' Range) and CDS sensor for day/night performance**
- **Controls for BLC,ELC,F/L and L/L**
- **Weatherproof operation**
- **Built-in heater extends operating range and avoids condensation**
- **Excellent low light level performance**
- **0.03 Lux in existing light , 0.0 Lux with IR LEDs**
- **Insulated mount reduces ground loops**
- **Cable runs through the mount for protection**

CAMERA INSTALLATION

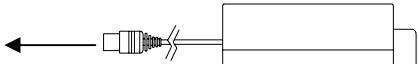
CONNECT POWER CABLE

1. WHEN USING 12 VOLTS DC (constant voltage 500 mA)

Power Input :RED



Center : (+)



DC 12V Power Supply

2. WHEN USING 24 VOLTS AC (40 Volt Amps)

RED(+)



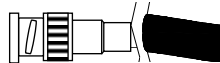
BLACK:(-)



Power Supply

3. CONNECT VIDEO CABLE

-Connect BNC Cable To The BNC Jack.



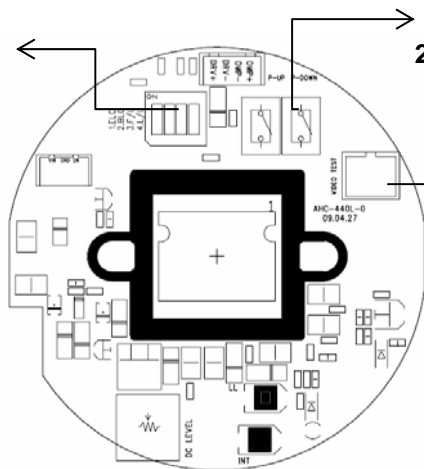
CAMERA INSTALLATION

Inner Controller Details

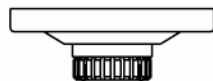
1.Function

2.V-Phase

3.Video Test



4.LUX Level



5.Zoom Controller

6.Heater

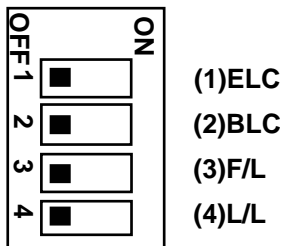
7.DC Lens Level

5.Focus Controller

CAMERA INSTALLATION

1.Function

* DIP SWITCH



(1) ELC- Electronic Light Compensation

ON : Camera is in Electronic Shutter Mode

OFF: Electronic Shutter is fixed at 1/60 and Auto Iris mode is active

(2) BLC-Back Light Compensation.

BLC: If there is a strong light behind an object the object may appear as a shadow.

Activating the BLC will minimize this effect.

The Coverage of the BLC is center plus bottom.

(3) F/L- Flicker-Less

ON : Use when the LUX changes often

OFF: Use under normal circumstances

(4) L/L- Line Lock

Locks the camera to the 60 Hz of the wall outlet.

Only operates in the 24 Volt AC mode

CAMERA INSTALLATION

2. V-Phase Level (UP/Down)

When desired, the vertical phase may be adjusted to synchronize the vertical phase of the camera with other cameras in the system.

This feature is only available in 24 Volt AC operation

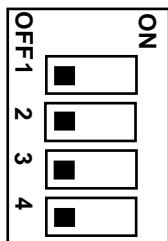
3. Video Test Connector

Allows the connection of a Local Monitor to make initial adjustments to the camera

4. Lux Level

Tells the camera when to switch to the B/W night mode.

: Only one switch can be in the “on” position at a time.



#1 STEP - The camera will switch at 1/2 lux

#2 STEP - The camera will switch at 1 lux

#3 STEP - The camera will switch at 3 lux

#4 STEP - The camera will switch at 5 lux

5. Zoom Controller / Focus Controller

6. Heater

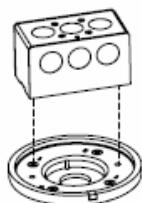
7. DC Lens Level

Fine tune the Auto IRIS Lens

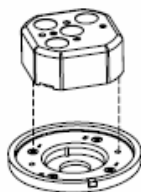
CAMERA INSTALLATION

COMPATIBILITY

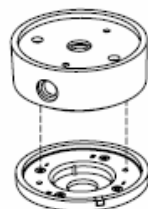
“A” type Box



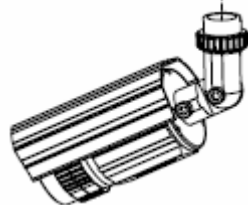
“B” type Box



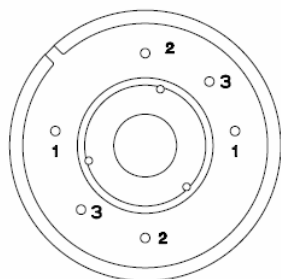
CVCTPEXT



CVCTPLATE



★Original Mounting Flange
Should be removed
to use CVCTPLATE



[CVCTPLATE Hole Description]

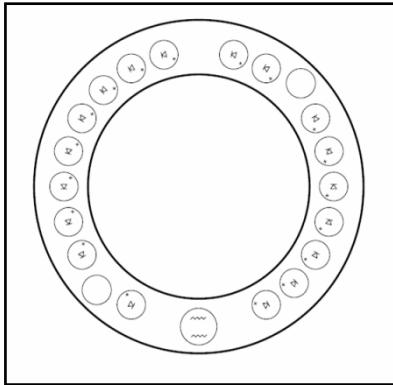
Hole 1 : CVCTPEXT

Hole 2 : Electrical Box “B” type

Hole 3 : Electrical Box “A” type

LED PATTERN

4-9mm VF lens
18 Mini IR LEDs (80' Range)

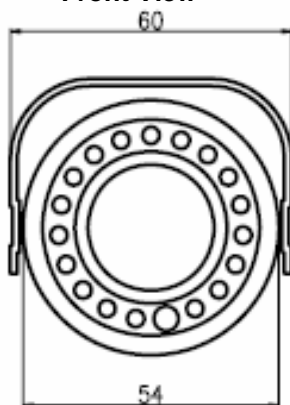


SPECIFICATIONS

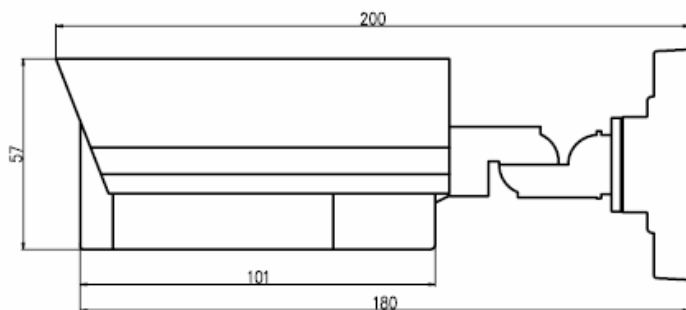
ITEM	HT7715DNV Series
Image Sensor	1/3" Sony Super-Had HQ-1 DSP CCD
Resolution	560 TV Line
Minimum illumination	0.03lux (IP Off) 0.00 LUX (IP on)
Lens Type	DC Auto Iris 4mm – 9mm (Varifocal)
CDS Sensor	Photoconductive Cells, Adjustable
Electronic Shutter	1/60 – 1/1000,000 seconds
Video Output	1.0vp-p into 75 ohms composite
TV System	NTSC
Scanning System	2 : 1 Interface
Sync System	Line Locked / Adjustable V-Phase. Line Lock/Internal On-Off
S/N Ratio	More than 60db
IR Cut Filter	Mechanical – Auto Adjusts when required
Gamma Characteristic	0.45
Power Supply	24 Volts AC, 12 Volts DC – Dual Voltage
Power consumption	600mA
Operating Temperature	- 29°C ~ +50°C (- 20°F ~122°F)
Dimensions	2.4"W x 2.25"H x 7"L
Weight	1 lbs
Warranty	5Years

DIMENSIONS

Front View



Side View



WARRANTY



LIMITED WARRANTY

THIS WARRANTY IS VALID ONLY ON PRODUCTS PURCHASED AND USED IN THE UNITED STATES OF AMERICA. THIS WARRANTY APPLIES ONLY TO THE ORIGINAL USER.

SUBJECT TO CONDITIONS AND EXCLUSIONS FOUND BELOW, THIS PRODUCT IS WARRANTED AGAINST MANUFACTURING DEFECTS IN MATERIAL AND WORKMANSHIP FOR THE FOLLOWING PERIOD FOR PARTS AND LABOR:

SPECO TECHNOLOGIES CAMERAS:	5 YEARS
SPECO TECHNOLOGIES MONITORS:	1 YEAR
BALANCE OF SPECO TECHNOLOGIES LINE:	1 YEAR*
* IR LEDs, Time lapse VCR Drum Assemblies & Heads:	90-DAYS

SPECO TECHNOLOGIES WILL REPAIR OR REPLACE (AT OUR DISCRETION) ANY PARTS FOUND TO BE DEFECTIVE FOR THE WARRANTY PERIOD SPECIFIED. WE WILL PROVIDE A REPLACEMENT FOR ANY DEFECTIVE PART.

CONDITIONS

- 1. YOU MUST OBTAIN A RETURN AUTHORIZATION NUMBER FOR ANY MERCHANDISE BEING RETURNED TO SPECO TECHNOLOGIES, WHETHER FOR RETURN/EXCHANGE OR REPAIR, WHETHER IN OR OUT OF WARRANTY.**
2. THIS WARRANTY WILL BE HONORED ONLY UPON PRESENTATION OF THE ORIGINAL DATED BILL OF SALE OR SALES SLIP.
3. TRANSPORTATION OF THE PRODUCT TO OUR SERVICE DEPARTMENT IS THE RESPONSIBILITY OF THE USER. REPAIRED OR REPLACED PRODUCT WILL BE RETURNED PREPAID DURING THE WARRANTY PERIOD.

EXCLUSIONS

1. THIS WARRANTY SHALL NOT COVER ADJUSTMENT OF CUSTOMER OPERATED CONTROLS AS EXPLAINED IN THE APPROPRIATE MODEL'S INSTRUCTION MANUAL OR PRODUCTS WHICH HAVE BEEN ALTERED, ABUSED, OR HAVE MISSING OR ALTERED SERIAL NUMBERS.
2. THIS WARRANTY SHALL NOT APPLY TO UNCRATING, SETUP, INSTALLATION, OR THE REMOVAL AND REINSTALLATION OF PRODUCTS AFTER REPAIR.
3. THIS WARRANTY SHALL NOT APPLY TO REPAIRS OR REPLACEMENTS NECESSITATED BY ANY CAUSE BEYOND THE RESULT OF MANUFACTURE INCLUDING, BUT NOT LIMITED TO, ANY MALFUNCTION, DEFECTS OR FAILURE CAUSED BY OR RESULTING FROM UNAUTHORIZED SERVICE OR PARTS, IMPROPER MAINTENANCE, MODIFICATION OR REPAIR BY THE USER, ABUSE, MISUSE, NEGLIGENCE, ACCIDENT, FIRE, FLOOD, OR OTHER ACTS OF NATURE, INCORRECT LINE VOLTAGE, DAMAGE OR IMAGE BURNS TO TELEVISION PICTURE TUBES CAUSED BY OR ATTRIBUTABLE TO THE USE OF ANY ACCESSORY, ELECTRONICS GAME OR DEVICE, OR DAMAGE CAUSED TO IMAGE PICKUP DEVICES BY EXCESSIVE LIGHT.

THE FOREGOING IS IN LIEU OF ALL OTHER EXPRESSED WARRANTIES AND WE DO NOT AUTHORIZE ANY PARTY TO ASSUME FOR US ANY OTHER OBLIGATION OR LIABILITY. IN NO EVENT SHALL WE BE LIABLE FOR INCIDENTAL OR CONSEQUENTIAL DAMAGES ARISING FROM THE USE OF THIS PRODUCT, OR FOR ANY DELAY IN THE USE OF THIS PRODUCT DUE TO CAUSES BEYOND OUR CONTROL.

SOME STATES DO NOT ALLOW LIMITATIONS OF HOW LONG AN IMPLIED WARRANTY LASTS AND/OR DO NOT ALLOW THE EXCLUSION OR LIMITATION OF CONSEQUENTIAL DAMAGES. THE ABOVE LIMITATIONS ON IMPLIED WARRANTY AND CONSEQUENTIAL DAMAGES MAY NOT APPLY TO YOU.

THIS WARRANTY GIVES YOU SPECIFIC LEGAL RIGHTS. YOU MAY HAVE OTHER RIGHTS WHICH VARY FROM STATE TO STATE.

NOTE: FOR YOUR PROTECTION IN THE EVENT OF THEFT OR LOSS OF THIS PRODUCT, PLEASE FILL IN THE INFORMATION REQUESTED BELOW AND RETAIN WITH YOUR SALES RECEIPT.

MODEL NO.: _____ SERIAL NO.: _____
(LOCATED ON BACK OR BOTTOM OF UNIT)

DATE OF PURCHASE: _____

WHERE PURCHASED: _____ PURCHASE PRICE: _____

Speco Technologies
200 NEW HIGHWAY
AMITYVILLE, NY 11701 www.specotech.com

FOR MORE INFORMATION REGARDING
SERVICE OR RETURN, CALL US
TOLL FREE: 1-800-645-5516 IN METRO NY: 631-957-8700

ALWAYS USE DISCRETION WHEN INSTALLING VIDEO AND/OR AUDIO SURVEILLANCE EQUIPMENT ESPECIALLY WHEN THERE IS AN EXPECTATION OF PRIVACY. INQUIRE REGARDING FEDERAL, STATE AND/OR LOCAL REGULATIONS APPLICABLE TO THE LAWFUL INSTALLATION OF VIDEO AND/OR AUDIO RECORDING OR SURVEILLANCE EQUIPMENT. PARTY CONSENT MAY BE REQUIRED.



**200 New Highway
Amityville, NY 11701
631-957-8700
www.specotech.com**

VER. 090509

This manual is based on the date as shown in the right and specifications are subject to Change without notice for quality improvement.

Free Manuals Download Website

<http://myh66.com>

<http://usermanuals.us>

<http://www.somanuals.com>

<http://www.4manuals.cc>

<http://www.manual-lib.com>

<http://www.404manual.com>

<http://www.luxmanual.com>

<http://aubethermostatmanual.com>

Golf course search by state

<http://golfingnear.com>

Email search by domain

<http://emailbydomain.com>

Auto manuals search

<http://auto.somanuals.com>

TV manuals search

<http://tv.somanuals.com>