

USB 3.0 to Gigabit Ethernet Adapter - No Dongle

USB31000NDS



*actual product may vary from photos

DE: Bedienungsanleitung - de.startech.com

FR: Guide de l'utilisateur - fr.startech.com

ES: Guía del usuario - es.startech.com

IT: Guida per l'uso - it.startech.com

NL: Gebruiksaanwijzing - nl.startech.com

PT: Guia do usuário - pt.startech.com

For the most up-to-date information, please visit: www.startech.com

Manual Revision: 07/03/2013

Download from [Www.Somanuals.com](http://www.Somanuals.com). All Manuals Search And Download.

FCC Compliance Statement

This equipment has been tested and found to comply with the limits for a Class B digital device, pursuant to part 15 of the FCC Rules. These limits are designed to provide reasonable protection against harmful interference in a residential installation. This equipment generates, uses and can radiate radio frequency energy and, if not installed and used in accordance with the instructions, may cause harmful interference to radio communications. However, there is no guarantee that interference will not occur in a particular installation. If this equipment does cause harmful interference to radio or television reception, which can be determined by turning the equipment off and on, the user is encouraged to try to correct the interference by one or more of the following measures:

- Reorient or relocate the receiving antenna.
- Increase the separation between the equipment and receiver.
- Connect the equipment into an outlet on a circuit different from that to which the receiver is connected.
- Consult the dealer or an experienced radio/TV technician for help.

Use of Trademarks, Registered Trademarks, and other Protected Names and Symbols

This manual may make reference to trademarks, registered trademarks, and other protected names and/or symbols of third-party companies not related in any way to StarTech.com. Where they occur these references are for illustrative purposes only and do not represent an endorsement of a product or service by StarTech.com, or an endorsement of the product(s) to which this manual applies by the third-party company in question. Regardless of any direct acknowledgement elsewhere in the body of this document, StarTech.com hereby acknowledges that all trademarks, registered trademarks, service marks, and other protected names and/or symbols contained in this manual and related documents are the property of their respective holders.

Table of Contents

Introduction	1
Packaging Contents	1
System Requirements.....	1
Installation	3
Verify Installation.....	4
Specifications	5
Technical Support	6
Warranty Information	6

Introduction

The USB31000NDS USB 3.0 to Gigabit Ethernet Adapter adds a single RJ45 Ethernet port to a USB-enabled computer system, with support for Gigabit network connections at full bandwidth when used with a USB 3.0 host connection, unlike USB 2.0 adapters.

This compact USB 3.0 Gigabit adapter is backward compatible with older USB 2.0/1.x computer systems (speed limited by USB bus), making it the ideal portable replacement network adapter or laptop accessory. Plus, with support for features such as Jumbo Frames, VLAN tagging and Wake on LAN (WOL), the adapter offers versatile Gigabit network performance for home and business users alike.

The USB31000NDS USB 3.0 NIC is backed by a StarTech.com 2-year warranty and free lifetime technical support.

Packaging Contents


- 1x USB 3.0 to Gigabit Ethernet Adapter
- 1x Driver CD
- 1x Instruction Manual

System Requirements

- USB enabled computer system with available USB 3.0/2.0 port
- Microsoft® Windows® XP/ Vista/ Server 2003/ Server 2008 R2/ 7/ 8 (32/64-bit), or Mac OS X® 10.6/ 10.7/ 10.8, Linux 2.6.14 - 3.5.0



USB 3.0 Type A Male



Link LED

Activity LED

Gigabit Ethernet
RJ45 Female

Installation

NOTE: The latest drivers are available from www.startech.com

Windows XP/ Server 2003

1. Connect the USB adapter to the computer.
2. When the Found New Hardware wizard appears on the screen, insert the Driver CD into your CD/DVD drive. If you are prompted to connect to Windows Update, please select the "No, not this time" option and click Next.
3. Select the option "Install Drivers Automatically (Recommended)" and then click the Next button.
4. Windows will now start searching for the drivers and install them automatically. Once this has completed, click the Finish button.

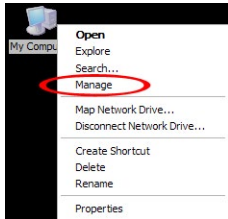
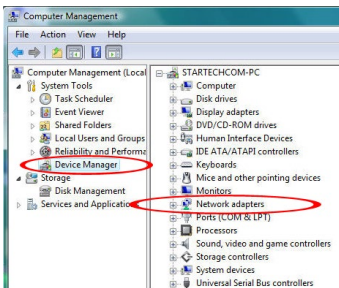
Windows Vista/ 7/ 8

1. Connect the USB adapter to the computer.
2. When the Found New Hardware window appears on the screen, click on the "Locate and install drivers software (recommended)" option. If prompted to search online, select the "Don't search online" option.
3. When prompted to insert the disc, insert the Driver CD that came with the adapter, into your CD/DVD drive and Windows will automatically proceed to search the CD.
4. If a Windows Security dialog window appears, click the "Install this driver software anyway" option to proceed.
5. Once the driver is installed, click the Close button.

Verify Installation

Windows XP/ Server 2003/ Vista/ 7/ 8

From the main desktop, right-click on "My Computer" ("Computer" in Vista/7/8), then select Manage. In the new Computer Management window, select Device Manager from the left window panel.



Under the 'Network Adapters' heading, you should see a new USB networking device listed.

Specifications

Host Interface	USB 3.0
Chipset ID	ASIX AX88179
Connectors	1x RJ45 Ethernet Female 1x USB 3.0 Type A Male
LEDs	1x Link 1x Activity
Supported Network Standards	IEEE 802.3i/802.3u/802.3ab
Compatible Networks	10/100/1000 Mbps
Auto MDIX Support	Yes
Full Duplex Support	Yes
Enclosure Material	Plastic
Power Adapter	USB powered
Operating Temperature	0°C ~ 50°C (32°F ~ 122°F)
Storage Temperature	0°C ~ 70°C (32°F ~ 158°F)
Humidity	10% ~ 90% RH
Dimensions (LxWxH)	68mm x 22.6mm x 26mm
Weight	21g
Compatible Operating Systems	Windows XP(32/64-bit)/ Server 2003(32/64-bit)/ Server 2008 R2/ Vista(32/64-bit)/ 7(32/64-bit)/ 8(32/64-bit), Mac OS 10.6/ 10.7/ 10.8, Linux 2.6.14 - 3.5.0

Technical Support

StarTech.com's lifetime technical support is an integral part of our commitment to provide industry-leading solutions. If you ever need help with your product, visit www.startech.com/support and access our comprehensive selection of online tools, documentation, and downloads.

For the latest drivers/software, please visit www.startech.com/downloads

Warranty Information

This product is backed by a two year warranty.

In addition, StarTech.com warrants its products against defects in materials and workmanship for the periods noted, following the initial date of purchase. During this period, the products may be returned for repair, or replacement with equivalent products at our discretion. The warranty covers parts and labor costs only. StarTech.com does not warrant its products from defects or damages arising from misuse, abuse, alteration, or normal wear and tear.

Limitation of Liability

In no event shall the liability of StarTech.com Ltd. and StarTech.com USA LLP (or their officers, directors, employees or agents) for any damages (whether direct or indirect, special, punitive, incidental, consequential, or otherwise), loss of profits, loss of business, or any pecuniary loss, arising out of or related to the use of the product exceed the actual price paid for the product. Some states do not allow the exclusion or limitation of incidental or consequential damages. If such laws apply, the limitations or exclusions contained in this statement may not apply to you.

Hard-to-find made easy. At StarTech.com, that isn't a slogan. It's a promise.

StarTech.com is your one-stop source for every connectivity part you need. From the latest technology to legacy products — and all the parts that bridge the old and new — we can help you find the parts that connect your solutions.

We make it easy to locate the parts, and we quickly deliver them wherever they need to go. Just talk to one of our tech advisors or visit our website. You'll be connected to the products you need in no time.

Visit www.startech.com for complete information on all StarTech.com products and to access exclusive resources and time-saving tools.

StarTech.com is an ISO 9001 Registered manufacturer of connectivity and technology parts. StarTech.com was founded in 1985 and has operations in the United States, Canada, the United Kingdom and Taiwan servicing a worldwide market.

Free Manuals Download Website

<http://myh66.com>

<http://usermanuals.us>

<http://www.somanuals.com>

<http://www.4manuals.cc>

<http://www.manual-lib.com>

<http://www.404manual.com>

<http://www.luxmanual.com>

<http://aubethermostatmanual.com>

Golf course search by state

<http://golfingnear.com>

Email search by domain

<http://emailbydomain.com>

Auto manuals search

<http://auto.somanuals.com>

TV manuals search

<http://tv.somanuals.com>