



**New Built-In Model BI-36F
All Freezer**

In a dual installation with all refrigerator Model BI-36R, the all freezer Model BI-36F offers maximum refrigeration capacity. The new water filtration system removes suspended particles, chemical pollutants, viruses and bacteria from the ice. Framed, overlay/flush inset and stainless steel models are available. A new flush inset installation option allows the unit to sit flush with surrounding cabinetry. Model BI-36F is Energy Star qualified.



Stainless steel Models BI-36F and BI-36R shown with tubular handles.

Features

- Framed, overlay/flush inset and stainless steel design applications
- Flush inset installation option allows unit to sit flush with surrounding cabinetry
- Water filtration system
- Energy Star qualified
- Flip-up grille for easy access to condenser
- Adjustable wire shelves
- Door shelves are adjustable in one-inch increments
- Max ice feature to increase rate of ice production for a 24-hour period

Model Options	BI-36F/F	BI-36F/O	BI-36F/S/TH	BI-36F/S/PH	BI-36F/S/CH
Design	Framed	Overlay/Flush Inset	Stainless	Stainless	Stainless
Grille	Louvered	Panel	Stainless	Stainless	Stainless
Handle	Full-Length	*	Tubular	Pro	Curved

**Handle not included to allow for design flexibility.*

Interior Features

- **Freezer**
22.8 cu ft Capacity
Water Filtration System
Automatic Ice Maker
3 Adjustable Wire Shelves
1 Stationary Glass Shelf
3 Storage Drawers with Dividers
3 Adjustable Door Shelves
2 Stationary Door Shelves


Accessories

- Louvered, panel and stainless steel grilles for 83", 84" and 88" finished heights
- Stainless steel front panels for framed, flush inset and dual flush inset applications with stainless steel finish and handle options
- Side panels in classic stainless steel and white
- Stainless steel tubular, pro or curved handles and full-length extended handles
- Dual installation kit
- 90° door stop kit

Accessories are available through your Sub-Zero dealer. To obtain local dealer information, visit the Showroom Locator section of our website, subzero.com.



This appliance is certified by Star-K to meet strict religious regulations in conjunction with specific instructions found on www.star-k.org.



Flip-Up Grille



Low Profile Hinges



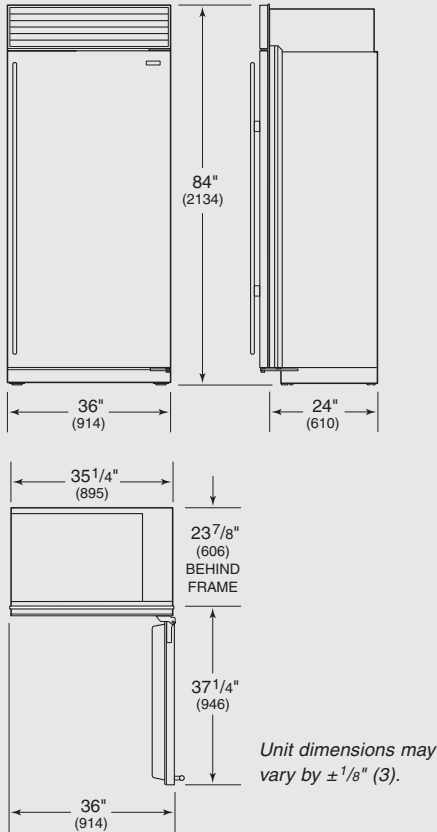
Model BI-36R shown.





Built-In Model BI-36F

Overall Dimensions



Specifications

Overall Dimensions	36"W x 84"H x 24"D
Door Clearance	Standard 37 1/4" Flush Inset 37 3/4"
Opening Width	35 1/2"
Flush Inset Width	38"
Opening Height	83 3/4"
Flush Inset Height	84"
Opening Depth	24"
Flush Inset Depth	26 3/16"
Electrical Requirements	115 V AC, 60 Hz 15 amp circuit
Plumbing Requirements	1/4" OD copper line 30–100 psi
Shipping Weight	378–406 lbs

Installation Notes

Built-In models may be used in a standard installation or in a flush inset installation which allows the unit to be flush with surrounding cabinetry.

Built-In all refrigerator and all freezer models with opposite hinges can be used in a dual installation.

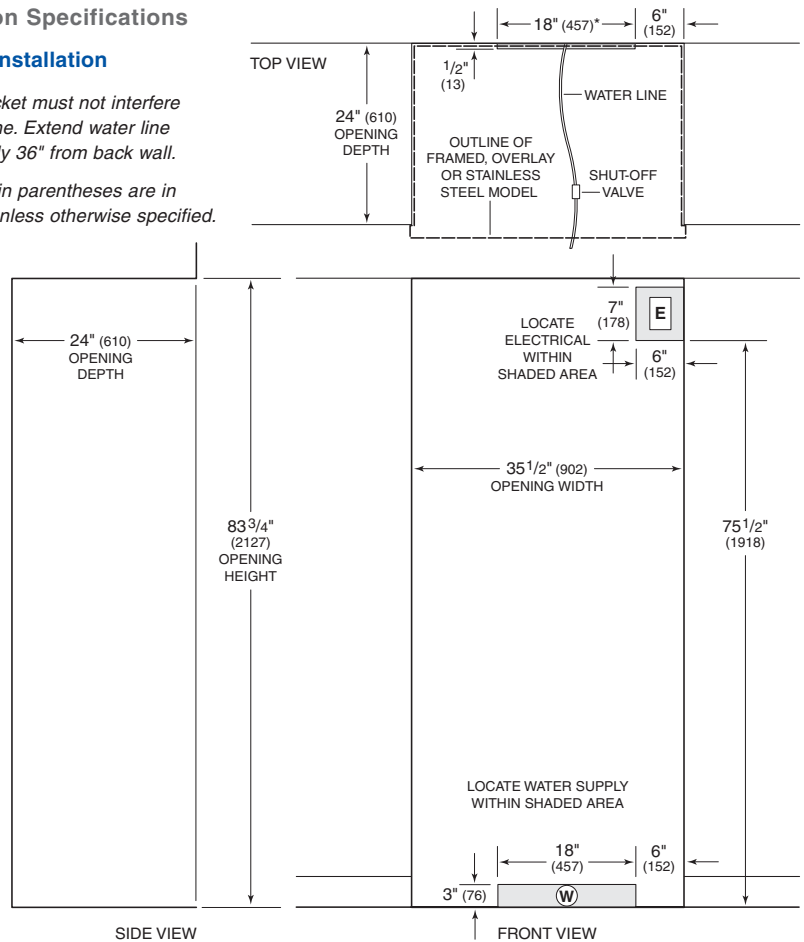
Complete installation specifications, including panel sizes, can be found on our website, subzero.com.

Installation Specifications

Standard Installation

*Anti-tip bracket must not interfere with water line. Extend water line approximately 36" from back wall.

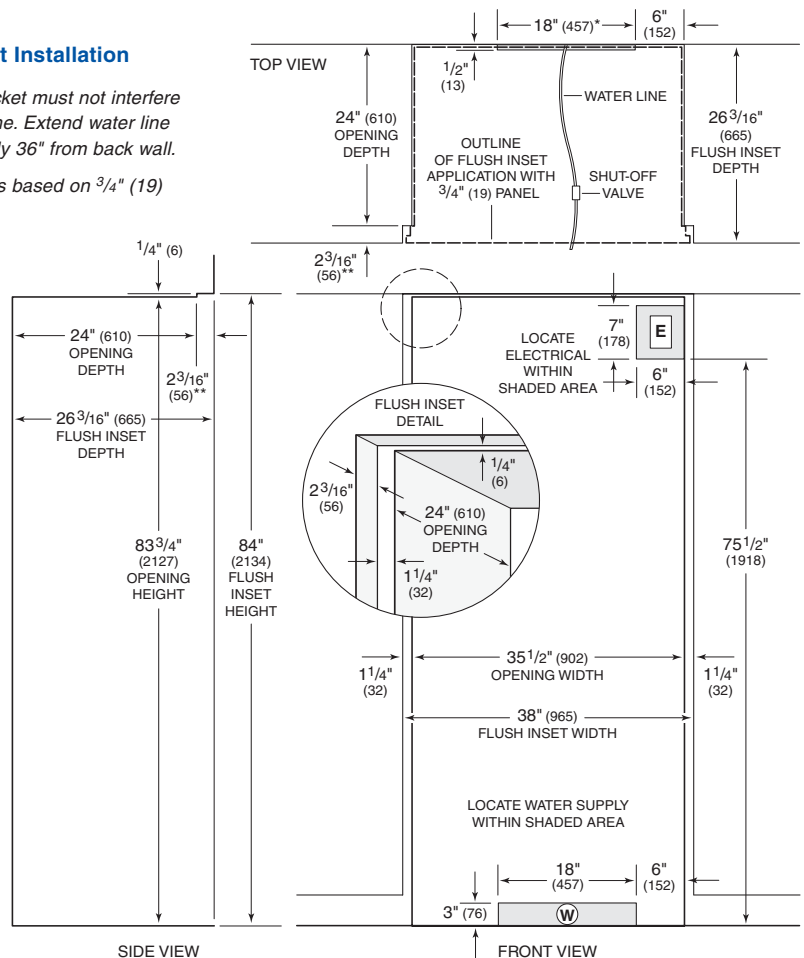
Dimensions in parentheses are in millimeters unless otherwise specified.



Flush Inset Installation

*Anti-tip bracket must not interfere with water line. Extend water line approximately 36" from back wall.

**Dimensions based on 3/4" (19) panels.



Free Manuals Download Website

<http://myh66.com>

<http://usermanuals.us>

<http://www.somanuals.com>

<http://www.4manuals.cc>

<http://www.manual-lib.com>

<http://www.404manual.com>

<http://www.luxmanual.com>

<http://aubethermostatmanual.com>

Golf course search by state

<http://golfingnear.com>

Email search by domain

<http://emailbydomain.com>

Auto manuals search

<http://auto.somanuals.com>

TV manuals search

<http://tv.somanuals.com>