

Dielectric Chip Band Pass Filters For W-CDMA 2GHz

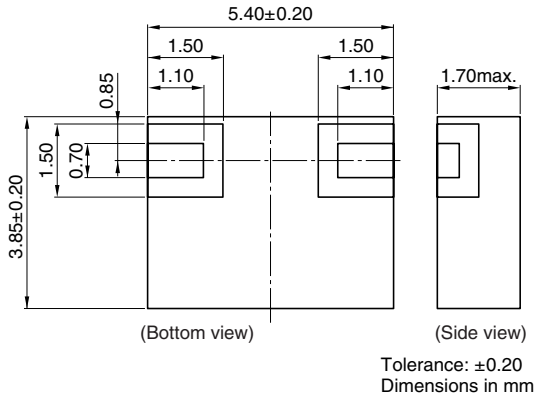
Conformity to RoHS Directive

CF Series CF61A7001

FEATURES

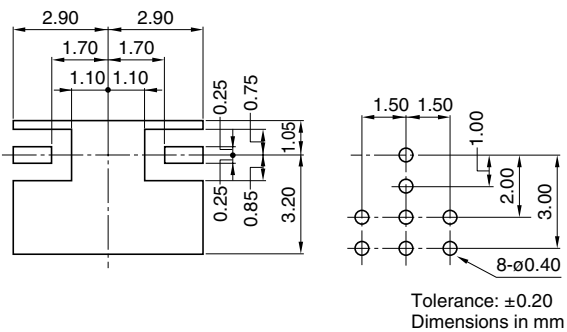
- Compact and high performance 3-pole filter.
- High reliability (Ceramic block filter).
- SMD type.

SHAPES AND DIMENSIONS

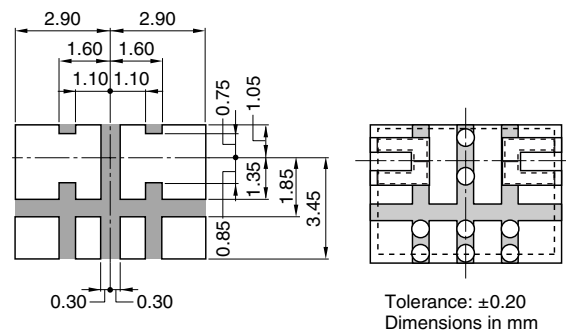


RECOMMENDED PC BOARD PATTERNS

LAND



RESIST



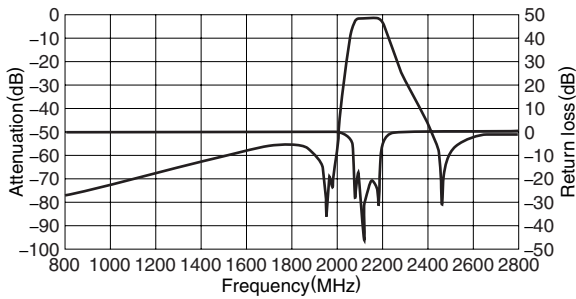
• Conformity to RoHS Directive: This means that, in conformity with EU Directive 2002/95/EC, lead, cadmium, mercury, hexavalent chromium, and specific bromine-based flame retardants, PBB and PBDE, have not been used, except for exempted applications.

• All specifications are subject to change without notice.

ELECTRICAL CHARACTERISTICS

Center frequency		2140MHz
Band width		60MHz
Insertion loss	[2110 to 2170MHz]	2.30dB max.
Ripple	[2110 to 2170MHz]	0.80dB max.
Return loss	[2110 to 2170MHz]	10dB min.
Attenuation	[187 to 193MHz]	60dB min.
	[377 to 383MHz]	60dB min.
	[1730 to 1790MHz]	45dB min.
	[1920 to 1980MHz]	50dB min.
	[2015 to 2025MHz]	20dB min.
	[2025 to 2050MHz]	12dB min.
	[2050 to 2075MHz]	2dB min.
	[2230 to 2255MHz]	7dB min.
	[2300 to 2360MHz]	20dB min.
	[2400 to 2485MHz]	30dB min.
	[2490 to 2550MHz]	40dB min.
	[4030 to 4150MHz]	55dB min.
	[4600 to 4720MHz]	40dB min.
[4720 to 6000MHz]	15dB min.	
Phase(S22)	[6000 to 6130MHz]	5dB min.
	[6130 to 12000MHz]	1dB min.
	[880MHz]	-44±10degrees
	[960MHz]	-48±10degrees
Impedance	[1710MHz]	-82±15degrees
	[1990MHz]	-125±20degrees
Impedance		50Ω
Operating temperature range		-40 to +85°C

FREQUENCY CHARACTERISTICS



Free Manuals Download Website

<http://myh66.com>

<http://usermanuals.us>

<http://www.somanuals.com>

<http://www.4manuals.cc>

<http://www.manual-lib.com>

<http://www.404manual.com>

<http://www.luxmanual.com>

<http://aubethermostatmanual.com>

Golf course search by state

<http://golfingnear.com>

Email search by domain

<http://emailbydomain.com>

Auto manuals search

<http://auto.somanuals.com>

TV manuals search

<http://tv.somanuals.com>