

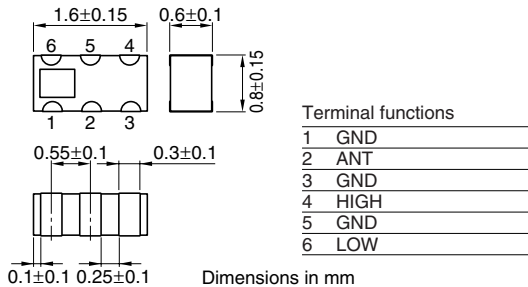
Multilayer Chip Diplexers

For GSM850/GSM900/DCS/PCS

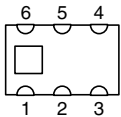
Conformity to RoHS Directive

DPX Series DPX161990DT-8003B1

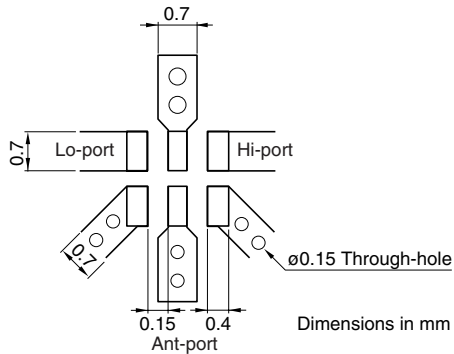
SHAPES AND DIMENSIONS



CIRCUIT DIAGRAM



RECOMMENDED PC BOARD PATTERNS



This width is 50Ω.
Micro-strip line for 0.4mm thick glass-epoxy substrate.

ELECTRICAL CHARACTERISTICS

Item	Port	Frequency range		Minimum value	Typical value	Maximum value
Insertion loss	Lo-band	824 to 960MHz	(dB)	—	—	0.7
	Hi-band	1710 to 1990MHz	(dB)	—	—	0.85
Return loss	ANT	824 to 960MHz	(dB)	10.0	—	—
	ANT	1710 to 1990MHz	(dB)	10.0	—	—
Attenuation	Hi-band	824 to 960MHz	(dB)	17.0	—	—
	Lo-band	1710 to 1990MHz	(dB)	15.0	—	—
Temperature range		Operating	(°C)	-40	—	+85
		Storage	(°C)	-40	—	+85

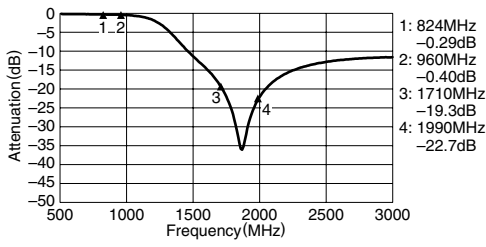
• Ta: +25°C

• Conformity to RoHS Directive: This means that, in conformity with EU Directive 2002/95/EC, lead, cadmium, mercury, hexavalent chromium, and specific bromine-based flame retardants, PBB and PBDE, have not been used, except for exempted applications.

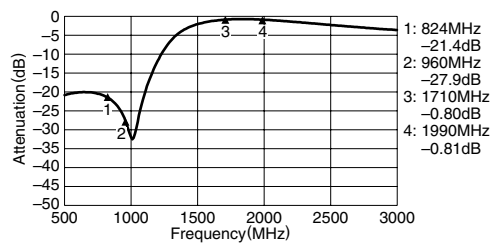
• All specifications are subject to change without notice.

FREQUENCY CHARACTERISTICS

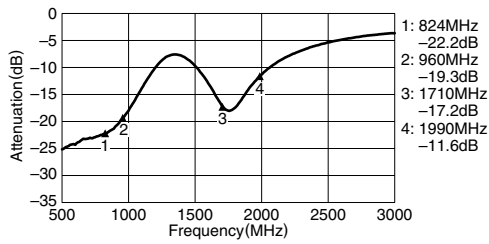
Lo-BAND PORT S21



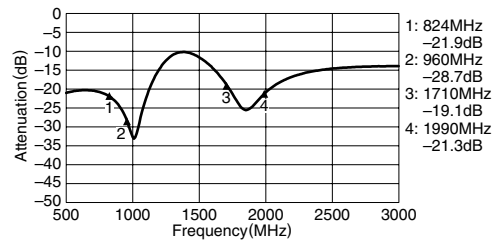
Hi-BAND PORT S31



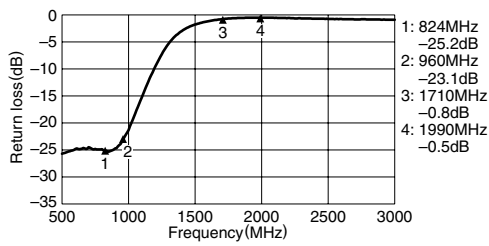
COMMON PORT RETURN LOSS S11



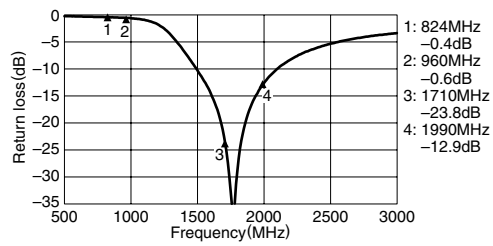
ISOLATION S23



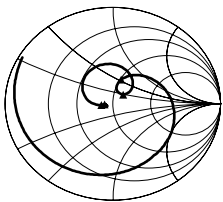
Lo-BAND PORT RETURN LOSS S22



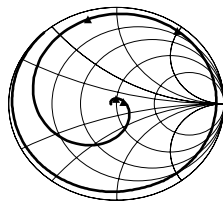
Hi-PORT RETURN LOSS S33



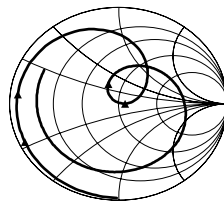
SMITH CHARTS



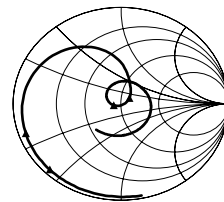
S11



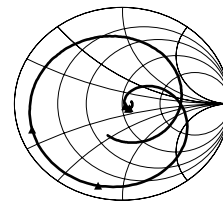
S22



S33



S21



S31

Free Manuals Download Website

<http://myh66.com>

<http://usermanuals.us>

<http://www.somanuals.com>

<http://www.4manuals.cc>

<http://www.manual-lib.com>

<http://www.404manual.com>

<http://www.luxmanual.com>

<http://aubethermostatmanual.com>

Golf course search by state

<http://golfingnear.com>

Email search by domain

<http://emailbydomain.com>

Auto manuals search

<http://auto.somanuals.com>

TV manuals search

<http://tv.somanuals.com>