

HPBA-2510 High Power Broadband Antenna

Product Overview

TDK RF Solutions' HPBA-2510 High Power Broadband Antenna provides extremely high field strengths over the operating frequency range of 25 MHz to 100 MHz. The HPBA-2510 features an unprecedented combination of high efficiency, low VSWR, excellent field uniformity, and small size. These features make the TDK HPBA-2510 the best choice for immunity measurements requiring high power.

Patented Design The HPBA-2510's industry-leading design provides improved impedance matching and power handling to provide true 200 V/m field intensity. The HPBA-2510 is a highly efficient radiator with a low VSWR (2.5:1 average), and its high power handling (3500W) is ideal for MIL-STD 461 and SAE J1113/J551 immunity test applications.

Seamless Setup The HPBA-2510 is designed in-house specifically for immunity measurements in EMC test environments. The HPBA-2510 can be combined with our E-Field Generator (10 kHz - 30 MHz) and our V-Log Antenna (80 MHz - 1000 MHz) to achieve seamless coverage of immunity test frequencies with bandbreaks that correspond to amplifier specifications. The HPBA-2510 can be used alone or in arrays.

Features

- Very high power handling - 3500W maximum (10,000W model also available)
- Low 2.5:1 VSWR (average)
- Improved impedance matching
- Can be used alone or in arrays (with optional high power hybrid network)



TDK RF Solutions' HPBA-2510 High Power Broadband Antenna offers extremely high field strength for immunity measurements over the frequency range of 25 MHz to 100 MHz.

Applications

- Immunity Measurements
- MIL-STD 461
- SAE J1113/ISO 11452
- SAE J551/ISO 11451

Options

- **Manual Vertical Mast MVM-200R**
TDK RF Solutions' MVM-200R antenna mast provides manual control of the height, tilt, and polarization. The MVM-200R adjusts from 1 m to 1.5 m in height and supports antennas up to 18 kg.

HPBA-2510 High Power Broadband Antenna

Electrical Specifications

Frequency Range:	25 MHz to 100 MHz
VSWR:	2.5:1 typical
Polarization:	Linear
Power Handling:	3500W maximum (10,000 W model available)
Feedpoint Impedance:	50 ohms (nominal)

Mechanical Specifications

Width:	65 in. (165 cm)
Depth:	35 in. (89 cm)
Height:	29 in. (74 cm)
Weight:	9.1 kg.
Construction:	Aluminum with gold chromate finish
RF Connector:	SC female (N type female on request)

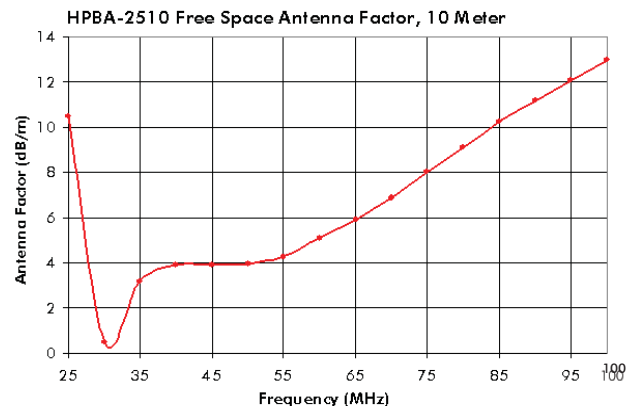
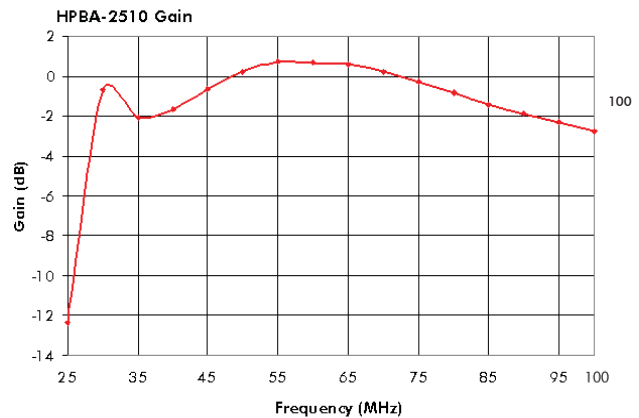
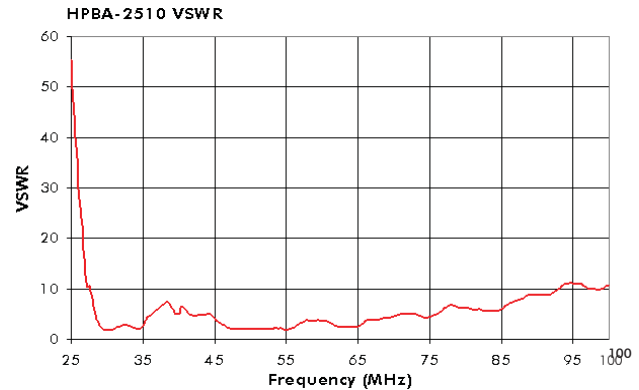
Ordering Information

Product:	High Power Broadband Antenna
Model Number:	HPBA-2510
Warranty:	1 year limited

To place an order or to learn more about the TDK RF Solutions products that best meet your needs, contact your TDK sales representative:

TDK RF Solutions Inc.

1101 Cypress Creek Rd.
Cedar Park, Texas 78613 USA
Phone: 1-512-258-9478
Fax: 1-512-258-0740
E-mail: chambers@tdkrf.com
World Wide Web: www.tdkrfsolutions.com



TOTAL RF EXPERTISE™



www.tdkrfsolutions.com

To learn more about TDK RF Solutions' wide range of innovative products and services visit www.tdkrfsolutions.com

© Copyright 2001-2002 TDK RF Solutions Inc. All rights reserved. Specifications subject to change without notice.

DSHPBA2510070102

Free Manuals Download Website

<http://myh66.com>

<http://usermanuals.us>

<http://www.somanuals.com>

<http://www.4manuals.cc>

<http://www.manual-lib.com>

<http://www.404manual.com>

<http://www.luxmanual.com>

<http://aubethermostatmanual.com>

Golf course search by state

<http://golfingnear.com>

Email search by domain

<http://emailbydomain.com>

Auto manuals search

<http://auto.somanuals.com>

TV manuals search

<http://tv.somanuals.com>