

USB to serial digital device adapter



Targus®

Introduction

Congratulations on your purchase of the Targus USB to Serial Digital Device Adapter. This ultra portable expansion USB-RS232 directly connects to your computer via the Universal Serial Bus (USB) port. The USB-RS232 features easy connectivity for traditional serial and others USB devices.

System Requirements

Hardware

- PC with a Pentium® processor or equivalent
- USB V.1.1 compliant port
- CD-ROM Drive


Operating System

- Windows® 2000 / XP / Vista™


Installing the Device and Driver

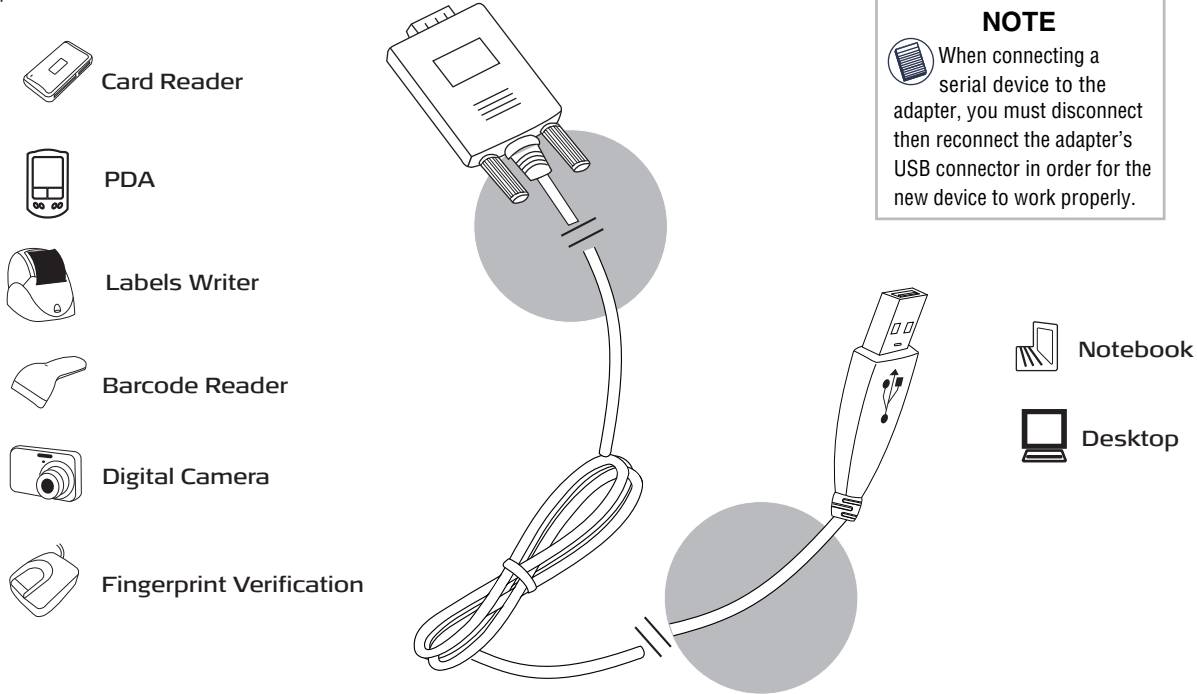
To use the Targus USB Port Adapter, you must first install its driver software onto your computer. Once the driver has successfully installed, you will need to restart your computer. You can then connect your Targus USB port adapter.

WARNING

 You must install the driver software **BEFORE** connecting the adapter to your computer otherwise the adapter will not work properly.

NOTE

 When connecting a serial device to the adapter, you must disconnect then reconnect the adapter's USB connector in order for the new device to work properly.



Technical Support

For technical questions, please visit

US Internet: www.targus.com/support.asp | Telephone: 1-877-482-7487

Australia Internet: www.targus.com/au | Telephone: 1800-641-645

New Zealand Telephone: 0800-633-222

Product Registration

Targus recommends that you register your Targus accessory shortly after purchasing it. Go to: <http://www.targus.com/registration.asp> You will need to provide your full name, email address, phone number and company information (if applicable).

Warranty

Targus warrants this product to be free from defects in materials and workmanship for one year. If your Targus accessory is found to be defective within that time, we will promptly repair or replace it. This warranty does not cover accidental damage, wear and tear, or consequential or incidental loss. Under no conditions is Targus liable for loss of, or damage to a computer; nor loss of, or damage to, programs, records, or data; nor any consequential or incidental damages, even if Targus has been informed of their possibility. This warranty does not affect your statutory rights.

Regulatory Compliance

This device complies with Part 15 of the FCC Rules. Operation is subject to the following two conditions: (1) This device may not cause harmful interference, and (2) This device must accept any interference received, including interference that may cause undesired operation.

FCC Statement

Tested to Comply

This equipment has been tested and found to comply with the limits of a Class B digital device, pursuant to Part 15 of the FCC Rules. These limits are designed to provide reasonable protection against harmful interference in a residential installation. This equipment generates, uses, and can radiate radio frequency energy and if not installed and used in accordance with the instructions, may cause harmful interference to radio communications. However, there is no guarantee that interference will not occur in a particular installation.

If this equipment does cause harmful interference to radio or television reception, which can be determined by turning the equipment off and on, the user is

- Reorient or relocate the receiving antenna;
- Increase the separation between the equipment and receiver;
- Connect the equipment into an outlet on a circuit different from that to which the receiver is connected;
- Consult the dealer or experienced radio/TV technician for help.

Changes or modifications not authorized by the party responsible for compliance could void the user's authority to operate this product.



Quick Start

PA088U / 410-0089-001B

Free Manuals Download Website

<http://myh66.com>

<http://usermanuals.us>

<http://www.somanuals.com>

<http://www.4manuals.cc>

<http://www.manual-lib.com>

<http://www.404manual.com>

<http://www.luxmanual.com>

<http://aubethermostatmanual.com>

Golf course search by state

<http://golfingnear.com>

Email search by domain

<http://emailbydomain.com>

Auto manuals search

<http://auto.somanuals.com>

TV manuals search

<http://tv.somanuals.com>