



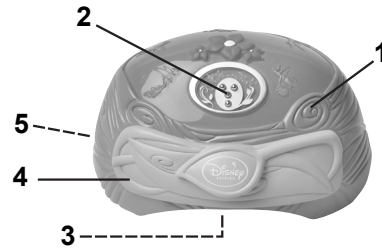
Clickables™ Fairy Charms Starter Set

Congratulations!

The Clickables Fairy Charms Starter Set allows you to unlock exclusive items for your Fairy in PixieHollow.com. Touch Clickable Charms to the jewelry box to unlock clothing, accessories and décor for your Fairy's home! Collect all 31 Clickables charms and your Fairy will receive a reward that everyone in Pixie Hollow can see.

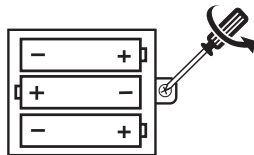
Getting Started

1. Activation Button
2. Clickables Sensor
3. USB Connector
4. Drawer
5. Batteries Compartment







To use your jewelry box away from the computer, please install 3 AAA batteries.

- Unscrew the battery cover with a Phillips screwdriver (⊕).
- Insert 3 AAA batteries with the positive (+) and negative (-) ends facing the proper direction as indicated in the battery compartment.
- Replace the cover.






Unlocking Charms

To unlock the charm's online gift, press the activation button on your jewelry box. The jewelry box will light up. Now, touch the back of the charm to the Clickable sensor  to the  on the top of your jewelry box. Make sure the top two circles of the  touch each other. When you hear the sound of Pixie Dust and see the light flash, your charm has been unlocked online.

To add another charm, press the activation button. The jewelry box will light up. Now, touch the back of the charm to the Clickables sensor on the jewelry box. Make sure the top two circles  of the touch each other. When you hear the sound of Pixie Dust and see the light flash, your charm has been unlocked in Pixie Hollow.



You can touch charms to your jewelry box when it's plugged into the computer or when it is not connected.

Share Your Charms with Friends

You can share your Clickables charms with friends by touching the  on the back of the charm to the  on your friends' Clickables Fairy Jewelry Box or her Clickables Fairy Friendship Bracelet. Make sure the top two circles of the  touch each other.

Now both you and your friend have the charm's online gift in PixieHollow.com. There's no limit to the number of friends who can receive a charm, so share your charms with as many friends as you like.

Receiving Tink Points

You can give Tink Points to your Fairy through your Clickables Fairy Jewelry Box. Press the activation button, then touch a Clickables Fairy Game  to the  on the top of your jewelry box. When you hear the sound of Pixie Dust and see the lights flash, the Tink Points have been transferred. When you connect the jewelry box online, you can redeem your points for butterflies to fly with your Fairy.

Online Installation

System Requirements


- Windows Vista/XP/2000 operating system
- 800 MHz processor (1.4 GHz recommended)
- 256 MB RAM (512 MB recommended)
- 100 MB free hard disk space
- USB port
- Keyboard and mouse
- A 350K broadband Internet connection with browser

Installing Your Clickables Fairy Charms Starter Set

WARNING

Before you plug in your Clickables Fairy Jewelry Box, visit www.PixieHollow.com/Clickables. Once you're there, you'll need to download and install software before the fun can begin.


This software works with all your Clickables Fairy toys. If you have already installed the software for another Clickables Fairy toy, you do not need to download or install the software again.

Double click on the Clickables icon on your computer. When the application opens, plug the enclosed USB cord to your Jewelry Box and connect to a USB port on your computer. 

Once connected, select the add charms icon from the main menu. Now you can see the charms' online gifts and give them to your Fairy in a few simple steps.

FAQs

I touched the charm to my jewelry box but did not hear any music. What went wrong?

Before you touch your Clickables charm to the jewelry box, you must press the activation button first. Please press the activation button every time before you add a charm. Also, make sure the top two circles of the  touch each other.

How many charms can I touch to my jewelry box?

Your jewelry box can accept up to 30 Clickables connections before it is full and must be downloaded online. Your jewelry box is full, when you press the activation button and your jewelry box lights up, but no music plays when a charm is properly connected.

In this case, connect your jewelry box to your computer with the enclosed USB to download the stored charms. Once the download is complete, your jewelry box can accept more Clickables Charms or Tink Points from the Clickables Fairy Game.

For more answers, please visit www.PixieHollow.com/Clickables for a complete list of questions and further instructions on how to play with your Clickables Fairy toy.

Warnings and Caution

Caution: changes or modifications not expressly approved by the party responsible for compliance could void the user's authority to operate the equipment.

NOTE: This equipment has been tested and found to comply with the limits for a Class B digital device, pursuant to Part 15 of the FCC Rules.

These limits are designed to provide reasonable protection against harmful interference in a residential installation. This equipment generates, uses and can radiate radio frequency energy and, if not installed and used in accordance with the instructions, may cause harmful interference to radio communications. However, there is no guarantee that interference will not occur in a particular installation. If this equipment does cause harmful interference to radio or television reception, which can be determined by turning the equipment off and on, the user is encouraged to try to correct the interference by one or more of the following measures:

- Reorient or relocate the receiving antenna.
- Increase the separation between the equipment and receiver.
- Connect the equipment into an outlet on a circuit different from that to which the receiver is connected.
- Consult the dealer or experienced radio/TV technician for help.

Shielded cables must be used with this unit to ensure compliance with the Class B FCC limits.

This device complies with Part 15 of the FCC Rules. Operation is subject to the following two conditions: (1) this device may not cause harmful interference, and (2) this device must accept any interference received, including interference that may cause undesired operation.

SAFETY BATTERY USAGE

- Different types of batteries or new and used batteries are not to be mixed.
- Non-rechargeable batteries are not to be recharged.
- Rechargeable batteries are to be removed from the toy before being charged.
- Rechargeable batteries are only to be charged under adult supervision.
- Only batteries of the same or equivalent type as recommended are to be used.
- Batteries are to be inserted with the correct polarity.
- Exhausted batteries are to be removed from the toy.
- The supply terminals are not to be short-circuited.
- Do not dispose the batteries in fire; batteries may leak or explode.
- Batteries should be replaced by an adult.
- Please keep details for future reference.
- Alkaline batteries are recommended.

CAUTION

- Adults should replace batteries.
- Not suitable for children under 3.
- May contain small parts.
- Sometimes, a build-up of static electricity (from carpets, etc) may cause the game to stop working. Just unplug the USB Plug from the USB port and plug it back in again. This will reset the hub and get you back in good working order.
- In an environment with radio frequency interference, the product may malfunction and require user to reset the product.

CARING FOR YOUR DEVICE

- After replacing batteries, hit the reset hole on the bottom of the housing to ensure proper functioning. (In most cases, game malfunctions are due to weak batteries.)
- In an environment with electrostatic discharge, the product may malfunction and lose memory. In this case, hit the reset hole on the bottom of the housing to reset the game.

WARNINGS & PRECAUTIONS

A very small portion of the population has a condition that may cause them to experience epileptic seizures or have momentary loss of consciousness when viewing certain kinds of flashing lights or patterns. If you experience any of the following symptoms—dizziness, altered vision, eye or muscle twitching, involuntary movement, loss of awareness, disorientation, or convulsions—DISCONTINUE USE IMMEDIATELY and consult your physician.

CLICKABLES™ FAIRY PRODUCTS TERMS AND CONDITIONS OF USE, WARRANTY AND LIMITATION OF LIABILITY

PLEASE READ THESE TERMS AND CONDITIONS CAREFULLY BEFORE CONNECTING YOUR CLICKABLES™ FAIRY PRODUCT TO A COMPUTER OR THE INTERNET

Techno Source recommends that you back up all of the data, programs and information of any kind or nature, along with any email, on your computer's hard drive prior to any installation or attempted installation of a Clickables™ Fairy Product. You understand and agree that prior to connecting your Clickables™ Fairy Product to a computer or the internet or installing any related software or downloadable content; it is your responsibility to ensure that the computer system has been completely backed up. Techno Source is in no way responsible for system incompatibilities or hardware/software conflicts that may arise due to incompatible equipment within your system. Techno Source does not give technical support or information regarding your PC. Questions involving PC hardware or software issues should be directed to the appropriate vendor, manufacturer, or software licensor.

NO WARRANTY/LIMITATION OF LIABILITY:

TECHNO SOURCE ASSUMES NO LIABILITY, WHATSOEVER, AND MAKES NO WARRANTY OF ANY KIND, WHATSOEVER, EXPRESS OR IMPLIED, WITH RESPECT TO THE CLICKABLES™ FAIRY PRODUCT'S CONNECTION TO YOUR COMPUTER, THE INTERNET OR ANY OTHER ON-LINE SITE, AS WELL AS ANY DAMAGE, ALTERATION OR IMPACT OF ANY KIND TO YOUR COMPUTER OR COMPUTER COMPONENTS OR ANY CONTENTS, PROGRAMS, DATA OR INFORMATION THEREON THAT MAY RESULT FROM YOUR INSTALLATION OR USE OF THE CLICKABLES™ FAIRY PRODUCT OR ANY HARDWARE, SOFTWARE OR PERIPHERALS ASSOCIATED THEREWITH. ALL EXPRESS OR IMPLIED WARRANTIES, INCLUDING THOSE RELATED TO MERCHANTABILITY OR FITNESS FOR A PARTICULAR PURPOSE OR QUALITY, DESIGN, CONDITION, CAPACITY, SUITABILITY, INTERFERENCE, INFRINGEMENT, OR DURABILITY, ARE HEREBY DISCLAIMED BY TECHNO SOURCE, TO THE EXTENT PERMITTED BY LAW, AND EXPRESSLY WAIVED BY YOU.

TECHNO SOURCE SHALL NOT HAVE ANY LIABILITY OR OBLIGATION TO YOU OR ANY OTHER PARTY, EITHER IN CONTRACT OR IN TORT, FOR ACTUAL, PUNITIVE, EXEMPLARY, SPECIAL, CONSEQUENTIAL, OR INDIRECT DAMAGES OR ANY KIND, INCLUDING, BUT NOT LIMITED TO, CLAIMS OR DAMAGES FOR LOSS OR PROFITS, LOSS OF DATA, LOSS OF USE OR INTERRUPTION OF USE OF YOUR COMPUTER SYSTEM OR ANY SOFTWARE THEREON OR HARDWARE THEREIN OR ANY BUSINESS CONDUCTED THEREON OR FOR THE RECONSTRUCTION OR RECOVERY OF ANY LOST DATA OR SOFTWARE OR ECONOMIC LOSSES OF ANY KIND INCURRED BY YOU OR ANY OTHER PARTY DIRECTLY OR INDIRECTLY RESULTING FROM OR RELATED TO ANY USE OF THE CLICKABLES™ FAIRY PRODUCT, OR RELATED HARDWARE, SOFTWARE OR INFORMATION OR DATA OBTAINED FROM THIRD PARTIES WHETHER OR NOT CAUSED BY THE NEGLIGENCE OF TECHNO SOURCE, TO THE FULLEST EXTENT THE SAME MAY BE DISCLAIMED BY LAW.

© Disney 2008. All rights reserved. All brands and product names mentioned are the trademarks or registered trademarks of their respective companies. Clickables™ is a trademark owned by and used under license from SmallGiant Technology, Inc. Patents Pending.

© 2008 Techno Source. All Rights Reserved.
30 Canton Road, Kowloon, Hong Kong.
20 West 22nd Street, Suite 1101 New York, NY 10010
Telephone no. 1-866-749-2580 **Made in China.**

WE RESERVE THE RIGHT TO TERMINATE CLICKABLES ONLINE SERVICE AFTER DECEMBER 31, 2010.

IM-21300B

Product specifications and colors may vary.

Questions? Comments?
Visit our website at
www.technosourceusa.com



www.disney.com



Free Manuals Download Website

<http://myh66.com>

<http://usermanuals.us>

<http://www.somanuals.com>

<http://www.4manuals.cc>

<http://www.manual-lib.com>

<http://www.404manual.com>

<http://www.luxmanual.com>

<http://aubethermostatmanual.com>

Golf course search by state

<http://golfingnear.com>

Email search by domain

<http://emailbydomain.com>

Auto manuals search

<http://auto.somanuals.com>

TV manuals search

<http://tv.somanuals.com>