



Socket 478 CPU cooler Installation


Insert the none hinged clip into the original bracket for the motherboard.



Push the top of the bracket lever to the right as shown, while depressed slide other "hook" into mounting hole.



When done the bracket will look like this.



Free Manuals Download Website

<http://myh66.com>

<http://usermanuals.us>

<http://www.somanuals.com>

<http://www.4manuals.cc>

<http://www.manual-lib.com>

<http://www.404manual.com>

<http://www.luxmanual.com>

<http://aubethermostatmanual.com>

Golf course search by state

<http://golfingnear.com>

Email search by domain

<http://emailbydomain.com>

Auto manuals search

<http://auto.somanuals.com>

TV manuals search

<http://tv.somanuals.com>