

TIMEX®

www.timex.com

W-106 561-095002

THANK YOU FOR PURCHASING YOUR TIMEX WATCH.

EXTENDED WARRANTY

Available in U.S. only. Extend your warranty for an additional 4 years from date of purchase for \$5. You can pay with AMEX, Discover, Visa or MasterCard by calling 1 800-448-4639 during normal business hours. Payment must be made within 30 days of purchase. Name, address, telephone number, purchase date, and 5-digit model number required. You can also mail a check for \$5 to: Timex Extended Warranty, P.O. Box 1676, Dept. EF, Little Rock, AR 72203.

Please read instructions carefully to understand how to operate your Timex watch.

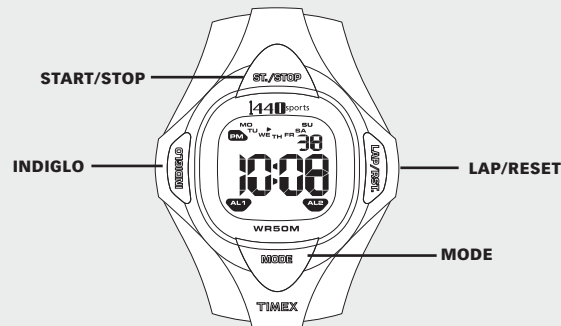
Your model may not have all of the features described in this booklet.



FUNCTIONS

Real-time calendar clock, Second time zone, Dual daily alarms and hourly chimes, Stopwatch with split function, Countdown timers, INDIGLO® night-light with Night-Mode® Feature.

BASIC OPERATIONS



While setting TIME or ALARM, a prompting arrow Δ/∇ will light up next to the required button.

DISPLAY MODE

- **Watch displays four modes:** normal time (TIME), alarm time (ALM), stopwatch (STW) and countdown timer (TMR). Press MODE to select display.
- **To view date display,** select TIME mode and press START/STOP. To return to normal time, press START/STOP again or wait 6 seconds.
- **To view second time zone,** from TIME mode press LAP/RESET. Press again to return to the first time zone.

SET TIME-DATE

1. Press MODE to select TIME mode, press and hold LAP/RESET. Time zone will blink.
2. Press LAP/RESET to select TM-1 or TM-2.
3. Press and hold LAP/RESET for 2 seconds to select SET mode. Second digits blink.
4. Press ST/STOP to reset digits to 00.
5. Press MODE. Minute digits blink.
6. Press ST/STOP* to set minutes.
7. Press MODE. Hour digits blink.
8. Press ST/STOP* to set hours.
9. Follow same pattern to set: day-of-month, month, day-of-week, 12-24 hour and month-day/day-month display.
10. Press LAP/RESET at any time to confirm and exit. Watch automatically sets values if left idle for 30 seconds.

*Hold ST/STOP to speed up process.

DAILY ALARM/HOURLY CHIME

1. To set alarm press MODE to select ALM mode.
2. Press LAP/RESET to select ALM1 or ALM2. Alarm 1 will apply to TM-1 and ALM2 will apply to TM-2. (See Time-Date).
3. Press and hold LAP/RESET for 2 seconds to select SET mode. Minute digits blink.
4. Press ST/STOP* to set minutes.
5. Press MODE. Hour digits blink.
6. Press ST/STOP* to set hours.
7. Press LAP/RESET to confirm and exit.

Press ST/STOP: once, alarm on **AL1** / **AL2**; twice, chime on **CHM**; three times both on **AL1** / **AL2** **CHM**; four times both off. Press any button to silence alarm or chime.

*Hold ST/STOP to speed up process.

TIMER

To set:

1. Press MODE to select TMR mode. Last reading will be displayed.
2. Press LAP/RESET repeatedly to select 1,3,5,10,15,20,25,30,45 or 60 minutes.

To use:

1. Press ST/STOP once to start countdown.
2. Press ST/STOP at any time to stop counting and again to resume.
3. A beep will sound when timer reaches zero. Press any button to silence. Timer will automatically return to set time.
4. Press LAP/RESET to clear.

STOPWATCH


1. Press MODE to select STW mode. Last reading will be displayed.
2. Press LAP/RESET to clear.
3. Press ST/STOP once to start stopwatch. Stopwatch will go back to zero after 59 minutes and 59.99 seconds.
4. Press ST/STOP at any time to stop counting. Press again to resume.
5. To clear, press ST/STOP to stop counting. Press LAP/RESET to clear.

Use split function to keep track of individual lap times:


1. While stopwatch is running, press LAP/RESET. Split indicator will appear.
2. Press LAP/RESET again to return to accumulated time. Split indicator will disappear.
3. Press ST/STOP to stop counting. Press LAP/RESET to clear.

Note: You can switch to other modes while stopwatch is running. **RUN** will appear indicating activity.

INDIGLO® NIGHT-LIGHT/NIGHT MODE® FEATURE

Press INDIGLO® to activate night-light. Patented (U.S. pat 4,527,096 and 4,775,964) electroluminescent technology used in INDIGLO® night-light illuminates entire watch face at night and in low light conditions. While the night-light is on pressing any button keeps it on for three seconds. Press and hold INDIGLO for 4 seconds to activate NIGHT-MODE® Feature (U.S. pat. 4,912,688). Moon icon  will appear. Once activated, any button pushed will cause INDIGLO® night-light to stay on for 3 seconds. NIGHT-MODE® Feature will stay activated for 8 hours or until deactivated by pressing and holding INDIGLO again for 4 seconds.

WATER RESISTANCE

If your watch is water-resistant, meter marking or () is indicated.

| Water-Resistance Depth | p.s.i.a. * Water Pressure Below Surface |
|------------------------|---|
| 30m/98ft | 60 |
| 50m/164ft | 86 |

*pounds per square inch absolute

WARNING: TO MAINTAIN WATER-RESISTANCE, DO NOT PRESS ANY BUTTONS UNDER WATER.

1. Watch is water-resistant only as long as lens, push buttons and case remain intact.
2. Watch is not a diver watch and should not be used for diving.
3. Rinse watch with fresh water after exposure to salt water.

BATTERY

Timex strongly recommends that a retailer or jeweler replace battery. If applicable, push reset button when replacing battery. Battery type is indicated on caseback. Battery life estimates are based on certain assumptions regarding usage; battery life may vary depending on actual usage.

DO NOT DISPOSE OF BATTERY IN FIRE. DO NOT RECHARGE. KEEP LOOSE BATTERIES AWAY FROM CHILDREN.

TIMEX INTERNATIONAL WARRANTY

(U.S. – LIMITED WARRANTY – PLEASE SEE FRONT OF INSTRUCTION BOOKLET
FOR TERMS OF EXTENDED WARRANTY OFFER)

Your TIMEX watch is warranted against manufacturing defects by Timex Corporation for a period of ONE YEAR from the original purchase date. Timex and its worldwide affiliates will honor this international Warranty.

Please note that Timex may, at its option, repair your watch by installing new or thoroughly reconditioned and inspected components or replace it with an identical or similar model. **IMPORTANT — PLEASE NOTE THAT THIS WARRANTY DOES NOT COVER DEFECTS OR DAMAGES TO YOUR WATCH:**

- 1) after the warranty period expires;
- 2) if the watch was not originally purchased from an authorized Timex retailer;
- 3) from repair services not performed by Timex;
- 4) from accidents, tampering or abuse; and
- 5) lens or crystal, strap or band, watch case, attachments or battery. Timex may charge you for replacing any of these parts.

THIS WARRANTY AND THE REMEDIES CONTAINED HEREIN ARE EXCLUSIVE AND IN LIEU OF ALL OTHER WARRANTIES, EXPRESS OR IMPLIED, INCLUDING ANY IMPLIED WARRANTY OF MERCHANTABILITY OR FITNESS FOR PARTICULAR PURPOSE. TIMEX IS NOT LIABLE FOR ANY SPECIAL, INCIDENTAL OR CONSEQUENTIAL DAMAGES. Some countries and states do not allow limitations on implied warranties and do not allow exclusions or limitations on damages, so these limitations may not apply to you. This warranty gives you specific legal rights and you may also have other rights which vary from country to country and state to state.

To obtain warranty service, please return your watch to Timex, one of its affiliates or the Timex retailer where the watch was purchased, together with a completed original Watch Repair Coupon or, in the U.S. and Canada only, the completed original Watch Repair Coupon or a written statement identifying your name, address, telephone number and date and place of purchase. Please include the following with your watch to cover postage and handling (this is not a repair charge): a US\$ 7.00 check or money order in the U.S.; a CAN\$6.00 cheque or money order in Canada; and a UK£2.50 cheque or money order in the U.K. In other countries, Timex will charge you for postage and handling. NEVER INCLUDE A SPECIAL WATCHBAND OR ANY OTHER ARTICLE OF PERSONAL VALUE IN YOUR SHIPMENT.

For the U.S., please call 1-800-448-4639 for additional warranty information. For Canada, call 1-800-263-0981. For Brazil, call 0800-168787. For Mexico, call 01-800-01-060-00. For Central America, the Caribbean, Bermuda and the Bahamas, call (501) 370-5775 (U.S.). For Asia, call 852-2815-0091. For the U.K., call 44 208 687 9620. For Portugal, call 351 212 946 017. For France, call 33 3 81 63 42 00. For Germany, call 49 7 231 494140. For the Middle East and Africa, call 971-4-310850. For other areas, please contact your local Timex retailer or Timex distributor for warranty information. In Canada, the U.S. and in certain other locations, participating Timex retailers can provide you with a postage-paid, pre-addressed Watch Repair Mailer for your convenience in obtaining factory service.

Free Manuals Download Website

<http://myh66.com>

<http://usermanuals.us>

<http://www.somanuals.com>

<http://www.4manuals.cc>

<http://www.manual-lib.com>

<http://www.404manual.com>

<http://www.luxmanual.com>

<http://aubethermostatmanual.com>

Golf course search by state

<http://golfingnear.com>

Email search by domain

<http://emailbydomain.com>

Auto manuals search

<http://auto.somanuals.com>

TV manuals search

<http://tv.somanuals.com>